

# **Merton Council**

## **Standards and General Purposes Committee**

**21 September 2021**

**Supplementary Agenda**

4 Final Accounts

1 - 314

This page is intentionally left blank

## **Committee:** Standards and General Purposes

**Date:** 21 September 2021

Agenda item:

Wards: All

Subject: Audited Final Accounts 2020/21

Lead officer: Caroline Holland, Director of Corporate Services

Lead Member: Cllr Tobin Byers – Cabinet Member for Finance

Contact officer: Roger Kershaw: Assistant Director of Resources 0208-545-3458

**Key decision reference number:** This report is written and any decisions taken are within the Budget and Policy Framework Procedure Rules as laid out in Part 4-C of the Constitution.

**Reasons for urgency:** The Chair has approved the submission of this report as a matter of urgency to enable the Council to sign off its' accounts as required within the statutory deadlines.

---

### **Recommendations:**

1. That Committee approve the audited Statement of Accounts, including the Group Accounts and the Pension Fund Accounts (Appendix 2), subject to any further comments from the External Auditor.
  2. To note EY's Audit Results Report (Appendix 4) for the Pension Fund accounts under the International Standard on Auditing (ISA) 260.
  3. To note EY's Audit Results Report (Appendix 3) for the Statement of Accounts under the ISA 260.
  4. That the Chair is authorised to sign the Statement of Responsibilities for the Statement of Accounts (Appendix 2)
  5. That the Chair is authorised to sign the Letters of Representation (Appendices 3 and 4) for the Statement of Accounts and Pension Fund Accounts.
- 

### **1 Purpose of report and executive summary**

- 1.1. This report presents the audited Statement of Accounts for the year ended 31<sup>st</sup> March 2021 for adoption by Standards and General Purposes Committee in accordance with the statutory requirements contained in the Accounts and Audit Regulations 2015 and the ISA 260.
- 1.2. A summary of the Statement of Accounts is attached as Appendix 1. The full draft accounts are attached as Appendix 2 to this report. Appendices 3 and 4 contain Ernst & Young's (EY's) Audit Results Reports on the main accounts and Pension Fund respectively, including two Letters of Representation, one for the main accounts and one for the Pension Fund.

## 2 Details

- 2.1. The Accounting Code of Practice: Section 21(2) of the Local Government Act 2003 requires local authorities in the United Kingdom to keep their accounts in accordance with “proper practices”. This is defined, for the purposes of local government legislation, as meaning compliance with the terms of the Code of Practice on Local Authority Accounting in the United Kingdom, prepared by the CIPFA/LASAAC Joint Committee. The Code specifies the principles and practices of accounting required to give a “true and fair” view of the financial position and transactions of a local authority. In particular, it prescribes the accounting treatment and disclosures for all normal transactions of a local authority.
- 2.2. The Code involves adaptations of International Financial Reporting Standards and other pronouncements by the International Accounting Standards Board (IASB) subject to such adaptations as are necessary for local government.
- 2.3. **Accounts and Audit Regulations:** These specify the timetable for producing the Council’s accounts. The timetable for the 2020/21 Statement of Accounts is exceptional in continuing to allow a longer period for the production and audit because of the COVID-19 pandemic. The table below compares the 2020/21 timetable with the dates actually achieved and with the requirements of the 2019/20 timetable. The paragraphs below the table provide more details about the 2020/21 timetable.
- 2.4. **Table 1 Audit of Accounts**

	2019/20	2020/21	2020/21
	Audit timetable	Audit timetable	Actual/Expected
<b>Accounts ready for audit</b>	31 <sup>st</sup> August 2020	31 <sup>st</sup> July 2021	6 <sup>th</sup> July 2021
<b>Publication of accounts</b>	30 <sup>th</sup> November 2020	30 <sup>th</sup> September 2021	By 30 <sup>th</sup> September 2021

- 2.5. Accounts ready for audit: The Council's statement of accounts must have been ready for audit by no later than 31st August 2021. The draft SOA was published and was ready for audit on the 5<sup>th</sup> July 2021. The Chief Financial Officer must have signed and dated the accounts and certified that it presents a true and fair view of the financial position of the body at the year end and of that body’s income and expenditure for that year. There is no requirement for approval by committee at this stage. This requirement has been met.
- 2.6. Publication of accounts The committee of members must approve the Statement of Accounts by the 30<sup>th</sup> September 2021. The accounts must be signed and dated by the chairman of that committee and then published on the Council’s website. Subject to satisfactory completion of the audit by this date, this requirement will be met.
- 2.7. Audit Progress: Ernst & Young expect to complete the majority of their work by the end of September. Until the audit work is fully complete, it is possible that amendments may arise. If they do, they will be reported to this committee. Subject

to satisfactory completion of the remaining audit work, the results of the audit are that the accounts are unqualified, that is, the financial statements give a true and fair view in accordance with the Code of Practice on Local Authority Accounting in the United Kingdom.

- 2.8. Members being satisfied with the audited accounts, Members are requested to recommend that the Council approve the audited accounts.
- 2.8.1 Audit Results Reports: Ernst & Young has issued its draft Audit Results Reports (ARRs), under ISA 260. The auditors are required to comply with the Auditing Standards contained under ISA 260, which covers 'Communications of Audit Matters with those charged with governance'. The auditor is required to report relevant matters relating to the audit to those charged with governance. There is one ARR for the Statement of Accounts and a separate ARR for the Pension Fund accounts. The key matters being reported by EY are in respect of-
- 2.8.2 Going Concern The accounts include in Note 42, "Critical Judgements in Applying Accounting Policies", specific reference to the fact that the accounts have been prepared on a Going Concern basis. The underlying principle is that accounts have been prepared on the basis that the authority will continue in operational existence for the foreseeable future from the date the accounts were authorised for issue (5 July 2021). This reference was included as a response to the significant financial risks arising from Covid-19 which have affected this and other authorities since March 2020
- 2.8.3 Accounting for COVID-19 related government grants – During 2020/21 we received grant funding and some grants had conditions attached which affected the accounting treatment that was required. EY have reviewed the treatment that we adopted in determining whether we were acting as principal or as agent for central government in administering the grants. EY have determined that for some Local Restrictions Support Grants we were acting as principal and we have adjusted our accounting treatment to reflect that.
- 2.8.4 Pension Liability and Asset Valuation - A new auditing standard requires auditors to test the method of measurement of accounting estimates to determine whether the model is appropriately designed, consistently applied and mathematically accurate, and that the integrity of the assumptions and the data has been maintained in applying the model. This is an issue across all local government audit. Audit firms are checking with the National Audit Office and with actuaries to be able to gain this assurance. EY will provide a verbal update on progress at the committee meeting.
- 2.8.5 National Non Domestic Rates - The collection fund contains a provision of £16.4m for the estimated cost of appeals against NNDR charges which may be settled in future years. The provision consists of £5.9m of threats, £6.6m of challenges from the 2017 appeals list and £3.9m from the 2010 appeals list, The Authority's share of this provision is £4.9m (30%). We reviewed the figures provided by 'Analyse Local' and made a local adjustment to reduce the value of the suggested threats provision by £6m (50%). We have investigated some of the larger suggested threats and found that there will be no loss of yield from them. Previous evidence has indicated that the threats advised by 'Analyse Local' do not necessarily result in challenges to the Valuation List or loss of yield and we consider the reduction was valid.
- 2.9. Audit Adjustments: In carrying out their audit work, the external auditors, EY, identify amounts in the financial statements which they consider are misstated. A

misstatement is a difference between the figure which EY consider should be disclosed and the figure actually disclosed. The misstatements identified are contained in the “Audit Differences” page, page 25, in the Audit Results Report and can be divided into those which have been adjusted and one which we have chosen not to adjust.

- 2.10. Audit differences – accounts adjusted: These are summarised below (and include roundings). Please note that the correction of these misstatements does NOT affect the level of Usable reserves and balances.

**Table 2 Audit Adjustments**

Item	Long Term Assets £000	Current Assets £000	Current Liabilities £000	Long Term Liabilities £000	Usable Reserves £000	Unusable Reserves £000
<b>Covid ARG * Grant</b>		0	0			
<b>Capital Grants (s106)</b>				1,570	(1,570)	
<b>Total</b>				1,570	(1,570)	
<b>Draft SoA</b>	782,713	209,333	(118,358)	(498,364)	(148,410)	(226,914)
<b>Expected Final SoA</b>	782,713	209,333	(118,358)	(496,794)	(149,979)	(226,914)

\* Additional Restrictions Grant

- 2.11. Audit difference-accounts not unadjusted: There has been a difference of professional judgement in the need to further adjust the NDR Provision. Additional work is taking place to provide more evidence to support our decision to reduce the amount of ‘threats’ used to calculate the provision.
- 2.12. Letters of Representation: ISA 580, covering Management Representation, requires that the auditor be provided with written representation from management with appropriate responsibilities and knowledge of the financial statements. This applies to the main accounts and the Pension Fund Accounts.
- 2.13. ISA 260 requires that those charged with governance should sign agreement to the Letter of Representation. After the Committee has discussed and agreed the Letter of Representation, it has to be signed by the Chief Financial Officer. The Chair of the Committee is then required to sign agreement to the Letter of Representation. Copies of the letters to be signed for the main accounts and the Pension Fund accounts are included in Appendices 3 & 4.
- 2.14. **Financial Summary**: As reported in paragraph 2.10, when comparing with the draft accounts, the adjustments arising from the audit work to date have increased Usable Reserves but have not changed Unusable Reserves.
- 2.15. Reserves: Table 3 contains a breakdown of all reserves, divided into Usable Reserves and Unusable Reserves.

2.16. Usable Reserves: Revenue reserves and fund balances are £149.979m as at 31<sup>st</sup> March 2021 (£93.048 as at 31<sup>st</sup> March 2020). This represents an increase of £56.931m.

2.17. Unusable Reserves: These are now £226.914m as at 31<sup>st</sup> March 2021 (£300.686m as at 31<sup>st</sup> March 2020) a decrease of £73.772m.

**Table 3: Reserves**

Reserves	2020/21	2019/20
	Expected Final Accounts still subject to audit £000	Audited Accounts £000
<b>1. Usable reserves</b>		
General fund balance	14,000	13,778
Earmarked reserves (excluding schools)	98,357	59,606
Earmarked reserves- schools	11,728	(4,295)
<b>Total Revenue reserves and balances</b>	<b>124,085</b>	<b>69,089</b>
Unapplied capital receipts	451	2,059
Unapplied capital grants	25,443	21,900
<b>Other usable reserves</b>	<b>25,894</b>	<b>23,959</b>
<b>Total usable reserves</b>	<b>149,979</b>	<b>93,048</b>
<b>2. Unusable reserves</b>		
Collection fund	(16,383)	413
<b>Other unusable reserves</b>	<b>243,297</b>	<b>300,273</b>
<b>Total unusable reserves</b>	<b>226,914</b>	<b>300,686</b>
<b>Total reserves</b>	<b>379,893</b>	<b>393,734</b>

2.18. Outturn Table 4 shows the final outturn for the year. The departmental figures are those reported to the Cabinet. Net service expenditure showed a favourable variance of £6.778m (excluding COVID). There was also a favourable variance on funding of £1.862m. These favourable variances were taken to earmarked revenue reserves.

**Table 4: 2020/21 Outturn and Budget Variances**

Cabinet Outturn Report	2020/21	2020/21	2020/21
	Current Budget	Outturn	Variance
	£000	£000	£000
<b>Department</b>			
Corporate Services	25,500	29,246	3,746
Children, Schools & Families	57,052	54,081	(2,971)
Community & Housing	58,020	55,739	(2,281)
Environment & Regeneration	9,995	20,684	10,689
<b>Net Service Expenditure</b>	<b>150,566</b>	<b>159,749</b>	<b>9,183</b>
Corporate Provisions	18,566	26,044	7,478
<b>Total General Fund</b>	<b>169,133</b>	<b>185,794</b>	<b>16,661</b>
Net favourable outturn balance transferred to OCPB (Outstanding Council Programme Board Reserve)			
<b>Funding</b>			
Grants (excl. S 31 and COVID-19)	(20,314)	(20,314)	0
Business Rates	(55,896)	(57,761)	(1,866)
Council Tax and Collection Fund	(97,713)	(97,709)	4
Net COVID-19 Emergency Funding	4,789	(18,649)	(23,438)
<b>Total Funding</b>	<b>(169,133)</b>	<b>(194,433)</b>	<b>(25,300)</b>
Funding transferred to earmarked reserves			(8,640)

### 3 Alternative options

3.1. None for the purposes of this report.

### 4 Consultation undertaken or proposed

4.1. Under the Accounts and Audit Regulations 2015, the Council is required to make available, for a 30 working day period, copies of the Statement of Accounts and related information for inspection by any interested person. During this period, interested persons also have the right to question the auditor, by prior appointment, about the accounts. The inspection period ran from 12<sup>th</sup> July to 20<sup>th</sup> August 2021 and was advertised on the Council's website at [www.merton.gov.uk/council-and-local-democracy/finance](http://www.merton.gov.uk/council-and-local-democracy/finance).

4.2. During the inspection period officers responded to one person who had made formal enquiries about the accounts. There were no requests to question the auditors about the accounts.

### 5 Whole of Government Accounts (WGA)



- 5.1. The Whole of Government Accounts (WGA) process consolidates the audited accounts of around 4,000 organisations across the public sector in order to produce a comprehensive picture of the financial position of the UK public sector. WGA is based on International Financial Reporting Standards (IFRS) and is independently audited.
- 5.2. As an organisation within the WGA boundary, the Council is required each year to complete a WGA return in order that HM Treasury can produce the consolidated WGA accounts. Central government had advised a delay in the return timetable for 20/21 and the current time for collecting the data is expected to be November/December. EY provide an assurance statement to the National Audit Office in respect of the WGA return as part of their audit work and they had expected to provide this statement in November or December but this will now be delayed.

## **6 Audit of Council's subsidiary companies**

- 6.1. The Council has two wholly-owned subsidiaries, CHAS2013 Ltd and w. CHAS2013 Ltd will be audited by Ernst & Young from the week beginning 20<sup>th</sup> September 2021. Merantun will be audited from the week beginning 11<sup>th</sup> October 2021. It is not expected that this work will have any material impact on the Council's accounts.

## **7 Finance, resource and property implications**

- 7.1. The expected cost of the audit is £110,500 excluding the cost of non-audit services (the audit of the Housing Benefits grant claim and the Teachers Pensions return).
- 7.2. However, this figure does not include the proposed increase in the scale fee which has been submitted to Public Sector Audit Appointments (PSAA) for consideration. Nor does it include other additional items for which a final fee has still to be determined.
- 7.3. Further details are contained in page 38 of the ARR.

## **8 Legal and statutory implications**

- 8.1. These are contained within the report, Members are referred to the Council's Constitution, and in particular, the Financial Regulations, which are set out in Part 4f.

## **9 Human rights, equalities and community cohesion implications**

- 9.1. None for the purposes of this report.

## **10 Crime and disorder implications**

- 10.1. None for the purposes of this report.

## **11 Risk management and health and safety implications**

- 11.1. None for the purposes of this report.

## **Appendices**

The following documents are to be published with this report and form part of the report

- Appendix 1: Summary Accounts for the year ended 31<sup>st</sup> March 2021
- Appendix 2: Statement of Accounts for the year ended 31<sup>st</sup> March 2021
- Appendix 3: Draft EY Audit Results Report and Letter of Representation – Statement of Accounts
- Appendix 4 Draft EY Audit Results Report and Letter of Representation- Pension Fund Accounts (*LoR to follow*)

## **Background Papers**

The papers used to compile this report are held within the Corporate Services Department. Specifically, they include:-

- Statement of Accounts 2020/21
- Working papers for the accounting entries
- Code of Practice on Local Authority Accounting in the United Kingdom 2020/21.
- CIPFA- technical bulletins

# Summary Statement of Accounts

## 31<sup>st</sup> March 2021

### INTRODUCTION

The purpose of this explanatory paper is to provide Council stakeholders with a guide to the full Statement of Accounts and to give clear answers to the following key questions:

- What did our services cost in the year?
- Where did the money come from?
- What are our assets and liabilities?

It is both a summary and an interpretation of the accounts, highlighting the key issues that have arisen during the financial year. The full set of accounts are available on the Council's website at:

<https://www.merton.gov.uk/council-and-local-democracy/finance/statement-of-accounts>

### THE STATEMENT OF ACCOUNTS

The Statement of Accounts, which has been prepared in accordance with the Local Authority Code of Accounting Practice, is the source of information for this paper, which focuses on the following key areas:

**Comprehensive Income and Expenditure Statement** - Shows the net cost of Council services and the income received from fees and charges and specific grants from Central Government.

**Balance Sheet** - Shows the Council's assets and how they have been financed.

**Pension Scheme (Defined Benefit Pension Scheme)** - Shows member contributions to the scheme and the benefits paid from it, together with details of investment activity during the year. It excludes Pension Fund liabilities.

### FINANCIAL HIGHLIGHTS 2020/21

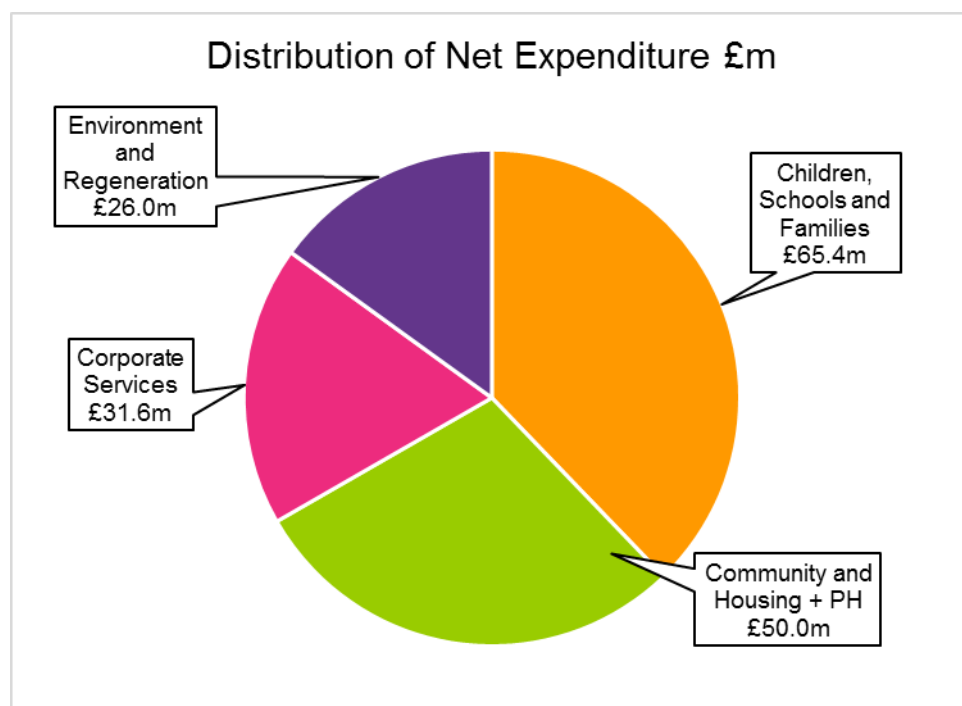
- Total net assets decreased by £16.8m, comprising a £73.8m reduction in unusable reserves and a £56.8 increase in usable reserves. The £73.8m reduction in unusable reserves was due to a £17.9m reduction in capital reserves, DSG adjustment and Collection Fund adjustments, and an increase in the pensions reserve of £55.9m.
- Borrowing reduced to £112m at 31/03/21.
- The Council had a net underspend of £8.6m against its budget in 2020/21, which has been added to earmarked revenue reserves.

### REVENUE SPENDING

Merton's net cost of services was £173.0m, attributable to services as shown below:

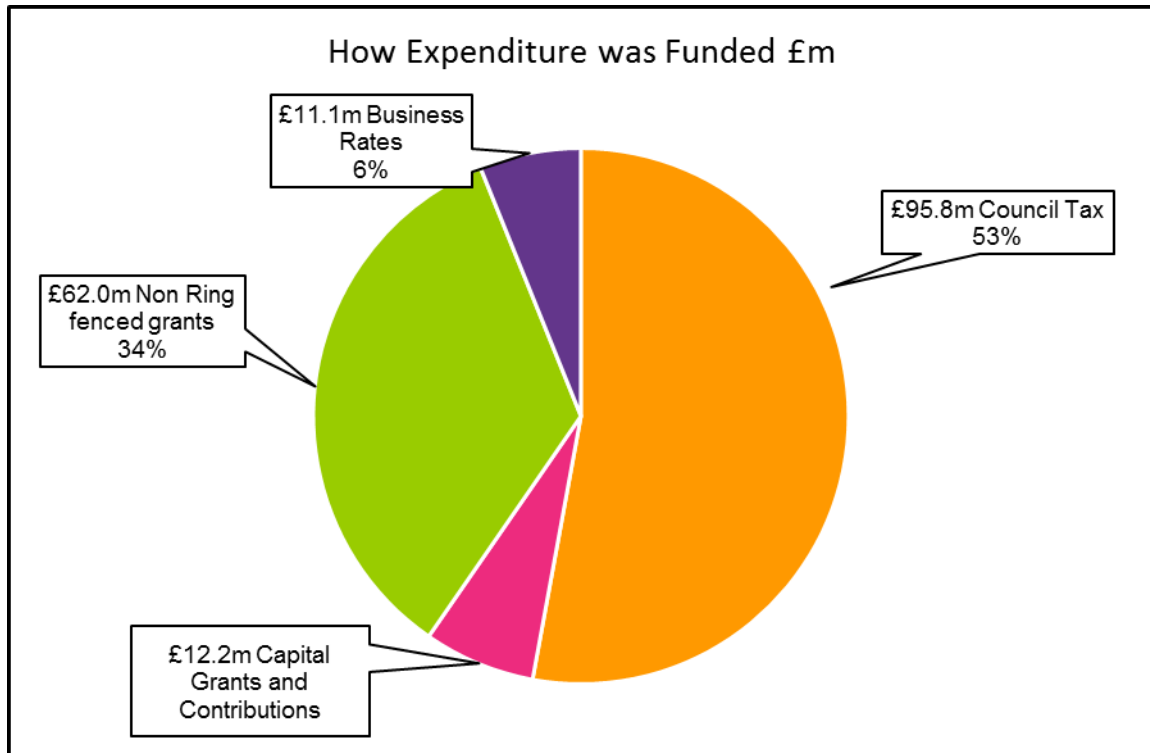
Service Areas	Gross Expenditure £m	Gross Income £m	Net Expenditure £m
Children, Schools and Families	252.3	-186.9	65.4
Community and Housing + Public Health	97.8	-47.8	50.0
Corporate Services*	110.0	-78.4	31.6
Environment and Regeneration	67.6	-41.6	26.0
<b>Net Cost of Services</b>	<b>527.7</b>	<b>-354.7</b>	<b>173.0</b>

\* Includes Housing Benefits



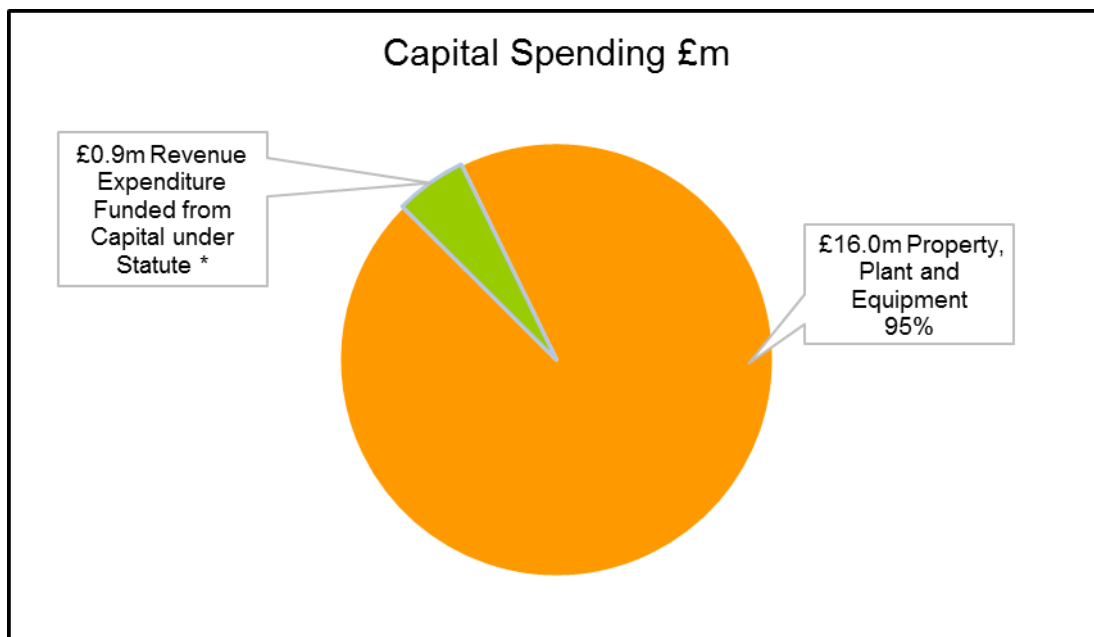
How was expenditure funded?

Other than income collected by departments from fees, charges and specific government grants, services are paid for from contributions from the business rates pool, council tax and special grants for specific purposes. The following chart shows the actual funding of the net cost of services from local taxation and non-specific grant income:



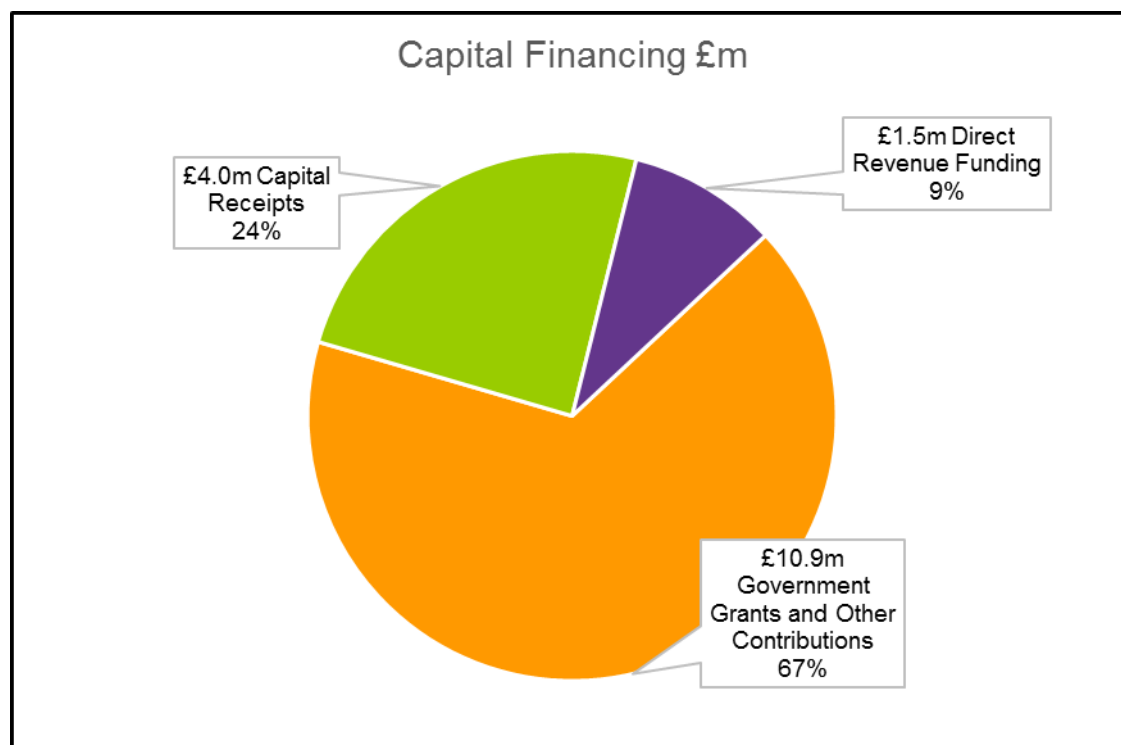
## CAPITAL SPENDING

Capital expenditure relates to spending on fixed assets such as buildings and equipment where the benefits to the Authority last for more than one year. The Council spent £16.9m in 2020/21 as shown below.



\*This is revenue expenditure, which can be funded from capital resources under statutory requirements.

Capital spending was financed from a variety of resources as shown below.



Capital expenditure and the budget for the next four years, is shown by department in the following table. The budget is based upon the budget approved on 3 March 2021 plus slippage:

Department	Outturn 2020/21	Capital Budget (£000's)			
		2021/22	2022/23	2023/24	2024/25
	£000s				
Corporate Services	3,081	11,205	4,942	5,245	13,734
Community and Housing	764	1,132	2,450	752	280
Children, Schools and Families	2,312	9,050	1,900	1,900	1,900
Environment & Regeneration	10,774	19,408	8,427	7,516	5,324
<b>Total</b>	<b>16,931</b>	<b>40,795</b>	<b>17,719</b>	<b>15,413</b>	<b>21,238</b>

## FINANCIAL HEALTH

The Balance Sheet gives a snapshot of the Council's financial position at the year-end (i.e. 31<sup>st</sup> March 2021). It shows what the Council owns (its assets) and what it owes (its liabilities) and the funds which support them.

### Summary Balance Sheet

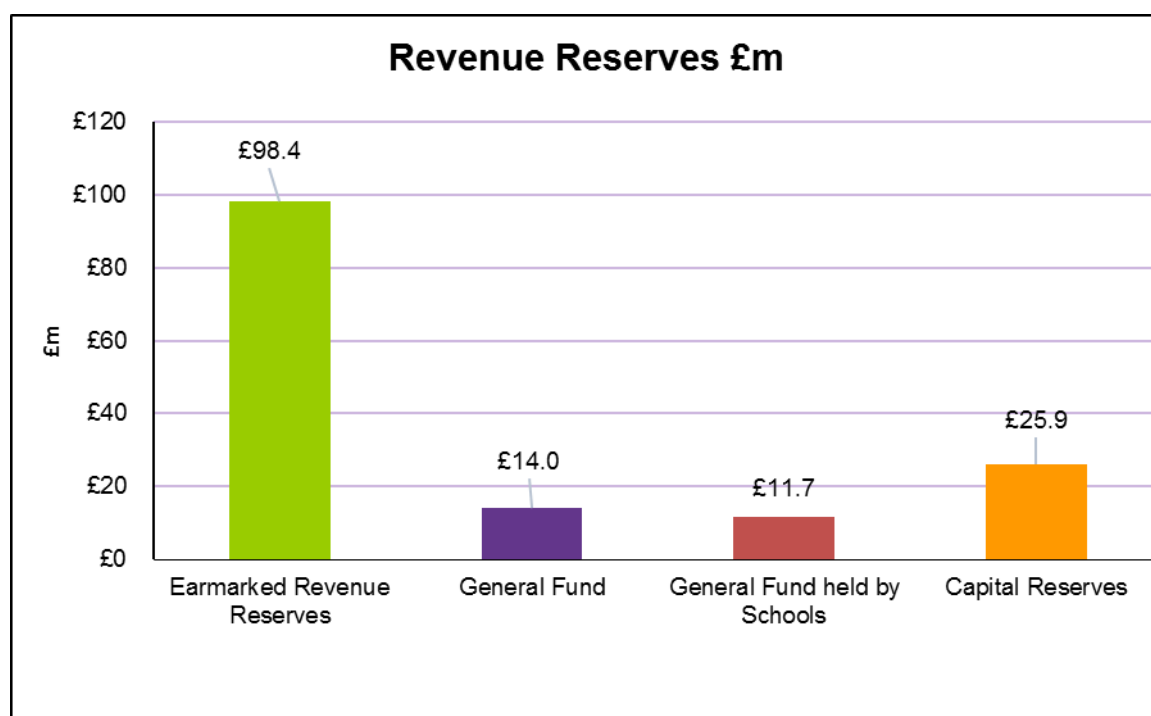
Summary Balance Sheet	As at 31 <sup>st</sup> March 2020 £m	As at 31 <sup>st</sup> March 2021 £m
Fixed and Other Long Term Assets	758	783
Current Assets including investments, cash and debtors	152	209
Current Liabilities including creditors and short term borrowing	-72	-118
<b>Total Assets Less Current Liabilities</b>	<b>838</b>	<b>874</b>
Long term borrowings	-111	-109
Other liabilities and provisions	-50	-48
Pension Fund Liability	-279	-340
<b>Total Long Term Liabilities</b>	<b>-440</b>	<b>-497</b>
<b>Total Net Assets</b>	<b>398</b>	<b>377</b>
<b>Represented by:</b>		
Reserves and balances which can be spent	-93	-150
Reserves and balances which cannot be spent	-305	-227
<b>Total Net Worth</b>	<b>-398</b>	<b>-377</b>



## RESERVES AND FUND BALANCES

In total, the Council now has usable reserves and fund balances amounting to £149.9m, being £25.9m capital receipts and grants, and £124.0m fund balances and revenue reserves which are broken down below.

### Breakdown of Fund Balances and Revenue Reserves



## PENSION SCHEME

The pension scheme is financed by contributions from employees and the employer, together with income and proceeds from investments administered by the Council. The Council is required to report where the assets and liabilities stand on an IAS19 commitment basis. On this basis, the assets in the scheme increased by £199m during the year to £834m and the estimated pension liability increased by £255m to £1,173m, leading to an £56m increase in the pension deficit, which stands at a notional £340m. Although this is a significant notional liability, the basis on which the pension deficit is valued for funding purposes is determined by a separate triennial actuarial valuation. At the 2019 Triennial valuation there was a funding level of 103%.

## CABINET REPORTING

The revenue outturn in the Statement of Accounts has been prepared in accordance with the CIPFA Code of Practice, which is based on IFRS accounting. A reconciliation of the Cabinet reporting, which is used for management purposes, to

the CIPFA Code of Practice reporting is provided within the 2020/21 Statement of Accounts as disclosure note 1.

**Disclaimer:** - All of the figures in this summary have been compiled having due regard to proper accounting practice. In order to provide simplified and meaningful summary information, some figures have been combined.



**FINAL for  
SGPC  
Statement  
of Accounts**  
For the year ending  
**31 March 2021**

# Statement of Accounts

For the year ending 31<sup>st</sup> March 2021

## Index

Narrative Statement.....	2
Single Entity Core Financial Statements.....	17
Notes to the Core Financial Statements .....	21
Collection Fund.....	147
Group Financial Statements.....	157
Pension Fund Accounts .....	161
Statements of Responsibilities .....	189
Independent Auditor’s Report .....	191
Glossary.....	192

# Narrative Statement

This Narrative Statement gives an overview of the Authority's financial and service delivery performance in the year.

It follows approved accounting standards and where complex language is required a glossary of key terms can be found at the end of this publication.

## Introduction

Welcome to the London Borough of Merton's 2020/21 Statement of Accounts, which reports the Authority's financial performance during the year and its financial position at 31<sup>st</sup> March 2021. The format and content of the financial statements have been prepared in line with the Code of Practice on Local Authority Accounting in the United Kingdom 2020/21 and the Service Reporting Code of Practice 2020/21.

## Organisational overview

Before the outbreak of the COVID-19 pandemic Merton Council already faced a significant financial challenge and was completing a number of transformation projects to maximise the use of information technology and streamline processes and service provision. Providing value for money services to residents was at the heart of Merton's business and the priority was to continue to find innovative solutions to maximise future efficiency.

The financial reality facing local government dominates the choices the Council were able to make for the future of the borough. The strategic priorities and principles were:

- To continue to provide a realistic level of essential services for residents. The priorities of essential services are to:
  - Continue to provide everything that is statutory
  - Maintain services – within limits – to the vulnerable and elderly
- After meeting these obligations Merton will do all that it can to help residents who aspire. This means addressing the following as priorities:
  - - Maintain clean streets and keep Council Tax low.
    - Keep Merton as a good place for young people to go to school and grow up.
    - Be the best it can for the local environment.
    - Support local business and make Merton a better place to work and live.

## Key Challenges

### COVID-19

The COVID-19 pandemic continues to have a significant impact on the Council and its services. Although the above work will continue, the challenge is heightened due to the financial impact of COVID-19. The pandemic is impacting our residents, service users, public institutions, businesses, voluntary and community organisations. The Council has had to put considerable additional resources into services to support our residents, communities and local businesses.

It is important to highlight how the Council has responded to the challenge imposed by the pandemic in 2020/21. The Council's immediate response in March 2020 was to implement enhanced management arrangements with a structure based on Gold (strategic), Silver (tactical) and Bronze (operational) groups including key partners, to facilitate rapid responses to the evolving position, facilitate appropriate decision-making powers as allowed for in the Council's constitution and clear communication. This helped to address the different challenges posed by the pandemic by balancing our work force and the way we deliver services.

The impact of COVID-19 has had a widespread impact on the workforce of the Council and the way in which the Council delivers services. The Council has utilised technology to allow staff to work from home to minimise disruption to services. However, facilities such as libraries and leisure centres have had to close and, where appropriate, staff have been redeployed to services such as the community hubs, shielding and food distribution. We are particularly proud of the way our staff have adapted to the pandemic by working flexibly and assisting the Council in delivering critical services to those most in need.

During 2020/21 the Council was excellent in distributing the Covid relief grants to the businesses in the Borough. Merton was one of the Councils who assessed the applications and paid out the grant payments in a very short time. This helped businesses survive during the pandemic.

The true scale of the financial impact was substantial in 2020/21, placing additional strain on services and on the budget. The pandemic has had a significant impact on the Council's resources, in terms of increased expenditure, significant reductions in income and the non delivery of a range of savings committed in the Medium Term Financial Strategy (MTFS).

As part of Central Government's response to the COVID-19 pandemic, the Council received additional grants and payments in advance, over and above budgeted receipts, to aid with cashflow, new responsibilities and functions and to allow the Council to help the residents and businesses.

The Government published its roadmap in May 2021 for moving to the next stage in the COVID-19 response and phasing the lifting of lockdown and reopening of the economy.

A key part of the Council's recovery plan is the consideration of the future shape of the Council together with a clear financial plan covering both the revenue budget and capital programme. The plan will set out how the Council can respond to higher demand for

services together with budget reduction requirements for future years. The work is ongoing and will be the focus for 2021/22.

### Dedicated Schools Grant (DSG) deficit

The Education service continues to be challenging due to the inadequate funding for Education Health Care Plans (EHCP's) to support high needs pupils. The accumulated deficit on the DSG reserve increased by £12.23m during 2020/21, from £12.75m to £24.98m.

Given the size of the deficit on the DSG, during 2020/21 the Council was required to submit a Recovery Plan to the Department of Education (DfE) to outline how the DSG would be brought back to balance over a period of five years. The plan requested by and submitted to the DfE does not project recovery of this deficit but results in a growing deficit. The DfE have subsequently referred to this as a Deficit Management Plan. The actions required to mitigate the growing deficit were agreed with the Schools Forum and a programme of works developed with changes to operational practice. This will be taken forward during 2021/22 in the context of the restrictions on schools resulting from the impact of COVID-19.

The increase in the schools' balances of £3.3m reflects the impact of COVID-19. However, given the ongoing pressures on the high needs block which continues beyond 2021/22, without additional Government funding, a deficit position on the DSG is likely to continue for a number of years.

## **Operational Model**

The Council delivers some services itself, commissions others to provide some services on its behalf and works in partnership with other boroughs and organisations to deliver services. The voluntary sector is a key partner in the Borough.

The Council is organised into four directorates:

- Children, Schools and Families
- Community and Housing
- Corporate Services
- Environment and Regeneration

## Financial performance

### Revenue Summary

#### Outturn

The Authority's financial performance is summarised by the table below

	2020/21 Current Budget exc. Overheads £000	2020/21 Outturn (exc Oheads) £000	2020/21 Variance £000	2020/21 COVID £000	2020/21 Outturn net of COVID £000	2020/21 Variance exc. COVID £000
<b>Department</b>						
Corporate Services	25,500	29,246	3,746	3,026	26,220	720
Children, Schools & Families	57,052	54,081	(2,971)	906	53,175	(3,877)
Community & Housing	58,020	55,739	(2,281)	457	55,282	(2,738)
Environment & Regeneration	9,995	20,684	10,689	12,167	8,517	(1,478)
<b>Net Service Expenditure</b>	<b>150,566</b>	<b>159,749</b>	<b>9,183</b>	<b>16,556</b>	<b>143,193</b>	<b>(7,373)</b>
Corporate Provisions	18,566	26,044	7,478	6,882	19,162	595
<b>Total General Fund</b>	<b>169,133</b>	<b>185,794</b>	<b>16,661</b>	<b>23,438</b>	<b>162,356</b>	<b>(6,778)</b>

Grants (exc. S.31 and COVID-19)	(20,314)	(20,314)	0	0	(20,314)	0
Business Rates( inc.S.31)	(55,896)	(57,761)	(1,866)	0	(57,761)	(1,866)
Council Tax and Collection Fund	(97,713)	(97,709)	4	0	(97,709)	4
COVID-19 Grant Funding	4,789	(18,649)	(23,438)	(23,438)	4,789	0
<b>Funding</b>	<b>(169,133)</b>	<b>(194,433)</b>	<b>(25,300)</b>	<b>(23,438)</b>	<b>(170,995)</b>	<b>(1,862)</b>

<b>Net balance transferred to Earmarked Reserves</b>						<b>(8,640)</b>
<u>Reserves:</u>						
GF balance to £14m						222
Local Welfare Support Reserve						500
Voluntary Sector Support/Merton Giving						500
Revenue Reserve for Capital/Revenuisation						1,000
Apprenticeship Reserve						1,000
Your Merton Fund						1,000
Climate Change Reserve						2,000
Outstanding Council Programme Board						1,209
Balancing the Budget reserve						1,209
<b>Net balance transferred to Earmarked Reserves</b>						<b>8,640</b>



The net service expenditure has a favourable variance of £7.373m excluding the effect of COVID-19 but including COVID-19 this changes to an adverse variance of £9.183m. COVID-19 had a major impact on the Council's ability to deliver savings and generate income.

The Government have implemented a scheme to reimburse Councils for lost income from sales, fees and charges, but not commercial income, whereby the Council absorb the first 5% of losses and thereafter are compensated 75p for every £1 lost. The Council have received £8.97m under this scheme in 2020/21 which is reflected within the Covid-19 grant funding line within the above table.

A summary of the various Covid grants relating to 2020/21 is shown below. For accounting purposes some of these grants are treated as agency arrangements, whereby the Council is passporting grants received from government through to recipients. They are therefore not reflected in the gross income or expenditure in the statement of accounts and do not appear within the grant income note to the accounts (note 6). However, they are included in the summary below for completeness and transparency.

COVID-19 Grants Summary	Grant received 2020/21 £000	Spend 2020/21 £000	Balance £000	Comment
Emergency Active Travel Fund	10	10	0	
Covid Winter Grant	476	476	0	
Businesses Discretionary Grant Fund Allocation	1,324	1,324	0	
SME,Retail,Hospitality & Leisure -Admin grant	130	130	0	
Local Restriction Support Grants new burdens admin grant	59	59	0	
Defra - Covid19 Emergency Food & Support	176	176	0	
Covid-19 Rough Sleepers	11	11	0	
Next Step Accommodation	174	174	0	
<b>Fully Applied in-year</b>	<b>2,360</b>	<b>2,360</b>	<b>0</b>	
Reopening High Streets Safely Fund	0	33	(33)	Claimed in arrears
Variant of Concern (VOC) SW19 Surge	0	58	(58)	Recvd in May 2021
Operation Eagles Surge	0	138	(138)	Recvd April 2021
LFT Testing	0	599	(599)	Recvd June 2021
Cold Weather Rough Sleepers	0	10	(10)	Received May 2021
Project Plus Fund	0	20	(20)	Received May 2021
<b>Debtors raised at year end</b>	<b>0</b>	<b>857</b>	<b>(857)</b>	
Self-isolation payments funding (test and trace)	498	253	246	
Self-isolation payments funding (test and trace) - Admin Grant	70	65	5	
Local Restriction Support Grants	30,550	11,456	19,094	Amounts received to be paid out to businesses as grants in 2021/22
Community Testing	84	80	4	

<b>COVID-19 Grants Summary</b>	<b>Grant received 2020/21 £000</b>	<b>Spend 2020/21 £000</b>	<b>Balance £000</b>	<b>Comment</b>
Clinically Extremely Vulnerable (CEV) Support ( Covid Support)	238	50	187	
<b>Receipts in Advance</b>	<b>31,440</b>	<b>11,904</b>	<b>19,536</b>	
Local Authority Compliance and Enforcement Grant	93	79	14	Requested carry forward to '21/22.
National Leisure Recovery fund	381	2	379	LBM agent, £379k to be given to GLL.
SME,Retail,Hospitality & Leisure - Bus.Support grant	28,270	28,160	110	Returned grants to be repaid to govt.
Workforce Capacity Social Care	374	270	104	Repayable
ASC - Rapid Testing Fund	331	284	47	Repayable
Infection Control Fund	2,835	2,781	53	Repayable
<b>Creditors - amount to be returned</b>	<b>32,284</b>	<b>31,576</b>	<b>708</b>	
Outbreak Control ( Test & Trace)	1,585	244	1,341	LOMP funding
Outbreak Contains Management (COMF)	4,367	728	3,638	LOMP funding
<b>Reserves = Balance on COVID - 19: Year End balances</b>	<b>5,952</b>	<b>972</b>	<b>4,979</b>	
<b>Non ring-fenced grants held corporately:</b>				
<b>Sales, Fees and Charges compensation</b>	8,971	8,971	0	Income losses in services
<b>Local Authority Support Grant - Tranches 1-4</b>	14,467*	14,467	0	* £4.789m received in 19/20 in reserve
<b>Council Tax Hardship Fund</b>	1,484	1,484	0	Cipfa bulletin 09 (para.16-20)
<b>Non ring-fenced grants held corporately</b>	<b>24,922</b>	<b>24,922</b>	<b>0</b>	
<b>*Total COVID-19 Government Grant</b>	<b>96,958</b>	<b>72,591</b>	<b>24,367</b>	

\* Excludes expanded retail discounts on business rates payable to the Council as section 31 grant in lieu of lost business rates income.

## Reserves

During 2020/21 there were some major issues that have had a significant impact on reserves. Usable reserves increased by £56.930m and this was mostly due to revenue reserves (£54.996m) with capital reserves increasing by £0.362m.

The increase in revenue reserves was largely due to treatment of the DSG deficit and also issues arising from COVID-19. The Council had a planned increase in 2020/21 of £16.009m in the Spending Review Reserve to provide cover for the rising DSG deficit . The cumulative DSG deficit of £24.98m as at 31/03/21 was removed from usable reserves and moved to an unusable reserve (DSG Adjustment Account) in line with accounting regulations for three years only. In relation to COVID-19, balances of unspent grant of £4.979m were put in an earmarked reserve for use in 2021/22, whilst balances of Section 31 for Business Rates and the Taxation Income Guarantee (TIG) Scheme arising from COVID-19 were transferred into an earmarked reserve for application against the substantial deficit on the Collection fund as required by accounting guidance.

Narrative Statement	Balance at	Movement	Balance at
Usable Reserves	31st Mar		31st Mar
	2020	2020-21	2021
	£000	£000	£000
<b>General Fund:</b>			
Balances held by schools	4,295	(16,023)	(11,728)
General Fund Balances	(13,778)	(222)	(14,000)
Earmarked reserves	(59,607)	(24,332)	(83,939)
Business Rates & TIG	0	(14,418)	(14,418)
<b>Total General Fund</b>	<b>(69,090)</b>	<b>(54,995)</b>	<b>(124,085)</b>
<b>Capital:</b>			
Capital Receipts Reserves (CRR)	(2,059)	1,608	(451)
Capital Grants Unapplied (CGU)	(21,900)	(3,543)	(25,443)
<b>Total Capital</b>	<b>(23,959)</b>	<b>(1,935)</b>	<b>(25,894)</b>
<b>Total Usable Reserves</b>	<b>(93,049)</b>	<b>(56,930)</b>	<b>(149,979)</b>

<b>Analysis of main changes in Revenue Reserves</b>	
<u>Schools</u>	£000
School balances	3,223
DSG Deficit	12,750
<u>Earmarked Reserves</u>	
Spending Review Reserve (Cover for DSG deficit)	16,009
COVID-19 Year End balances	4,979
Business Rates & Taxation Income Guarantee scheme (TIG)	14,414
Net underspend transferred to earmarked reserves	8,640
Balancing the Budget Reserve	(3,278)
Other movement in revenue reserves	(1,741)
<b>Net Movement in Revenue Reserves 2020/21</b>	<b>54,995</b>

### Financial resilience

The Council has built up General Fund reserves over a period of time to provide financial resilience against increased expenditure from demand led services and the impact of a recession. Over the past two years there have been two major issues that have had a significant potential impact on the Council's financial outlook; the scale of the financial implications of COVID-19; and the growing DSG deficit.

The Council's robust monitoring and financial planning has ensured that financial resilience has been maintained throughout this difficult period.

The Council will continue to update the Medium Term Financial Strategy (MTFS) during the business planning process for future years with an analysis of the impact of COVID-

19 during the year and as the Council and the Department for Education agree a strategy to address the DSG deficit going forward. The changing environment is likely to result in the Council reviewing the services it provides, its delivery models and outcomes that are the highest priority when addressing these budget issues.

## Risks

The key risk affecting the Council relates to its financial position. There are a number of issues which individually present a major risk for the Council:-

1. COVID-19 - The economic impact of the Coronavirus Pandemic (COVID-19) is continuing to affect most of the world, but the vaccination program provides optimism that we are on the recovery path, although there is continuing uncertainty about the possibility of variants and therefore potential risk. The United Kingdom is performing well in the race to vaccinate its population but until the whole nation and then the world is vaccinated, there will be continuing risk and therefore recovery will be constrained.

COVID-19 has impacted on the Council services and the local economy from the first wave in March 2020, throughout 2020/21 and continues in 2021/2. The Council's services came under particular pressure due to the need to support businesses and residents, particularly vulnerable groups in need of social care and there has been a major reduction in the Council's income from sales, fees and charges which will not be replaced in the short term. The pandemic has also placed some of the Council's programmed savings at risk. The government has provided significant financial support for the detrimental impact of COVID-19 since it took hold but there has also been a cost to the Council which continues to divert resources from core council services.

2. DSG Deficit – the Council has previously identified the significant and growing deficit on DSG services and currently this is responsible for a deficit on the Unusable DSG reserve of £24.981m as at 31 March 2021. Prior to COVID-19 this was the Council's most significant financial risk and uncertainty on this issue continues to cause concern as it is forecast to continue to increase significantly over the next few years. It should be noted that Merton is one of many local authorities affected by this funding deficit albeit that some local authorities have agreed management plans with the Department of Education to address this issue and Merton is awaiting similar discussions with this government department to reach a satisfactory conclusion.
3. Social Care –the Council has provided for significant additional financial support to be allocated to social care in recent years. The impact of COVID-19 has shined a spotlight on social care and the government has been forced to acknowledge the growing impact that changing demographic circumstances are having on social care responsibilities and therefore costs in both the NHS and local government. Nevertheless, a high level of uncertainty remains about future funding, particularly in the light of COVID-19 and the Government has yet to produce the green paper for reform which was initially promised for 2017 and has now been delayed

multiple times. In the Queen's speech in May 2021 the government announced that "measures will be brought forward to support the health and wellbeing of the nation, including to tackle obesity and improve mental health. Proposals on social care reform will be brought forward."

4. Brexit – Whilst the financial year 2020/21 was expected to require some careful management of issues caused by Brexit and the UK leaving the EU, attention was largely diverted by the need to address COVID-19. However, the Council has set up a Brexit Task group and with some financial support from the government continues to provide advice and assistance to businesses and residents within the borough. Importantly, it is difficult to assess the impact of Brexit on financial issues such as interest rates, inflation, employment and the local economy.

It is possible that as a result of COVID-19, local government will continue to be affected over the medium to long term by reductions in the level of funding it receives from central government. Local government funding has in the past suffered from government austerity measures. There have been delays in the Fair Funding Review and the future of business rates as a key source of funding has been called into question as a result of the pandemic and pressures on businesses. Strong financial management is vital to ensure that the Council is financially resilient and prepared to meet any future challenges.

Whilst every year the Council has managed to set a balanced budget in accordance with statutory requirements, there continues to be a significant budget gap over the four year period of the Medium Term Financial Strategy. At the same time, delivery of the annual budget is also dependent upon the delivery of savings which have been identified and agreed by Council as part of the annual budget process.

## Economic Outlook

As set out in the section on risks, the uncertainty about future funding makes effective medium term financial planning extremely challenging.

Cost pressures as well as demand pressures are significant elements in local authority financial pressures. The significant loss of income due to COVID-19 will take considerable time and effort to replace.

Since 2010 local government finance issues have been dominated by cuts in government funding and pressure to keep council tax increases down with a recent change in emphasis to allow council tax increases to help alleviate service pressures, particularly in adult social care. Indications, prior to COVID-19, were that the financial restrictions were beginning to relax but now the future financial uncertainty is more prevalent than ever before.

It is one of the Council's stated priorities to keep council tax low. To achieve this, the Council must have regard to the major risks to its financial position and in particular:

- The current and future financial implications of COVID-19
- The significant and growing deficit in the DSG
- The current economic position including future risks relating to Brexit

- Demand pressures on the budget
- Identifying and achieving cost and income improvements
- Risks to Government funding levels, particularly in light of delays to the Fair Funding Review
- Uncertainty over the future of Business Rates as a sustainable source of local government funding

## Major Issues impacting over the medium term financial strategy and areas of uncertainty

Understandably, in the past year and a half, the Government has concentrated effort and resources on tackling COVID-19. The Council will have many issues to consider when reviewing and refreshing its Medium Term Financial Strategy

### COVID-19

The Council has played a major role in tackling the COVID-19 crisis and will continue to do so for the foreseeable future. This covers a wide range of different support, from vulnerable clients in social services to support for local business and council taxpayers. Whilst Government has currently provided significant financial support towards the extra costs incurred to date, the Council currently forecasts that this will be much less than needed to address the financial gap between spending, income loss and grant.

### Spending Review 2021 and Local Government Finance Settlement 2022-23

It is key for effective medium term planning to have a clear idea of government funding over a period of at least three years so that the Council can forward plan in a strategic way. Last year only a one year indication was given due to Covid-19.

### The impact of Brexit over the medium term

It is inevitable as ongoing negotiations are finalised and the resulting implications take effect that interest rates, inflation, the local economy will move with consequences for local authority finances

### Fair Funding Review

Central government funding for local authorities is based on an assessment of its relative needs and resources. The overarching methodology that determines how much funding each authority receives each year was introduced over ten years ago and has not been updated since funding baselines were set at the start of the 50 per cent business rates retention scheme in 2013/14. The review has been delayed but when announced will have implications for all local authorities as resource allocations are revised.

### Business Rates

Plans to reset Business Rates Baselines have been deferred along with other reforms to the Business Rates Retention scheme. The impact of Covid-19 on local authority business rates income streams has been significant and has led to sufficient uncertainty to result in the disbandment of the London Business Rates pool. Over the medium term

the sustainability of business rates as a major source of local authority funding has been questioned and must be a source of major uncertainty.

### Use of Reserves

Reserves have been used to protect services and although unsustainable in the medium term, it has helped in the management of the significant underlying financial pressure and its ultimate impact on service users and residents. The Council maintains a minimum level of general fund reserves to protect against uncertainty and fluctuations in demand led budgets. At the current time reserves have an increasingly important role in preserving the Council's financial resilience whilst under threat from the pressures of COVID-19 and uncertainty over future levels of government support given the need to return national finances to pre-pandemic levels.

### Climate Change

In November 2020, the Council approved Merton's Climate Strategy and Action Plan which aims to make Merton a net-zero carbon borough by 2050. The Council is taking a range of actions to reduce our carbon footprint, and are asking residents and local businesses to consider taking actions of their own. The Climate Strategy and Action Plan forms Merton's response to our declaration of a climate emergency, which set net zero carbon targets of 2050 for the borough and 2030 for the Council. This 30 year plan sets out our vision for Merton in 2050 and the key actions required to get to net-zero carbon across four thematic areas (the Green Economy, Buildings and Energy, Transport and Greening Merton), as well as how the Council is going to decarbonise its own operations by 2030. The Council will need to identify resources and actions to achieve the targets set.

### Your Merton

Merton Council, along with many other local organisations, is making plans for the future of the borough. We want to develop a vision that sets out what the borough should aim to look like in the future and how it recovers from the impact of the Covid-19. This will help the Council and other organisations to decide what issues to focus their attention on and how to use their resources. The Council will seek the views of businesses and residents to develop an ambition for the borough which reflects what is most important to them. This will set out the ambitions and priorities for the future of Merton and a plan for how we get there.

The Authority's full Business Plan including performance indicators is published at: <https://www.merton.gov.uk/council-and-local-democracy/finance/budgets>

## **Capital Summary**

Capital investment amounted to £16.9m in 2020/21 (£23.2m in 2019/20). The programme was financed through the application of capital grants/contributions £10.9m (£13.0m in 2019/20), capital receipts £4.0m (£9.6m in 2019/20) and revenue contributions £1.5m (£0.6m in 2019/20). Capital receipts received in year totalled £2.4m (£2.4m in 2019/20).

Of the total £16.9m capital expenditure, £16.0 million (£19.5m in 2019/20) was spent on the purchase/enhancement of property and £0.9 million (£3.7m in 2019/20) was spent on revenue expenditure funded from capital under statute.

## Capital Investment Plans

The Council's capital investment budget for the next four years (approved in March 2021) and before slippage after outturn, is shown in the following table, alongside 2020/21 outturn. Capital investment is required both to maintain existing levels of service and to expand service provision in some areas

Department	Outturn 2020/21 £000s	Capital Budget (£000's)			
		2021/22 £000s	2022/23 £000s	2023/24 £000s	2024/25 £000s
Corporate Services	3,081	11,205	4,942	5,245	13,734
Community and Housing	764	1,132	2,450	752	280
Children, Schools & Families	2,312	9,050	1,900	1,900	1,900
Environment & Regeneration	10,774	19,408	8,427	7,516	5,324
<b>Total</b>	<b>16,930</b>	<b>40,795</b>	<b>17,719</b>	<b>15,413</b>	<b>21,238</b>

The following projects, whose cost is included in the previous table, are expected to expand service provision:

Capital projects aimed at service expansion	Capital Budget (£000's)			
	2021/22	2022/23	2023/24	2024/25
Supported Living	75	1,483	145	0
Special Educational Needs School Expansions	4,113	0	0	0
Morden Town Centre Regeneration	2,190	1,608	2,152	0
<b>Total</b>	<b>6,378</b>	<b>3,091</b>	<b>2,297</b>	<b>0</b>

Further information about capital investment plans can be found in the Authority's Business Plan, located at: <https://www.merton.gov.uk/council-and-local-democracy/finance/budgets>

## Investments and Borrowing

The Authority's Treasury activities are managed in accordance with the Council's Treasury Management Strategy (approved by full Council in March 2021). The Authority manages its cash in-house, placing deposits for periods ranging from overnight to 12 months depending on anticipated cash flow requirements.

As at 31 March 2021 the Authority held all of its available cash in short-term deposits £55.1m (2019/20 - £80.4m) and Money Market Funds £60m (2019/20 - £0.5m) This is after taking into account the advice received from the Council's Treasury Management consultants and the Council's cash flow needs following the uncertainty posed by the Covid 19 Pandemic since March 2020.

In the year the Authority earned £840k of income from the deposits placed. (2019/20 - £1.37m). This represents a 38% drop from the 2019/20 interest income received. This is mainly due to two reasons;

- Two base rate cuts by the Bank of England in March 2020, base rate dropped to 0.10%



- The Authority's decision to hold most of its cash as liquid as possible and could not place them on deposit to earn interest.

The property investments delivered a satisfactory return even though the property sector was heavily impacted by Covid. The Authority still accrued £132k above the budgeted interest income in the year. As at 31 March 2021 the Authority completed another year without the need to make any new long term borrowing. Borrowing reduced to £111.0m with £2m matured in 2020/21. In the year the Authority paid £6.306m in interest (£6.316m in 2019/20) on these borrowings.

## Pensions

The Merton Pension Fund is a LGPS defined benefit pension scheme administered by London Borough of Merton. The scheme is managed in accordance with the Local Government Pension Scheme Regulations 2013. As at 31 March 2021 the Fund's net asset value was £900m and it had 14,395 members in total. Due to the impact of COVID-19 the fund saw a fall in the asset value as at 31 March 2020 but since then the investments started to return to normal and as at 31 March 2021 the asset values increased by £211m in the year.

The Council is the largest employer in the Merton Pension Fund (91%) and, as at 31 March 2021, there were 13,072 Council employees (Active) in the Fund. At the 2019 triennial valuation the Fund was 103% funded. As part of the annual fund level monitoring the actuary confirmed that the Fund is 104% as at 31 March 2021.

## Financial Overview - Collection Fund

In order to provide some certainty for budgetary arrangements, the Council's share of council tax and non-domestic rates proceeds for any year is based on the amount that it is estimated will be collected before the start of that year. Where these estimates are different from the actual amounts collected, the Council makes good any deficit or benefits from any surplus in the following year.

In 20/21, these accounting arrangements had an exceptional outcome owing to the extraordinary circumstances relating to the pandemic. The General Fund Balance as at 31<sup>st</sup> March 2021 excludes losses that arose from:

shortfalls in collection resulting from the pandemic that were not predicted at the start of the year;

- rate reliefs that were introduced to support particular business sectors;
- cost of mandatory reliefs for businesses (£16.9m in 19/20) rose to £61.6m in 20/21 due to a more generous scheme being introduced.

These losses will be charged to the General Fund Balance in future financial years. However, the Government has paid grants in 2020/21 to compensate for these losses. The grant income remains in the General Fund Balance at 31<sup>st</sup> March 2021, such that the Balance overstates the resources to the Council to spend on service provision. This grant income of £14.418m is held as an earmarked reserve and will be required to offset the Collection Fund shortfall in 2021/22.

The financial downturn arising from the pandemic has also caused collection rates to be lower than those that were predicted at the start of the year. The Government has

agreed to provide a grant that will compensate for 75% of our 20/21 irrecoverable losses on council tax and business rates.

## Statement of Accounts

The Statement of Accounts is comprised of the following statements:

- **Core Financial Statements**
  - **The Comprehensive Income and Expenditure Statement (CIES)** – shows the accounting cost in the year of providing services for the functions for which the Authority is responsible and demonstrates how they have been financed.
  - **The Movement in Reserves Statement (MIRS)** – shows the movement in the year on the different reserves held by the Authority and is used to adjust the net surplus or deficit on the Comprehensive Income and Expenditure Statement (CIES) to the amount chargeable under statute to the Authority's general fund.
  - **The Balance Sheet** - summarises the Authority's financial position at year-end.
  - **The Cash Flow Statement** - summarises the inflows and outflows of cash arising from transactions with third parties for revenue and capital purposes.
- **Notes to the Core Financial Statements** - provides additional information which supports and explains the figures in the core financial statements. It also includes a technical annex which contains the accounting policies.
- **The Collection Fund** - reflects the statutory requirement for billing authorities to maintain a separate account that shows the transactions of the Authority in relation to non-domestic rates and council tax.
- **Pension Fund Accounts** - shows the contributions to and the benefits paid from the pension fund and identifies the investments which make up the assets of the fund.
- **Group Financial Statements** which combine the core financial statements of this authority with those of its subsidiaries, CHAS and Merantun Developments Limited, comprise the following -
  - **Group Comprehensive Income and Expenditure Statement**

- **Group Movement in Reserves Statement (MIRS)**
  - **Group Balance Sheet**
  - **Group Cash Flow Statement**
- 
- **Statements of Responsibilities for the Statement of Accounts** - set out the different responsibilities of the Authority and the Director of Corporate Services.

# Single Entity Core Financial Statements

## 1. Comprehensive Income and Expenditure Statement

This statement shows the accounting cost in the year of providing services in accordance with generally accepted accounting practices, rather than the amount to be funded from taxation. Authorities raise taxation to cover expenditure in accordance with statutory requirements; this may be different from the accounting cost. The taxation position is shown in both the Expenditure and Funding Analysis and the Movement in Reserves Statement.

2019/20			Comprehensive Income and Expenditure Statement	Note	2020/21		
Gross Expenditure £000	Gross Income £000	Net £000			Gross Expenditure £000	Gross Income £000	Net £000
241,005	(178,019)	62,986	<b>Continuing Operations</b>				
			Children, Schools and Families	1	252,371	(186,927)	65,444
85,578	(25,329)	60,249	Community and Housing	1	85,575	(30,201)	55,374
113,624	(83,117)	30,507	Corporate Services	1	110,044	(78,353)	31,691
62,146	(41,783)	20,363	Environment and Regeneration	1	67,550	(41,597)	25,953
10,452	(10,452)	0	Public Health	1	12,154	(17,627)	(5,473)
<b>512,805</b>	<b>(338,700)</b>	<b>174,105</b>	<b>Cost of services</b>		<b>527,694</b>	<b>(354,705)</b>	<b>172,989</b>
		(1,211)	Other operating income and expenditure	3			(1,040)
		14,972	Financing and investment income and expenditure	4			18,749
		(169,939)	Taxation and non-specific grant income	5			(185,515)
		<b>17,927</b>	<b>Deficit on Provision of Services</b>				<b>5,183</b>
		(51,686)	(Surplus) on revaluation of non-current assets	17			(33,025)
		0	Impairment losses on non-current assets	17			0
		(82,198)	Re-measurement of the net defined benefit liability/ (asset)	17, 32			44,687
		0	Surplus or Deficit on financial assets measured at fair value through other comprehensive income				0
		(133,884)	<b>Other Comprehensive (Income) and Expenditure</b>				<b>11,662</b>
		(115,957)	<b>Total Comprehensive (Income) and Expenditure</b>				<b>16,845</b>

## 2. Movement in Reserves Statement

This statement shows the movement from the start of the year to the end on the different reserves held by the Council, analysed into 'usable reserves' (i.e. those that can be applied to fund expenditure or reduce local taxation) and other 'unusable reserves'. The statement shows how the movements in year of the Council's reserves are broken down between gains and losses incurred in accordance with generally accepted accounting practices and the statutory adjustments required to return to the amounts chargeable to council tax for the year. The net increase/decrease line shows the statutory General Fund Balance movements in the year following those adjustments.

2019/20		General Fund Balances	Capital Receipts Reserves	Capital Grants Unapplied	Total Usable Reserves	Unusable Reserves	Total Authority Reserves
Note		£000	£000	£000	£000	£000	£000
<b>Balance at 1 April 2019</b>		(67,070)	(9,228)	(17,005)	(93,302)	(184,473)	(277,775)
<b><u>Movement in reserves during 2019/20</u></b>							
Total Comprehensive Income and Expenditure		17,927	0	0	17,927	(133,884)	(115,957)
Adjustments between accounting basis & funding basis under regulations		18 (19,944)	7,169	(4,895)	(17,671)	17,671	0
<b>(Increase)/Decrease in Year</b>		<b>(2,017)</b>	<b>7,169</b>	<b>(4,895)</b>	<b>256</b>	<b>(116,213)</b>	<b>(115,957)</b>
<b>Balance at 31 March 2020 carried forward</b>		<b>(69,087)</b>	<b>(2,059)</b>	<b>(21,900)</b>	<b>(93,046)</b>	<b>(300,686)</b>	<b>(393,732)</b>

Movement in Reserves '2020/21		General Fund Balances	Capital Receipts Reserves	Capital Grants Unapplied	Total Usable Reserves	Unusable Reserves	Total Authority Reserves
Note		£000	£000	Note	£000	£000	£000
<b>Balance at 1 April 2020</b>		(69,087)	(2,059)	(21,900)	(93,046)	(300,686)	(393,732)
<b><u>Movement in reserves during 2020/21</u></b>							
Total Comprehensive Income and Expenditure		5,183	0	0	5,183	11,662	16,845
Adjustments between accounting basis & funding basis under regulations		18 (60,177)	1,608	(3,543)	(62,112)	62,112	0
<b>(Increase)/Decrease in Year (includes roundings)</b>		<b>(54,998)</b>	<b>1,608</b>	<b>(3,543)</b>	<b>(56,933)</b>	<b>73,772</b>	<b>16,845</b>
<b>Balance at 31 March 2021 carried forward</b>		<b>(124,085)</b>	<b>(451)</b>	<b>(25,443)</b>	<b>(149,979)</b>	<b>(226,914)</b>	<b>(376,893)</b>



### 3. Balance Sheet

The Balance Sheet shows the value of the Council's assets and liabilities as at 31<sup>st</sup> March. The Council's net assets (assets less liabilities) are matched by the Council's reserves.

31 Mar 2020	Balance Sheet		31 Mar 2021
£000		Notes	£000
744,352	Property, Plant & Equipment	19	770,610
802	Heritage Assets	21	802
0	Long Term Investments	9&10	0
2,061	Investment in Subsidiaries	34	0
4,296	Intangible Assets	20	4,234
7,206	Long Term Debtors	7	7,067
<b>758,717</b>	<b>Long Term Assets</b>		<b>782,713</b>
80,403	Short Term Investments	9&10	55,117
1	Inventories	36	1
33,801	Short Term Debtors	7	70,626
4,940	Assets Held for Sale	22	0
32,957	Cash and Cash Equivalents	14	83,589
<b>152,102</b>	<b>Current Assets</b>		<b>209,333</b>
(3,030)	Short Term Borrowing	9&10	(3,025)
(66,401)	Short Term Creditors	8	(114,154)
(2,656)	Current Provisions	11	(1,180)
<b>(72,087)</b>	<b>Current Liabilities</b>		<b>(118,359)</b>
(9,296)	Provisions	11	(8,778)
(111,010)	Long Term Borrowing	9&10	(109,010)
(28,410)	Other Long Term Liabilities	9	(27,134)
(283,767)	Pension Liability	32	(339,658)
(12,515)	Capital Grants Receipts in Advance	6	(12,214)
<b>(444,998)</b>	<b>Long Term Liabilities</b>		<b>(496,794)</b>
<b>393,734</b>	<b>Net Assets</b>		<b>376,893</b>
(93,048)	Usable Reserves	16	(149,979)
(300,686)	Unusable Reserves	17	(226,914)
<b>(393,734)</b>	<b>Total Reserves</b>		<b>(376,893)</b>

Signed

Caroline Holland  
 Director of Corporate Services  
 30 September 2021

## 4. Cash Flow Statement

The Cash Flow Statement shows the changes in cash and cash equivalents of the Council during the reporting period. The statement shows how the Council generates and uses cash and cash equivalents by classifying cash flows as operating, investing and financing activities. The amount of net cash flows from operating activities indicates the extent to which the operations of the Council are funded by way of taxation and grant income or from the recipients of services provided by the Council. Investing activities represent the extent to which cash outflows have been made for resources, which are intended to contribute to the Council's future service delivery. Cash flows arising from financing activities are useful in predicting claims on future cash flows by providers of capital (i.e. borrowing) to the Council.

2019/20 £000	Cash Flow Statement	Note	2020/21 £000
17,927	Net deficit on the provision of services		5,183
(47,598)	Adjustments to net deficit on the provision of services for non-cash movements	15a	(81,286)
20,805	Adjustments for items included in the net deficit on the provision of services that are investing and financing activities	15b	16,186
(8,866)	Net Cash flows from Operating Activities	15c	(59,917)
18,218	Investing Activities	15d	(23,962)
68	Financing Activities	15e	33,247
9,420	Net (increase)/decrease in cash and cash equivalents		(50,632)
42,377	Cash and cash equivalents at the beginning of the reporting period		32,957
<b>32,957</b>	<b>Cash and cash equivalents at the end of the reporting period</b>	<b>14</b>	<b>83,589</b>



# Notes to the Core Financial Statements

	Page
INCOME AND EXPENDITURE .....	22
DEBTORS, CREDITORS AND CASH FLOW .....	32
RESERVES .....	54
CAPITAL .....	67
SCHOOLS .....	82
MEMBERS, OFFICERS AND RELATED PARTIES .....	86
PENSION FUND .....	94
OTHER DISCLOSURE NOTES .....	106
TECHNICAL ANNEX - ACCOUNTING POLICIES .....	116

## INCOME AND EXPENDITURE

### NOTE 1: EXPENDITURE AND FUNDING ANALYSIS

The objective of the Expenditure and Funding Analysis is to demonstrate to council tax payers how the funding available to the Council (i.e. government grants, rents, council tax and business rates) for the year has been used in providing services in comparison with those resources consumed or earned by authorities in accordance with generally accepted accounting practices. The Expenditure and Funding Analysis also shows how this expenditure is allocated for decision making purposes between the Council's departments. Income and expenditure accounted for under generally accepted accounting practices is presented more fully in the Comprehensive Income and Expenditure Statement.

2019/20			Note1	2020/21		
Net Expenditure Chargeable to General Fund Balances £000	Adjustments between the Funding and Accounting Basis £000	Net Expenditure in the CIES £000	DEPARTMENT	Net Expenditure Chargeable to General Fund Balances £000	Adjustments between the Funding and Accounting Basis £000	Net Expenditure in the CIES £000
60,377	2,609	62,986	Children, Schools and Families	59,844	5,600	65,444
62,271	(2,022)	60,249	Community and Housing (including Public Health)	60,786	(10,885)	49,901
10,147	20,360	30,507	Corporate Services	11,802	19,889	31,691
16,842	3,521	20,363	Environment and Regeneration	26,944	(991)	25,953
<b>149,637</b>	<b>24,468</b>	<b>174,105</b>	<b>Sub-total - Cost of Services</b>	<b>159,376</b>	<b>13,613</b>	<b>172,989</b>
(151,655)	(4,523)	(156,178)	Other income and expenditure	(214,372)	46,566	(167,806)
<b>(2,018)</b>	<b>19,945</b>	<b>17,927</b>	<b>Deficit/(Surplus)</b>	<b>(54,996)</b>	<b>60,177</b>	<b>5,183</b>
(67,071)			Opening General Fund Balances	(69,089)		
(2,018)			Less deficit/(surplus) in year	(54,996)		
0			Rounding	0		
(69,089)			Closing General Fund Balances	(124,085)		

## NOTE 1: EXPENDITURE AND FUNDING ANALYSIS

### Analysis of Differences between General Fund and CIES 2020/21

Analysis of Differences between General Fund and CIES	Adjustments for capital purposes	Net change for pensions adjustments	Other statutory adjustments	Other differences	Total adjustments
2020-21	(1)	(2)	(3)	(4)	
Department	£000	£000	£000	£000	£000
Children, Schools and Families	10,969	7,019	778	(13,166)	5,600
Community and Housing (including Public Health)	889	2,948	24	(14,746)	(10,885)
Corporate Services	3,000	(6,692)	389	23,192	19,889
Environment and Regeneration	12,514	1,965	182	(15,652)	(991)
<b>Sub-total of adjustments within net cost of services</b>	<b>27,372</b>	<b>5,240</b>	<b>1,373</b>	<b>(20,372)</b>	<b>13,613</b>
Other income and expenditure	(19,978)	5,963	41,777	20,372	46,566
<b>Total adjustments</b>	<b>7,394</b>	<b>11,203</b>	<b>43,150</b>	<b>0</b>	<b>60,179</b>

### Analysis of Differences between General Fund and CIES 2019/20

Analysis of Differences between General Fund and CIES	Adjustments for capital purposes	Net change for pensions adjustments	Other statutory adjustments	Other differences	Total adjustments
2019-20	(1)	(2)	(3)	(4)	
Department	£000	£000	£000	£000	£000
Children, Schools and Families	9,943	7,095	75	(14,504)	2,609
Community and Housing (including Public Health)	801	2,979	99	(5,901)	(2,022)
Corporate Services	2,534	2,128	53	15,645	20,360
Environment and Regeneration	10,995	1,986	(27)	(9,433)	3,521
<b>Sub-total of adjustments within net cost of services</b>	<b>24,273</b>	<b>14,188</b>	<b>200</b>	<b>(14,193)</b>	<b>24,468</b>
Other income and expenditure	(26,927)	9,099	(888)	14,193	(4,523)
<b>Total adjustments</b>	<b>(2,654)</b>	<b>23,287</b>	<b>(688)</b>	<b>0</b>	<b>19,945</b>

## NOTE 1: EXPENDITURE AND FUNDING ANALYSIS

### Column 1: Adjustments for capital purposes

This column adds in depreciation and impairment and revaluation gains and losses in the services line, and for:

- Other operating expenditure – adjusts for capital disposals with a transfer of income on disposal of assets and the amounts written off for those assets.
- Financing and investment income and expenditure – the statutory Minimum Revenue Provision charge for capital financing and other revenue contributions are deducted from other income and expenditure as these are not chargeable under generally accepted accounting practices.
- Taxation and non-specific grant income and expenditure – capital grants are adjusted for income not chargeable under generally accepted accounting practices. Revenue grants are adjusted from those receivable in the year to those receivable without conditions or for which conditions were satisfied throughout the year. The Taxation and Non Specific Grant Income and Expenditure line is credited with capital grants receivable in the year without conditions or for which conditions were satisfied in the year.

### Column 2: Net change for the pensions adjustments

This column adjusts for the difference between pension contributions paid in year and the cost of pensions as calculated on an IAS 19 basis:

For services this represents the removal of the employer pension contributions made by the Council as allowed by statute and the replacement with current service costs and past service costs.

For financing and investment income and expenditure – the net interest on the defined benefit liability is charged to the CIES.

### Column 3: Other statutory adjustments

This column adjusts for other differences between amounts debited/credited to the Comprehensive Income and Expenditure Statement and amounts payable/receivable to be recognised under statute, including:

The charge under Taxation and non-specific grant income and expenditure represents the difference between what is chargeable under statutory regulations for Council Tax and NDR that was projected to be received at the start of the year and the income recognised under generally accepted accounting practices in the Code. This is a timing difference as any difference will be brought forward in future surpluses or deficits on the Collection Fund.

An adjustment for any unused employee holiday balances at year-end, which must be charged to the CIES, but is not chargeable to the General Fund (the charge is transferred to the Accumulated Absences Reserve).

### Column 4: Presentational differences

This column adjusts for presentational differences, such as for leases and certain grants, between internal management reporting and reporting as per the Code of Practice.

## NOTE 2: EXPENDITURE AND INCOME BY NATURE

The Council's expenditure and income is analysed as follows:

2019/20 £000	Note 2: Income and Expenditure by Nature	Note	2020/21 £000
	<b>EXPENDITURE</b>		
221,781	Employee expenses*		229,258
267,697	Other service expenses		272,061
23,964	Depreciation, Impairment losses and revaluation increases within Cost of Services (i)	18	27,061
(637)	Support Services Recharges		(687)
<b>512,805</b>			<b>527,693</b>
6,316	Interest Payments relating to Financial Instruments	9	6,307
4,620	Other Interest Payments inc PFI and Leases	9	4,000
948	Precepts & Levies	3	962
8,018	Interest on net defined benefit liability (asset)	32	5,963
0	Loss on disposal of fixed assets	3	0
52	Trading accounts deficit/(surplus)	35	(57)
<b>532,759</b>	<b>Total Expenditure</b>		<b>544,868</b>
	<b>INCOME</b>		
(83,796)	Fees, charges and other service income	-	(75,060)
(254,904)	Government grants	6	(279,645)
<b>(338,700)</b>	<b>Subtotal</b>		<b>(354,705)</b>
(2,188)	Interest & investment income receivable	4	(1,676)
(2,159)	(Gain) on disposal of fixed assets	3	(2,002)
(1,846)	Other finance and investment (income)/expenditure	4	4,213
(169,939)	Taxation & non-specific grant income	5	(185,515)
<b>(514,832)</b>	<b>Total Income</b>		<b>(539,685)</b>
<b>17,927</b>	<b>Deficit on the Provision of Services</b>		<b>5,183</b>

(i) In addition, depreciation of £0.309m was charged to Trading services.

\*Includes the following expenditure on staff employed at voluntary-aided and foundation schools:

## NOTE 2: EXPENDITURE AND INCOME BY NATURE

Note 2: Income and Expenditure by Nature		
Employee Expenditure	2019/20 £000	2020/21 £000
VA Schools	32,346	34,262
Foundation Schools	6,648	6,879
<b>Total</b>	<b>38,994</b>	<b>41,141</b>

A segmental analysis of certain types of income and expenditure within Cost of Services is shown below.

Note 2: Income and Expenditure by Nature						
2019/20 Segmental Analysis			Department	2020/21 Segmental Analysis		
Fees Charges and Other service income	Revenues from transactions with other operating segments of the authority	Depreciation amortisation and revaluations		Fees Charges and Other service income	Revenues from transactions with other operating segments of the authority	Depreciation amortisation and revaluations
£000	£000	£000		£000	£000	£000
(7,419)	5,140	5,147	Children, Schools and Families	(3,904)	5,754	10,238
(17,160)	4,398	701	Community and Housing (including Public Health)	(14,172)	5,038	832
(17,644)	(14,692)	2,767	Corporate Services	(15,960)	(16,833)	2,887
(41,573)	4,517	15,349	Environment and Regeneration	(41,024)	5,354	13,104
(83,796)	(637)	23,964	<b>Total</b>	(75,060)	(687)	27,061

### NOTE 3: OTHER OPERATING INCOME AND EXPENDITURE

2019/20 £000	NOTE 3: OTHER OPERATING INCOME AND EXPENDITURE	2020/21 £000
948	Precepts and Levies	962
(2,159)	(Gains)/losses on the disposal of non-current assets	(2,002)
<b>(1,211)</b>	<b>Total</b>	<b>(1,040)</b>

## NOTE 4: FINANCING AND INVESTMENT INCOME AND EXPENDITURE

2019/20 £000	NOTE 4: FINANCING AND INVESTMENT INCOME AND EXPENDITURE	Note	2020/21 £000
10,936	Interest payable and similar charges	9	10,306
8,018	Net interest on defined pension liability	32	5,963
(2,188)	Interest receivable and similar income (i)	9	(1,676)
52	Trading accounts not related to services	35	(57)
(1,846)	Other (income)/expenditure including income from subsidiary (ii)		1,941
0	Merantun Impairment		2,272
<b>14,972</b>	<b>Total</b>		<b>18,749</b>

### Notes

(i) This figure includes receivable income from finance leases

(ii) Includes dividend payment and Intellectual Property licence fee payment from subsidiary CHAS 2013, Discretionary Rate Reliefs, and expenditure related to government COVID grants to businesses where the Authority acted as principal



## NOTE 5: TAXATION AND NON-SPECIFIC GRANT INCOMES

2019/20	NOTE 5: TAXATION AND NON-SPECIFIC GRANT INCOMES	Note	2020/21
£000			£000
(93,860)	Council tax income	6	(95,863)
(41,680)	Non domestic rates	6	(11,155)
(16,022)	Non-ringfenced government grants	6	(64,731)
(18,377)	Capital grants and contributions	6	(13,766)
<b>(169,939)</b>	<b>Total</b>		<b>(185,515)</b>

## NOTE 6: GRANT INCOME

The London Borough of Merton credited the following grants, contributions, donations and taxation income to the Comprehensive Income and Expenditure Statement in 2020/21:

### Grants Credited to Taxation and Non Specific Grant Income

<b>NOTE 6: Credited to Taxation and Non Specific Grant Income</b>	<b>2019/20 £000</b>	<b>2020/21 £000</b>
Council Tax	(93,860)	(95,863)
Revenue Support Grant	0	(5,159)
Business Rates	(41,680)	(11,155)
NDR Pool Tariff / (Top-up)	1,144	(9,534)
NDR Payment into Pool	1,352	0
Net NDR Pool Benefit	(1,572)	(2,801)
Capital Grant Income	(18,377)	(13,766)
PFI Contribution	(4,797)	(4,797)
New Homes Bonus Grant	(2,108)	(1,438)
Section 31 Grant	(4,350)	(18,448)
Covid-19 Emergency Funding	(4,965)	(21,363)
Other grants under £1 million	(726)	(1,190)
<b>Total</b>	<b>(169,939)</b>	<b>(185,515)</b>

## Grants and Contributions Credited to Services

NOTE 6: Grants and Contributions Credited to Services	2019/20 £000	2020/21 £000
<b>Grants Credited to Services</b>		
Schools Delegated Budget	(147,990)	(155,428)
Housing Benefits Subsidy	(63,705)	(60,133)
Public Health Grant (inc Test and Trace)	(10,175)	(17,366)
Pupil Premium	(5,910)	(5,729)
Sixth Form Funding	(5,204)	(5,438)
Adult Social Care Grant	(6,140)	(8,920)
Teachers Pension	0	(4,432)
Universal Infant Free School Meals	(2,039)	(1,981)
Teachers pay maintenance	0	(1,579)
COVID 19 Catch up grants premium	0	(1,017)
Other Grants passed direct to Schools	0	(1,955)
Adult Education Main	(2,202)	(1,099)
Unaccompanied Asylum Seekers	(1,753)	(1,802)
COVID19 Infection Control	0	(2,781)
<b>Total grants under £1million (iv)</b>	<b>(9,786)</b>	<b>(9,985)</b>
<b>Total Grants</b>	<b>(254,904)</b>	<b>(279,645)</b>
<b>Contributions over £1million and material items</b>		
Contributions from CCG	(2,902)	(3,651)
Local Taxation Services	(847)	(369)
Shared Legal Service	(3,639)	(3,605)
Recharge for out of borough SEN support	(1,325)	(1,574)
Other contributions	(13,577)	(13,320)
<b>Total Contributions</b>	<b>(22,290)</b>	<b>(22,519)</b>
<b>TOTAL GRANTS AND CONTRIBUTIONS</b>	<b>(277,194)</b>	<b>(302,164)</b>

The Council has received a number of capital grants that have yet to be recognised as income as they have conditions attached to them which, if not met, will require the monies to be returned. The balances at the year-end are shown in the following table:

### Long Term Liabilities - Capital Grants Receipts in Advance

NOTE 6:: Long Term Liabilities Capital Grants Receipts in Advance	2019/20 £000	2020/21 £000
Government Grants and Other Contributions	(1,232)	(2,624)
Section 106	(10,789)	(9,215)
Schools Capital Grants	(494)	(375)
<b>Total</b>	<b>(12,515)</b>	<b>(12,214)</b>

## DEBTORS, CREDITORS AND CASH FLOW

### NOTE 7: DEBTORS

#### Debtors Long and Short term

31-Mar 2020			Note 7: Debtors	31-Mar 2021		
Gross Debt £000	Impairment £000	Net Debt £000		Gross Debt £000	Impairment £000	Net Debt £000
			<b>Long Term Debtors</b>			
635	0	635	Other local authorities	600	0	600
11,297	(4,726)	6,571	Bodies external to general government	10,858	(4,391)	6,467
<b>11,932</b>	<b>(4,726)</b>	<b>7,206</b>	<b>Total Long Term Debtors</b>	<b>11,458</b>	<b>(4,391)</b>	<b>7,067</b>
			<b>Short Term Debtors</b>			
3,773	0	3,773	Central government bodies	18,568	0	18,568
4,918	0	4,918	NHS bodies	7,206	0	7,206
4,344	0	4,344	Other local authorities	4,580	0	4,580
34,274	(13,508)	20,766	Bodies external to general government	57,291	(17,019)	40,272
<b>47,309</b>	<b>(13,508)</b>	<b>33,801</b>	<b>Total Short Term Debtors</b>	<b>87,645</b>	<b>(17,019)</b>	<b>70,626</b>
<b>59,241</b>	<b>(18,234)</b>	<b>41,007</b>	<b>Total Debtors</b>	<b>99,103</b>	<b>(21,410)</b>	<b>77,693</b>

#### Financial Instruments in Debtors

31-Mar 2020			Note 7: Debtors	31-Mar 2021		
Gross Debt £000	Impairment £000	Net Debt £000	Financial Instruments in Debtors	Gross Debt £000	Impairment £000	Net Debt £000
			<b>Long Term Debtors</b>			
635	0	635	Other local authorities	600	0	600
6,175	(306)	5,869	Bodies external to general government	6,144	(245)	5,899
<b>6,810</b>	<b>(306)</b>	<b>6,504</b>	<b>Total Long Term Debtors</b>	<b>6,744</b>	<b>(245)</b>	<b>6,499</b>
			<b>Short Term Debtors</b>			
4,918	0	4,918	NHS bodies	7,206	0	7,206
3,268	0	3,268	Other Local Authorities	4,084	0	4,084
20,140	(4,550)	15,590	Bodies external to general government	28,221	(5,230)	22,991
<b>28,326</b>	<b>(4,550)</b>	<b>23,776</b>	<b>Total Short Term Debtors</b>	<b>39,511</b>	<b>(5,230)</b>	<b>34,281</b>
<b>35,136</b>	<b>(4,856)</b>	<b>30,280</b>	<b>Total Financial Instruments in Debtors</b>	<b>46,255</b>	<b>(5,475)</b>	<b>40,780</b>

## NOTE 8: CREDITORS

### Short Term Creditors

31/03/2020 £000	NOTE 8: CREDITORS - Short Term	31/03/2021 £000
	<b>Short Term Creditors</b>	
(14,530)	Central government bodies	(57,879)
(6,629)	Other local authorities	(8,237)
(1,597)	NHS bodies	(1,759)
(338)	Public Corporations and Trusts	(103)
(43,307)	Bodies external to general government	(46,176)
<b>(66,401)</b>	<b>Total Short Term Creditors</b>	<b>(114,154)</b>

### Financial Instruments in Creditors

31/03/2020 £000	NOTE 8: CREDITORS - Financial Instruments in Creditors	31/03/2021 £000
	<b>Short Term Creditors</b>	
(6,599)	Other local authorities	(8,208)
(1,597)	NHS bodies	(1,760)
(338)	Public Corporations and Trusts	(103)
(26,658)	Bodies external to general government	(37,492)
<b>(35,192)</b>	<b>Total Financial Instruments in Short Term Creditors</b>	<b>(47,563)</b>

## NOTE 9a FINANCIAL INSTRUMENTS

Financial Instruments are contractual arrangements for the transfer of cash and include all debtors and creditors arising other than those from statutory requirements. They do not include debtors and creditors that arise through statutory requirements such as local taxes and government grants.

The Council is required to disclose the risks inherent in its usage of financial instruments in its treasury activities, their significance, and how they are managed (Note 10). The following tables show the location of financial instruments within the Council's accounts.

### Categories of Financial Instruments

The following categories of financial instrument are carried in the Balance Sheet:

#### Financial Assets

NOTE 9a Financial Assets 31 Mar 2021	Non current		Current		TOTAL
	Investments	Debtors	Investments	Debtors	
	£000	£000	£000	£000	£000
Fair Value through Profit and Loss		0	10,000	0	10,000
Amortised Cost		6,744	45,117	39,511	91,372
<b>Total</b>	<b>0</b>	<b>6,744</b>	<b>55,117</b>	<b>39,511</b>	<b>101,372</b>

Financial Assets 31 Mar 2020	Non current		Current		TOTAL
	Investments	Debtors	Investments	Debtors	
	£000	£000	£000	£000	£000
Fair Value through Profit and Loss	0	0	10,000	0	10,000
Amortised Cost	0	6,810	70,403	28,326	105,539
<b>Total</b>	<b>0</b>	<b>6,810</b>	<b>80,403</b>	<b>28,326</b>	<b>115,539</b>

The Council also held cash and cash equivalents of **£83.589m** at the Balance Sheet date (£32.957m 19/20) which are also carried at amortised cost.

## NOTE 9a FINANCIAL INSTRUMENTS

### Financial Liabilities

NOTE 9a Financial Liabilities 31 Mar 2021	Non current		Current			TOTAL
	Borrowings £000	PFI & Finance Leases £000	Borrowings £000	PFI and Finance Leases £000	Creditors £000	£000
Amortised Cost	109,010	27,134	3,025	1,673	45,890	186,732
<b>Total</b>	<b>109,010</b>	<b>27,134</b>	<b>3,025</b>	<b>1,673</b>	<b>45,890</b>	<b>186,732</b>

(a) Includes £2.0m borrowing now due within 1 year

Financial Liabilities 31 Mar 2020	Non current		Current			Total
	Borrowings £000	PFI & Finance Leases £000	Borrowings £000	PFI and Finance Leases £000	Creditors £000	£000
Amortised Cost	111,010	28,411	3,030	1,665	33,527	177,643
<b>Total</b>	<b>111,010</b>	<b>28,411</b>	<b>3,030</b>	<b>1,665</b>	<b>33,527</b>	<b>177,643</b>

The Council's policy is to undertake its treasury activities within the scope of the CIPFA Code of Practice for Treasury Management. The annual treasury strategy, which is approved by Council, is developed with recognition of treasury risks, and includes Prudential Indicator limits for the overall amount of borrowing. The term (maturity) and fixed/variable interest rate characteristics of borrowing and investment are also considered. The treasury strategy also sets out the Council's criteria for the minimum creditworthiness required for investment counter parties.

## NOTE 9a: FINANCIAL INSTRUMENTS

### Items of Income, Expense, Gains or Losses

The gains and losses recognised in the Comprehensive Income and Expenditure Statement in relation to financial instruments are made up as follows:

2019/20		NOTE 9a: Items of Income, Expense, Gains or Losses	2020/21	
Surplus or Deficit on the Provision of Services	Other Comprehensive Income and Expenditure		Surplus or Deficit on the Provision of Services	Other Comprehensive Income and Expenditure
£000	£000		£000	£000
		<b>Interest Revenue</b>		
(2,188)	0	Financial assets measured at amortised cost	(1,676)	0
0	0	Other Financial Assets measured at Fair Value through Other Comprehensive Income and Expenditure	0	0
<b>(2,188)</b>	<b>0</b>	<b>Total Interest Revenue</b>	<b>(1,676)</b>	<b>0</b>
6,316	0	Interest Expense - Borrowings	6,307	0
4,620	0	Interest Expense - Finance Leases	4,000	0
<b>10,936</b>	<b>0</b>	<b>Interest Expense</b>	<b>10,307</b>	<b>0</b>
0	0	Fee Expense	0	0
		Financial Assets or financial liabilities that are not at fair value through profit or loss		
<b>0</b>	<b>0</b>	<b>Total Fee Expense</b>	<b>0</b>	<b>0</b>



## NOTE 9b: FINANCIAL INSTRUMENTS

### Investments

All short and long-term investments are in compliance with the Council's investment policy.

NOTE 9b: Investment Profile	31 Mar 2020 £000	31 Mar 2021 £000
Long term	0	0
Short term	80,000	55,000
Accrued Investment Income	403	117
<b>Total</b>	<b>80,403</b>	<b>55,117</b>

NOTE 9b: Investments - Movement in year	£000
<b>Investments at 1 April 2020</b>	80,403
Change in investment managed internally	(25,000)
Change in accrued investment income	(286)
<b>Investment at 31 March 2021</b>	55,117
Long term investment (book value)	0
Short term investment (book value)	55,117

NOTE 9b:	Book Value	Fair Value	Unrealised Profits/ (Losses)
	£000	£000	£000
Managed Internally	55,000	55,000	0
Managed Externally			0
<b>Total</b>	<b>55,000</b>	<b>55,000</b>	<b>0</b>

### Fair Value of Assets and Liabilities

Fair value is defined as 'the price that would be received to sell an asset or paid to transfer a liability in an orderly transaction between market participants at the measurement date'. Fair value has been assessed by calculating the present value of the cash flows that take place over the remaining life of the instruments (Level 2 in the IFRS fair value hierarchy). (Note 40 - Accounting Policy (xxv) refers).

The fair value of the Council's internally managed investment portfolio is not materially different to the book value, and is disclosed in the table above.

## NOTE 9b FINANCIAL INSTRUMENTS

The Council has calculated the fair value of its borrowing portfolio in the following table. The calculation of fair value involves estimating the premium payable on each loan if it were redeemed at year end, and adding this to the outstanding principal. All loans are at fixed rates and do not include derivatives, to which the Council is directly exposed. The Council is not able to package its debt as a marketable security and no adjustment is required to the book value of these loans on the balance sheet.

The methods and assumptions used in the valuation technique were:

For Public Works Loan Board (PWLB) debt, fair values as at 31st March 2021 published by PWLB have been used.

For other market debt, Net Present Value (NPV) methodology has been used, which provides an estimate of the value of future payments in today's terms. The discount rate used in the NPV calculation is usually equal to the current rate in relation to the same instrument from a comparable lender and would be the rate applicable in the market on the date of valuation, for an instrument with the same duration date to maturity.

## NOTE 9b FINANCIAL INSTRUMENTS

NOTE 9b: Borrowing at source - Fair Value	31 March 2020		31 March 2021	
	Fair Value £000	Book Value £000	Fair Value £000	Book Value £000
Public Works Loan Board	65,435	52,010	67,757	52,010
Market Loan	97,161	59,000	99,830	57,000
Temporary Loan	2,102	2,000	2,061	2,000
<b>Total</b>	<b>164,698</b>	<b>113,010</b>	<b>169,648</b>	<b>111,010</b>

NOTE 9b: Borrowing - Maturity Profile	31 March 2020 £000	31 March 2021 £000
Less than 1 year	2,000	2,000
Between 1 and 2 years	2,000	310
Between 2 and 5 years	26,510	26,200
Between 5 and 10 years	4,500	4,500
More than 10 years	78,000	78,000
<b>Total Borrowings</b>	<b>113,010</b>	<b>111,010</b>
Accrued Interest (Short Term Borrowings)	1,030	1,025
	<b>114,040</b>	<b>112,035</b>

The balance sheet figures are based upon the maturity profile of borrowings. No early repayment or impairment is recognised. For instruments with maturity of less than 12 months or trade or other receivables, their fair value is assessed as the carrying or billed amount. The fair value of the Council's total liabilities is greater than the carrying amount because the Council's loans portfolio includes a number of fixed rate loans where the interest rate payable is higher than the rates available for similar loans at the balance sheet date. This comparison demonstrates a notional future loss as at 31st March 2021 as a consequence of a commitment to pay interest to lenders above current market rates.

The fair value of PWLB loans of £67.757m (19/20 £65.435m) measures the economic effect of the terms agreed with the PWLB compared with estimates of the terms that would be offered for market transactions undertaken at the balance sheet date. The difference between the carrying amount and the fair value measures the additional interest that the Council will pay over the remaining terms of the loans under the agreements with the PWLB, against what would be paid if the loans were at prevailing market rates. The Council has a continuing ability to borrow at concessionary rates from the PWLB rather than from the markets.

## NOTE 9b FINANCIAL INSTRUMENTS

### Statutory Override on Pooled Investments

The Council holds a £10m pooled investment in a property fund. As a result of the change in accounting standards for 2018/19 under IFRS 9, the Ministry of Housing, Communities and Local Government (MHCLG) agreed to allow English Authorities time to adjust their portfolios of all pooled investments by announcing a statutory delay to the implementation of IFRS 9 for five years commencing from April 2018. The Council will use the statutory override to account for any changes in the fair value on its pooled investments.

### Investments in Equity Instruments

The Council has no investments in equity instruments to be treated under IFRS 9 as fair value through other comprehensive income.

### Fair Value of Financial Instruments

The Council holds units in CCLA Property Fund. The Fair Value calculated on the quoted share price is not materially different from the value in the balance sheet.

## NOTE 10: NATURE AND EXTENT OF RISKS ARISING FROM FINANCIAL INSTRUMENTS

The Council's activities expose it to a variety of financial risks including:

### Credit Risk

Credit risk arises in the lending of surplus funds to banks, building societies and other local authorities as well as credit exposures to the Council's customers.

#### Lending and Investments

In the case of lending/investing surplus funds, risk is minimised through the Council's credit policy that seeks to ensure that invested funds (deposits) are at relatively low risk of deposit-taker default. The policy sets a minimum level of creditworthiness for deposits in individual financial institutions, assessed by reference to data from commercial credit rating agencies and credit default swap data. The minimum credit criteria for 2020/21 were as follows:

Category	Fitch	Moody's	Standard & Poor's	Definition
Banks and Building Societies				
Short Term	F1	P-1	A-1	Highest credit quality on a 12 month view
Long Term	A-	A3	A-1	Very low expectation of credit risk developing
Viability/Rating	bbb+	c-	n/a	Adequate institution with limited weakness
Support	1	n/a	n/a	Expectation of central government support
Money Market Funds	AAAmmf	Aaa-mf	AAAm	

In addition to deposits in higher rated deposit-takers, the Council may use an AAA rated Money Market Fund, (which spreads risk taking across deposit takers), and may also place deposits in UK public sector institutions, such as local authorities.

At 31<sup>st</sup> March 2021 the disposition of investments was:

Category	£000	%	Spread (number of counterparties)	Fitch Rating
UK Clearing Banks	45,000	83.33%	5	F1, A, a-,1
UK Building Society	0	0.00%	0	F1, A, a-,1
Local Authority	0	0.00%	0	n/a
Pooled Property Fund	10,000	16.67%	1	AAAmmf
Non UK Banks	0	0.00%	0	AAA
<b>Total</b>	<b>55,000</b>	<b>100.00%</b>	<b>6</b>	

A high credit standard increases concentration of deposits in fewer institutions than would ideally be the case. However, it is considered that, in prevailing market circumstances, high credit quality is crucial, and outweighs the alternative of a wider spread of deposits across less well-rated counterparties. As and when credit ratings allow, efforts will be made to spread investment across additional deposit-takers.

## NOTE 10: NATURE AND EXTENT OF RISKS ARISING FROM FINANCIAL INSTRUMENTS

### Current Deposits and Trade Debtors

No losses or impairments were incurred in 2020/21, nor are expected for the duration of current deposits. The Council does not generally allow credit for customers. The Council's maximum potential exposure to credit risk is with trade debtors, which are reviewed individually to assess risk of default and need for a provision. Factors taken into account in the assessment include the stability of the organisation, the size of the debt, the age of the debt and what, if any, security such as a charge on property has been provided. The past-due amount of trade debts can be analysed by age as follows:

Trade Debtors	31 March	31 March
	2020	2021
	£000	£000
< 3 months	7,945	7,164
3 to 12 months	2,799	3,065
> 1 year	5,107	6,020
<b>Total</b>	<b>15,851</b>	<b>16,249</b>

### Cash

The Council's cash is held in a UK clearing bank and when the balance is significant, deposits are spread across a number of institutions to reduce risk.

### **Liquidity Risk**

The Council's ability to pay its financial commitments as and when due is supported by substantial resources. Also, it has a comprehensive cash flow management system that seeks to ensure that cash is available as needed. It plans a balanced annual budget that provides sufficient revenue to cover annual expenditure, and has access to borrowings from money markets and the Public Works Loans Board.

There is no significant risk that the Council will be unable to raise finance to meet its commitments under financial instruments, although there is risk the Council may be bound to replenish some of its borrowings at a time of unfavourable interest rates.

The maturity profile is designed to limit the consequence of significant amounts of finance being required when market conditions are difficult or expensive. The maturity analysis of financial liabilities is set out in the following table:

	31/03/2020		31/03/2021	
	£000	%	£000	%
Under 12 months	2,000	1.77%	2,000	1.80%
1yr to 2yrs	2,000	1.77%	310	0.28%
2yrs to 5yrs	26,510	23.46%	26,200	23.60%
5yrs to 10yrs	4,500	3.98%	4,500	4.05%
10yrs and over	78,000	69.02%	78,000	70.27%
<b>Total</b>	<b>113,010</b>	<b>100.00%</b>	<b>111,010</b>	<b>100.00%</b>

## NOTE 10: NATURE AND EXTENT OF RISKS ARISING FROM FINANCIAL INSTRUMENTS

The above represents the nominal exposure to debt maturities, but some Lender's Options, Borrower's Options (LOBO) debt, allows the Lender to prompt a repayment by requesting an interest rate change that is unacceptable to the Council. The risk of this occurring is limited by the current rate of interest on such debt, which is higher than current and forecast market rates. The Council is therefore not exposed to immediate refinancing risk. In addition, if redemption were required, the Council has adequate resources to finance it, and its occurrence would currently offer the prospect of cost saving.

LOBO debt exposure with market rates of:		Pro- spectively repayable / requiring Re-finance £000	Proportion of total debt %
4.00 - 4.99%		5,000	11.11%
5.00 - 5.99%		20,000	44.44%
6.00 - 6.99%		15,500	34.44%
7.00 - 7.99%		0	0.00%
8.00 - 8.99%		4,500	10.00%
<b>Total</b>		<b>45,000</b>	<b>100.00%</b>

None of the above debt is reasonably in prospect of option exercise. Liquidity is supported by the significant funds the Council has under short-term cash investment. Fixed interest rate deposits (investments) are placed in maturities that balance the need to support liquidity for day-to-day cash flow needs with the spreading of investments over a range of periods to optimise investment return.

At 31<sup>st</sup> March 2021 the sources of potential borrowing appear unimpaired, and the maturity profile of investments, available to support liquidity going forward, is as follows:

Maturity Profile of Investments	£000	%
April to June 2021	0	0.00
July to September 2021	35,000	63.64
October to December 2021	0	0.00
January 2022 to March 2022	10,000	18.18
April 2022 to June 2022	0	0.00
July 2022 to September 2022	0	0.00
October 2022 and beyond	10,000	18.18
	<b>55,000</b>	<b>100.00</b>

The Council did not experience any liquidity problems in 2020/21 and does not currently anticipate any for 2021/22.

## NOTE 10: NATURE AND EXTENT OF RISKS ARISING FROM FINANCIAL INSTRUMENTS

### Interest Rate (or Market) Risk

The Council is exposed to interest rate movements on its borrowings and investments as follows:

- Borrowing at variable rates– the interest expense charged to the Comprehensive Income and Expenditure Statement can rise or fall.
- Investments at variable rates – the interest income credited to the Comprehensive Income and Expenditure Statement will rise or fall accordingly.
- Borrowing at fixed rates – the fair value of the borrowing liability will fall if market rates rise and increase if rates fall.
- Investments at fixed rates – the fair value of the assets will fall if rates rise and increase if rates fall.

If market interest rates move by 0.5% and 1.0%, with other variables held constant, the financial effect on the portfolio is estimated to be:

	2020/21 £000	0.5% £000	1.0% £000
Borrowings	111,010	555	1,110
Investments	(55,000)	(275)	(550)
Impact on CIES	N/A	280	560

### Mitigation

In the short term, a 0.5% or 1.0% rise in market interest rate is unlikely to have any impact on the existing debt portfolio because of the LOBO rates in the portfolio. On the other hand, should a 0.5% or 1.0% change in market interest rate be translated directly into a corresponding increase in investment rates, the existing investment portfolio will be affected to the extent by which the Council is locked into its investments until maturity. A premium would be payable to unwind the fixed deposits.



## NOTE 10: NATURE AND EXTENT OF RISKS ARISING FROM FINANCIAL INSTRUMENTS

### Borrowings

The Council's portfolio of borrowings is effectively on long-term fixed rates, and the consequence of exposure to short-term rate movements is very limited. Prudential Indicators, incorporated into treasury strategy, set limits to control exposure to this prospective risk and the policy of maintaining a spread of transaction maturities over time acts to average and moderate the consequences of interest rate movements.

Maturity in	At 31st March 2020		At 31st March 2021	
	£000	Interest Rate %	£000	Interest Rate %
Under 12 months	2,000	7.0	2,000	6.50
1 to 2 years	2,000	6.5	310	6.63
2 to 5 years	26,510	5.9	26,200	6.56
5 to 10 years	4,500	8.3	4,500	8.37
10 to 15 years	1,000	4.3	12,500	5.20
15 to 20 years	11,500	5.4	0	0.00
20 to 25 years	13,500	6.6	13,500	6.64
25 to 30 years	0	0.0	0	0.00
30 to 35 years	17,000	5.2	32,000	4.57
35 to 40 years	15,000	4.0	0	0.00
40 to 45 years	20,000	5.0	20,000	5.00
45 to 50 years	0	0.0		0.00
	<b>113,010</b>	<b>5.6</b>	<b>111,010</b>	<b>4.12</b>

### **Prudential Indicator Limits**

Maximum % exposure to	2019/20	2020/21	2021/2022	2022/2023
	%	%	%	%
Fixed rates	100	100	100	100
Variable rates	50	50	50	50

### Investments

Investment strategy seeks to exploit the forecast trend in interest rates. If rates are expected to rise, then investments tend to be placed on variable rate terms or short fixed period to allow early re-investment at higher rates. If they are expected to fall, an extended fixed period will maintain income at a higher rate for longer. However, interest rate forecasts do not imply certainty, and optimising investment returns has to be balanced with the need to maintain adequate liquidity. Against this background a Prudential Indicator controls the balance between short-term investments, influenced by liquidity, and longer strategic investment.

## NOTE 10: NATURE AND EXTENT OF RISKS ARISING FROM FINANCIAL INSTRUMENTS

	2019/20	2020/21	2021/2022	2022/2023
	%	%	%	%
Maximum investment over 1 year as percentage of total investments	50	50	50	50

At 31<sup>st</sup> March 2021, the investment portfolio's exposure to interest rates is set out in the following table.

Deposit Maturity in:	At 31st March 2020		At 31st March 2021	
	£000	Interest Rate %	£000	Interest Rate %
0-3 months	5,000	1.3	0	0.0
3-6 months	35,000	0.9	35,000	0.2
6-9 months	20,000	1.0	10,000	0.1
9-12 months	10,000	1.0	0	0.0
over 12 months	10,000	4.1	10,000	4.3
	<b>80,000</b>	<b>1.66</b>	<b>55,000</b>	<b>0.92</b>

Note: Time deposits incur penalties if called before the end date, while the pooled property would incur selling fees.

### PFI Borrowing

The PFI loans or liabilities and rate of interest payable are derived from the unitary payment schedule with New Schools and do not change.

### Price Risk

The Council (excluding its Pension Fund, which is subject to separate constraints) does not currently invest in financial instruments that are subject to market price volatility. If this were to change then the treasury strategy would be developed to manage these risks.

### Foreign Exchange Risk

The Council has no financial assets or liabilities denominated in foreign currencies (other than in respect of its Pension Fund), and thus has no exposure to loss arising from movements in exchange rates.

## **NOTE 10: NATURE AND EXTENT OF RISKS ARISING FROM FINANCIAL INSTRUMENTS**

### **Refinancing and Maturity Risk**

The Council maintains a significant debt and investment portfolio. Whilst the cash flow procedures above are considered against the refinancing risk procedures, longer-term risk to the Council relates to managing the exposure to replacing financial instruments as they mature. This risk relates to both the maturing of longer-term financial liabilities and longer-term financial assets.

The approved treasury indicator limits for the maturity structure of debt and the limits placed on investments made for greater than one year in duration are the key parameters used to address this risk. The Council's approved treasury and investment strategies address the main risks and the central treasury team address the operational risks within the approved parameters. This includes:

- monitoring the maturity profile of financial liabilities and amending the profile through either new borrowing or the rescheduling of the existing debt; and
- monitoring the maturity profile of investments to ensure sufficient liquidity is available for the Council's day-to-day cash flow needs, and the spread of longer-term investments provide stability of maturities and returns in relation to the longer-term cash flow needs.

### **Overall Procedures for Managing Risk**

The Council's overall risk management programme focuses on the unpredictability of financial markets, and seeks to minimise potential adverse effects on the resources available to fund services.

## NOTE 11: PROVISIONS

NOTE 11: Current Provisions	
<b>NDR Appeals</b>	<b>£000</b>
<b>Balance at 1 April 2020</b>	<b>(2,656)</b>
Change in provision made during the year	1,401
Amounts used during the year	75
<b>Balance at 31 March 2021</b>	<b>(1,180)</b>

NOTE 11: Long Term Provisions				
	Insurance Fund £000	NDR Appeals £000	PFI £000	Total £000
<b>Balance at 1 April 2020</b>	<b>(4,576)</b>	<b>(4,720)</b>	<b>0</b>	<b>(9,296)</b>
Additional provisions made during the year	(626)	757	(325)	(194)
Amounts used during the year	474	238	0	712
<b>Balance at 31 March 2021</b>	<b>(4,728)</b>	<b>(3,725)</b>	<b>(325)</b>	<b>(8,778)</b>

### Insurance Fund:

The Council self-insures for claims up to a certain value. As part of this it maintains an Insurance Fund to cover claims. The Council tops up the fund at year end, so it is maintained within the suggested limits recommended by the Council's actuaries and addresses any further risks.

### NDR Appeals:

The Collection Fund contains a provision of £16.350m for the estimated cost of appeals against NDR (Business Rates) charges which may be settled in future years.

The Council's share of this provision (30%) is £4.905m, £1.180m current and £3.725m non-current. During 2020/21, the Council's share charged against this sum was £0.313m and its share of money set aside to cover future appeals reduced by £2.158m.

The balance of the appeals provision (70%, £11.445m) is held within the Collection Fund as part of consolidated balances for the GLA and MHCLG

### PFI

Negotiations are taking place with the PFI Provider and it is prudent to provide for potential repayment of sums withheld relating to service provision.

## NOTE 12: CONTINGENT LIABILITIES

### Employment Cases

There are ten employment disputes with a maximum potential liability of £0.172m. These cases are subject to the outcome of litigation.

### Audit Fees EY

EY have claimed additional scale fees of £0.269m covering 2019/20 and 2020/21, plus additional fees of £0.014 relating to valuation work. Payment of these amounts is subject to a decision by Public Sector Audit Appointments

### Environment and Regeneration

There are two matters currently subject to negotiation with a total potential liability of £0.074m.

### Business Rates Appeal

The Council was narrowly unsuccessful in a recent case at the Court of Appeal in a business rates matter. That involves an order to pay costs estimated at £0.100m., however we are preparing an appeal to the Supreme Court.

### Mitigation of Risk

Where appropriate, the Council defends itself against claims. Due to the inherent uncertainties surrounding the outcome of disputes, the Council has not made provision for these in the accounts.

### Synthetic Sports Pitch - Agreement

In 2020, the Council entered into an agreement with The Wimbledon Club in regard to provision of a replacement synthetic pitch at Raynes Park High School.

In the event of the Council terminating the lease without the consent of the school it is required to make payment to the Governing Body. The amount of the payment, which equalled the Agreement amount of £0.501m reduces by 1/15 each year until 2033/34.

Whilst the above does theoretically place a liability on the Council, this would only arise if the council needed to develop the land which, with Section 77 requirements protecting playing fields, could only happen if the school were to close.

## **NOTE 13: CONTINGENT ASSETS**

### **Bishopsford Bridge**

There is one potential claim by the council concerning repairs to Bishopsford Bridge. The potential claim is still being calculated but it is likely to amount to approximately £4million. As with all litigation, any case arising could have legal costs claims that may add to or reduce the sum claimed.

### **Business Rates Appeal**

A case is being prepared for the Supreme Court. If the Council is successful we expect to be awarded costs of £160,000.

## NOTE 14: CASH AND CASH EQUIVALENTS

The balance of Cash and Cash Equivalents is made up of the following elements:

2019/20 £000	NOTE 14: CASH AND CASH EQUIVALENTS	2020/21 £000
13,505	Main bank account	339
583	Cash in transit (held by agents)	680
18,352	Cash advanced to schools	22,556
500	Short Term Deposits	60,000
17	Cash advanced to establishments (Cash imprests)	14
<b>32,957</b>	<b>Total Cash and Cash Equivalents</b>	<b>83,589</b>

## NOTE 15: CASH FLOWS

### 15a. Adjustments to Net Surplus or Deficit on the Provision of Services for Non-Cash Movements

2019/20 £000	NOTE 15a: CASH FLOWS	2020/21 £000
	<b>Non Cash Movements</b>	
(22,494)	Depreciation	(24,211)
(607)	Revaluation	(1,779)
(1,172)	Amortisation	(1,382)
(216)	Carrying amount of non-current assets and non-current assets held for sale, sold or derecognised	(2,528)
(23,287)	Movement in Pension Liability	(11,204)
(1,578)	(Increase)/Reduction in provision for the impairment of bad debts	(3,176)
745	(Increase)/Reduction in Provisions	1,994
2,814	Acquisition of Donated Asset	0
<b>(45,795)</b>		<b>(42,286)</b>
	<b>Accruals Adjustments</b>	
0	Increase/(Reduction) in Inventories	0
(966)	Increase/(Reduction) in Debtors	39,736
164	Increase/(Reduction) in Interest Debtors	(286)
(1,466)	(Increase)/Reduction in Creditors	(78,455)
465	(Increase)/Reduction in Interest Creditors	5
<b>(1,803)</b>		<b>(39,000)</b>
<b>(47,598)</b>	<b>Total</b>	<b>(81,286)</b>

### 15b. Adjustments for Items Included in the Net Surplus or Deficit on the Provision of Services that are Investing and Financing Activities

2019/20 £000	NOTE 15 b: CASH FLOWS	2020/21 £000
2,428	Proceeds from the sale of PP&E, investment property and intangible assets	2,420
18,377	Any other items for which the cash effects are investing or financing cash flows	13,766
<b>20,805</b>	<b>Total</b>	<b>16,186</b>



## NOTE 15: CASH FLOWS

### 15c. Operating Activities

2019/20 £000	NOTE 15c : CASH FLOWS OPERATING ACTIVITIES	2020/21 £000
(18,244)	Cost of Services less Receipts	(68,548)
(2,023)	Interest received from investments and finance leases	(1,676)
6,781	Interest paid on borrowings	6,307
4,620	Interest paid in respect of finance leases	4,000
<b>(8,866)</b>	<b>Net cash flows from operating activities</b>	<b>(59,917)</b>

### 15d. Investing Activities

2019/20 £000	NOTE 15d: CASH FLOWS INVESTING ACTIVITIES	2020/21 £000
17,868	Purchase of property, plant and equipment, investment, property and intangible assets	16,701
95,000	Purchase of short-term and long-term investments	45,000
1,900	Purchase of short-term and long-term investments: investment in Subsidiary	100
(75,000)	Proceeds from short-term and long-term investments	(70,000)
21,900	Net	(24,900)
(2,978)	Proceeds from the sale of property, plant and equipment, investment property and intangible assets	(2,297)
(18,572)	Other receipts from investing activities	(13,466)
<b>18,218</b>	<b>Net cash flows from investing activities</b>	<b>(23,962)</b>

### 15e. Financing Activities

2019/20 £000	NOTE 15e: CASH FLOWS FINANCING ACTIVITIES	2020/21 £000
29	Cash payments/ (receipts) for the reduction of finance leases	(393)
2,309	Cash payments/ (receipts) for the reduction of PFI	1,661
0	Repayment / (receipt) of short- and long-term borrowing	2,000
(2,270)	Other payments/(receipts) from financing activities	29,979
<b>68</b>	<b>Net cash flows from financing activities</b>	<b>33,247</b>

## RESERVES

### NOTE 16: USABLE RESERVES

This note sets out the amounts set aside from the General Fund in Earmarked Reserves to provide financing for future expenditure plans, and the amounts posted back from Earmarked Reserves to meet General Fund expenditure in 2020/21.

Usable Reserves	Balance at 31st Mar 2019 £000	Transfers out 2019/20 £000	Transfers in 2019/20 £000	Balance at 31st Mar 2020 £000	Transfers out 2020/21 £000	Transfers in 2020/21 £000	Balance at 31st Mar 2021 £000
<b>General Fund:</b>							
Balances held by schools	(5,187)	2	9,480	4,295	(24,981)	8,958	(11,728)
General Fund Balances	(13,778)	0	0	(13,778)	0	(222)	(14,000)
Earmarked reserves	(48,106)	17,240	(28,740)	(59,607)	32,350	(71,099)	(98,357)
<b>Total General Fund</b>	<b>(67,071)</b>	<b>17,242</b>	<b>(19,260)</b>	<b>(69,090)</b>	<b>7,369</b>	<b>(62,363)</b>	<b>(124,085)</b>
<b>Capital:</b>							
Capital Receipts Reserves (CRR)	(9,228)	9,597	(2,428)	(2,059)	4,028	(2,420)	(451)
Capital Grants Unapplied (CGU)	(17,006)	4,474	(9,368)	(21,900)	3,760	(7,303)	(25,443)
<b>Total Capital</b>	<b>(26,234)</b>	<b>14,071</b>	<b>(11,796)</b>	<b>(23,959)</b>	<b>7,788</b>	<b>(9,723)</b>	<b>(25,894)</b>
<b>Total Usable Reserves</b>	<b>(93,305)</b>	<b>31,313</b>	<b>(31,056)</b>	<b>(93,049)</b>	<b>15,158</b>	<b>(72,086)</b>	<b>(149,979)</b>

### Balances held by Schools

This summarises the reserves that are held on behalf of Merton's schools and comprise of the following reserves summarised in the table below:-

Balances held by schools Breakdown	Balance at 31st Mar 2019 £000	Transfers out 2019/20 £000	Transfers in 2019/20 £000	Balance at 31st Mar 2020 £000	Transfers out 2020/21 £000	Transfers in 2020/21 £000	Balance at 31st Mar 2021 £000
Earmarked Schools balances	(7,994)	0	(361)	(8,355)	0	(3,223)	(11,578)
Schools Fund	(102)	2	0	(100)	0	(50)	(150)
DSG Reserve	2,909	0	9,841	12,750	(24,981)	12,231	0
<b>Total balances held by Schools</b>	<b>(5,187)</b>	<b>2</b>	<b>9,480</b>	<b>4,295</b>	<b>(24,981)</b>	<b>8,958</b>	<b>(11,728)</b>

### DSG (Dedicated Schools Grant) Reserve

The reduction in the schools' balances reflects the deficit on the DSG reserve where £24.98m has been borrowed against future years' allocations. Arrangements affecting the DSG were explained in the Narrative statement. Note 26 gives calculations for the total movement on this Reserve.

### General Fund Balance

This fund includes any surplus after meeting net expenditure on Council services.

## **NOTE 16: USABLE RESERVES**

### **Earmarked Reserves**

Earmarked Reserves are amounts set aside from the General Fund to provide financing for future expenditure plans. Also included in this note are amounts set aside to meet future insurance claims. (see Note 11 for detail).

### **Capital Receipts Reserve**

This represents receipts from the sale of land and other assets. The reserve can be used for the repayment of external loans, or transferred to the capital adjustment account to finance capital expenditure.

### **Capital Grants Unapplied**

These are unapplied capital grants set aside for future capital expenditure. The balance includes unapplied Community Infrastructure Levy receipts.

## NOTE 16: USABLE RESERVES

Reserve	Balance at 31st Mar 2019 £000	Net Transfer (to)/from Reserve £000	Balance at 31st Mar 2020 £000	Transfers out 2020/21 £000	Transfers in 2020/21 £000	Balance at 31st Mar 2021 £000
Outstanding Council Programme Board	(4,432)	(739)	(5,171)	998	(1,331)	(5,504)
For use in future years' budgets	(10,551)	(651)	(11,202)	10,197	(6,919)	(7,924)
Revenue Reserve for Capital/Revenuisation	(4,610)	197	(4,413)	1,586	(1,040)	(3,867)
Renewable energy reserve	(1,523)	(298)	(1,821)	29	0	(1,792)
Repairs and renewals fund	(2,090)	0	(2,090)	0	0	(2,090)
Pension fund additional contribution	(453)	0	(453)	0	0	(453)
Local land charges	(2,258)	(127)	(2,385)	0	(193)	(2,578)
Apprenticeships	(1,093)	118	(975)	52	(1,000)	(1,923)
Community care reserve	(1,386)	490	(896)	0	0	(895)
Local welfare support reserve	(377)	62	(315)	51	(500)	(764)
Corporate services reserves	(2,249)	247	(2,002)	13	(1,218)	(3,207)
Spending Review Reserve	(3,100)	(4,635)	(7,735)	0	(16,009)	(23,744)
COVID-19 Emergency Funding: Merton Council funding	0	(6,173)	(6,173)	4,789	(4,586)	(5,970)
Wimbledon tennis courts renewal	(150)	0	(150)	0	0	(150)
Governor support reserve	(28)	0	(28)	0	0	(28)
New homes bonus scheme	(122)	0	(122)	0	0	(122)
Adult social care grants	(4,194)	132	(4,062)	974	(737)	(3,825)
Culture & environment contributions	(402)	202	(200)	22	(16)	(194)
Culture & environment grants	(266)	(328)	(594)	169	(3)	(428)
Children & education grants	(475)	291	(184)	1,225	(1,384)	(343)
Housing GF grants	(704)	(161)	(865)	0	0	(865)
Public health grant reserve	0	0	0	5,563	(6,057)	(494)
Insurance reserves	(1,955)	0	(1,955)	0	0	(1,955)
Schools PFI fund	(5,629)	(162)	(5,791)	6,292	(6,793)	(6,292)
CSF Reserves	(60)	35	(25)	390	(416)	(52)
Business Rates – Covid-19 Adjustments Reserve	0	0	0	0	(14,418)	(14,418)
COVID-19: Year end balances See schedule	0	0	0	0	(4,979)	(4,979)
Your Merton Fund	0	0	0	0	(1,000)	(1,000)
Voluntary Sector Support/Merton Giving	0	0	0	0	(500)	(500)
Climate Change Reserve	0	0	0	0	(2,000)	(2,000)
<b>Grand Total</b>	<b>(48,107)</b>	<b>(11,500)</b>	<b>(59,607)</b>	<b>32,350</b>	<b>(71,099)</b>	<b>(98,356)</b>

## NOTE 16: USABLE RESERVES

### **Purpose of Earmarked Reserves**

Outstanding Council Programme Board: This reserve is held to fund the transformation of services for the Council.

For use in future years' budgets: These funds are used to balance any budgetary gaps, as identified in the medium term financial strategy, until agreed savings are achieved.

Revenue reserve for capital/revenue: The reserve provides revenue support towards funding capital expenditure and, where necessary, funds revenue expenditure which has been re-classified from the capital programme.

Renewable energy: To fund the cost of implementing renewable energy measures with lower carbon impact in Council buildings, as part of the Authority's strategy to reduce its environmental impact.

Repairs and renewals fund: To support day-to-day revenue expenditure, such as maintenance work, on fixed assets.

Pension fund additional contribution: This reserve is used to fund the costs of any enhanced early retirement benefits, which must be borne by the general fund.

Local Land Charges: The reserve will be used to fund any liability arising from potential legal challenges in relation to local land charges.

Apprenticeships: The reserve is used to fund the Authority's apprenticeship scheme.

Community care reserve: Used to fund learning and disability transition expenditure, including TUPE and redundancy cost from the NHS, and other learning and disability related expenditure.

Local welfare support reserve: The reserve holds any underspend arising from the local welfare support scheme.

Governor support reserve: Service provided jointly with LB Sutton. This reserve holds an underspend from prior years. Expenditure must be agreed jointly by the two Boroughs.

Wimbledon tennis courts renewal: Funds held in accordance with the agreement for the upkeep of Merton's tennis courts.

Corporate services reserves: This reserve funds corporate projects, LPFA former GLC contributions and also provides a contingency to cover any Housing Benefit Subsidy Grant that may be clawed back from the Council by the Department of Work and Pensions.

Spending Review Reserve: This reserve is to provide for funding risk arising from measures that may be implemented as part of the Government's forthcoming Spending Review.

New homes bonus scheme: Top-slice funding received from the Greater London Authority. The funds must be used to deliver three specific projects that contribute to London - Brighter Business: Resilience through energy efficiency; Morden Master planning; and Morden Retail Gateway.

Adult social care grants: To ensure that government grant provided for Adult Social Care is utilised efficiently and effectively.

Culture & environment contributions: The grants and funds will mainly be spent on the weekly collection support scheme.

Culture & environment grants: To hold unspent funds from various grants, including: Trees for Cities, Air Quality, Heat Networks Delivery Unit and Sports Blast

Children & education grants: The reserve holds unspent receipts from the following grants: Social Work Improvement Fund Training, Troubled Families, Adoption Reform, and SEN Reform.

Housing GF grants: The balance brought forward relates to funds used to manage the rent guarantor scheme. Grant is received to provide rent deposits for homeless people and LBM are required to refund a deposit at the end of the agreed lease period (in line with defined conditions). In addition, it includes some government grant in connection with the new burdens arising from the Homelessness Reduction Act and some Migrant Rough Sleepers Grant.

Public health grant reserve: Carry forward of unspent public health grant. The funds will be spent on public health related services

Insurance reserves: The Authority, in line with most other local authorities, self-insures for claims up to a certain value. The insurance reserve is held for this purpose.

## NOTE 16: USABLE RESERVES

CSF Reserves: To fund one-off projects within CSF.

Schools PFI fund: Programmed reserve to balance general fund contributions to the PFI scheme evenly over the contract term.

### COVID -19 Emergency Funding Reserve: Merton Council funding

This reserve includes funds from Merton's own resources to contribute to expenses arising from COVID-19 which are not covered by government grant or Merton's budgets.

### COVID - 19: Business Rates Adjustment Reserve

This reserve has been created in line with LAAP guidance. It will be used in 2021/22 to fund that element of the estimated Collection Fund deficit at 31 March 2021 which is transferred from the Collection Fund Adjustment Account back to the General Fund in 2021/22. It also includes the Taxation Income Guarantee Compensation scheme.

### COVID - 19: Year end balances on government grants for COVID

This reserve includes balances from government grants awarded in 2020/21 to fund specific COVID-19 expenses which are required for continuing issues in 2021/22. (See separate schedule)

"Your Merton" Fund: This reserve provides resources to enable the Council to undertake work towards creating a vision for the borough that everyone can get behind.

### Voluntary Sector Support/Merton Giving:

This reserve provides some funding to support the voluntary sector in its work for vulnerable groups.

Climate Change Reserve: This reserve provides resources to help implement Merton's Climate Strategy and Action Plan which aims to make Merton a net-zero carbon borough by 2050.

## NOTE 17: UNUSABLE RESERVES

The Council keeps a number of reserves in the Balance Sheet. Some are required to be held for statutory reasons, some are needed to comply with proper accounting practice.

31-Mar-20 £000	NOTE 17: UNUSABLE RESERVES SUMMARY	Note	31-Mar-21 £000
(348,077)	Revaluation Reserve (RR)		(373,615)
(235,372)	Capital Adjustment Account (CAA) includes rounding		(235,117)
(5,406)	Deferred Capital Receipts Reserve(DCRR)		(5,390)
283,767	Pensions Reserve(PR)	32	339,658
(413)	Collection Fund Adjustment Account (CFAA)		16,383
4,815	Accumulated Absences Account (AAA)		6,186
0	DSG Adjustment Account		24,981
<b>(300,686)</b>	<b>Total Unusable Reserves</b>		<b>(226,914)</b>

### Revaluation Reserve

The Revaluation Reserve contains the gains made by the London Borough of Merton arising from increases in the value of its Property, Plant and Equipment and Intangible Assets. The balance is reduced when assets with accumulated gains are:

- revalued downwards or impaired and the gains are lost;
- used to provide services and the gains are consumed through depreciation; or
- disposed of and the gains are realised.

31-Mar-20 £000	NOTE 17: REVALUATION RESERVE		31-Mar-21 £000
<b>(302,267)</b>	<b>Balance at 1st April</b>		<b>(348,077)</b>
(67,283)	Upward revaluation of assets	(46,804)	
15,597	Downward revaluation of assets and impairment losses not charged to the Surplus/ Deficit on the Provision of Services	13,779	
<b>(51,686)</b>	<b>Sub Total:</b> Surplus or deficit on revaluation of non-current assets not posted to the Surplus or Deficit on the Provision of services within the CIES		<b>(33,025)</b>
5,876	Difference between fair value depreciation and historical cost depreciation	7,147	
0	Accumulated gains on assets sold or scrapped	340	
5,876	<b>Sub Total:</b> Amount written off to the Capital Adjustment Account		7,487
<b>(348,077)</b>	<b>Balance at 31st March</b>		<b>(373,615)</b>



## **NOTE 17: UNUSABLE RESERVES**

### **Capital Adjustment Account**

The Capital Adjustment Account absorbs the timing differences arising from the different arrangements for accounting for the consumption of non-current assets and for financing the acquisition, construction or enhancement of those assets under statutory provisions. The account is debited with the cost of acquisition, construction or enhancement as depreciation, impairment losses and amortisations are charged to the Comprehensive Income and Expenditure Statement (with reconciling postings from the Revaluation Reserve to convert fair value figures to a historical cost basis).

The account is credited with the amounts set aside by the authority as finance for the costs of acquisition, construction and enhancement.

## NOTE 17: UNUSABLE RESERVES

31-Mar-20		NOTE 17: Capital Adjustment Account	31-Mar-21	
£000	£000		£000	£000
	(224,524)	<b>Balance at 1st April</b>		(235,372)
	(5,876)	Amounts written out of the Revaluation Reserve		(7,487)
		Reversal of items relating to capital expenditure debited or credited to the Comprehensive Income and Expenditure Statement		
22,494		Charges for depreciation and impairment of non-current assets	24,211	
6,929		Revaluation losses charged to CIES for Property, Plant and Equipment where there is no prior Revaluation Reserve balance	2,796	
(6,322)		Reversal of revaluation losses charged to CIES of non-current asset in prior years where the non-current assets have had an upward revaluation in year	(1,017)	
1,172		Amortisation of intangible assets	1,382	
3,716		Revenue expenditure funded from capital under statute	862	
216		Amounts of non-current assets written off on derecognition or sale as part of gain/loss on disposal	2,528	
	28,205	Sub Total		30,762
	<b>22,329</b>	<b>Net reversal of the cost of non-current assets consumed in the year</b>		<b>23,275</b>
		<b>Capital financing applied in the year:</b>		
(9,597)		Use of Capital Receipts Reserve to finance new capital expenditure	(4,028)	
(12,940)		Application of grants and contributions to capital financing or the Capital Grants Unapplied Account	(10,912)	
(2,814)		Donations received	0	
(7,237)		Statutory provision for the financing of capital investment charged against the General Fund (i)	(6,574)	
(624)		Capital expenditure charged against the General Fund	(1,539)	
	(33,212)	Sub Total		(23,053)
	35	Loan Repayments		35
	(235,372)	<b>Balance at 31st March</b>		(235,115)

## NOTE 17: UNUSABLE RESERVES

### Pensions Reserve

The Pensions Reserve absorbs the timing differences arising from the different arrangements.

The debit balance on the Pensions Reserve therefore shows a substantial shortfall in the benefits earned by past and current employees and the resources the Council has set aside to meet them. The statutory arrangements will ensure that funding will have been set aside by the time the benefits come to be paid.

2019/20 £000	NOTE 17: Pensions Reserve	Note	2020/21 £000
<b>342,678</b>	<b>Balance at 1st April</b>		<b>283,767</b>
(82,198)	Remeasurements of the net defined benefit liability/asset	32	44,687
41,122	Reversal of items relating to retirement benefits debited or credited to the Surplus or Deficit in the Provision of Services in the Comprehensive and Expenditure Statement	17/32	27,732
(17,835)	Employer's pensions contributions and direct payments to pensioners payable in the year	17/32	(16,528)
23,287	Sub Total included in CIES		11,204
<b>283,767</b>	<b>Balance at 31st March</b>	<b>32</b>	<b>339,658</b>

## NOTE 17: UNUSABLE RESERVES

### Deferred Capital Receipts Reserve

The Deferred Capital Receipts Reserve holds the gains recognised on the disposal of non-current assets but for which cash settlement has yet to take place. Under statutory arrangements, the Council does not treat these gains as usable for financing new capital expenditure until they are backed by cash receipts. When the deferred cash settlement eventually takes place, amounts are transferred to the Capital Receipts Reserve.

2019/20 £000	NOTE 17: Deferred Capital Receipts Reserve	2020/21 £000
(5,450)	<b>Balance at 1st April</b>	(5,406)
28	Transfer of deferred sale proceeds credited as part of the (gain) / loss on disposal to the Comprehensive Income and Expenditure Statement	0
16	Transfer to the Capital Receipts Reserve upon receipt of Cash	16
(5,406)	<b>Balance at 31st March</b>	(5,390)

### Collection Fund Adjustment Account

The Collection Fund Adjustment Account manages the differences arising from the recognition of Council Tax and Business Rates income in the Comprehensive Income and Expenditure Statement as it falls due from Council Tax and Business Rates payers compared with the statutory arrangements for paying across amounts to the General Fund from the Collection Fund

2019/20 £000	NOTE 17: Collection Fund Adjustment Account	2020/21 £000
476	<b>Balance at 1st April</b>	(413)
(889)	Amount by which council tax income and business rates income credited to the Comprehensive Income and Expenditure Statement is different from council tax and business rate income calculated for the year in accordance with statutory requirements	16,796
(413)	<b>Balance at 31st March</b>	16,383

Note: £413k in 19/20 Included £50k General Fund costs' allowance.

## NOTE 17: UNUSABLE RESERVES

### Accumulated Absences Account

The Accumulated Absences Account absorbs the differences that would otherwise arise on the General Fund Balance from accruing for compensated absences earned but not taken in the year, e.g. annual leave entitlement carried forward at 31st March. Statutory arrangements require that the impact on the General Fund Balance is neutralised by transfers to or from the Account.

2019/20 £000	NOTE 17: Accumulated Absences Account	2020/21 £000
4,614	<b>Balance at 1st April</b>	4,815
(4,614)	Settlement or cancellation of accrual made at the end of the preceding year	(4,815)
4,815	Amounts accrued at the end of the current year	6,186
201	Amount by which officer remuneration charged to the Comprehensive Income and Expenditure Statement on an accruals basis is different from remuneration chargeable in the year in accordance with Statutory requirements	1,371
4,815	<b>Balance as at 31st March</b>	6,186

### Dedicated Schools Grant Adjustment Account

The Dedicated Schools Grant Adjustment account recognises the deficit in respect of schools budgets where the schools budget expenditure exceeds the funding provided through the DSG. This account is ring fenced and used solely for the purpose of recognising deficits in respect of the schools budget.

2019/20 £000	NOTE 17: DSG Adjustment Account	2020/21 £000
0	<b>Balance at 1st April</b>	0
0	Deficit accumulated at March 2020 and transferred from Usable Reserves	12,750
0	Amount by which schools budget expenditure exceeded that of the available funding provided through the DSG.	12,231
0	<b>Balance at 31st March</b>	24,981

## NOTE 18: ADJUSTMENTS BETWEEN ACCOUNTING BASIS AND FUNDING BASIS UNDER REGULATIONS

The following tables detail the adjustments that are made to the total comprehensive income and expenditure recognised by the Council in the year in accordance with proper accounting practice to the resources that are specified by statutory provisions as being available to the Council to meet future capital and revenue expenditure.

NOTE 18 Adjustments between Accounting and Funding Basis	2019-20				2020-21			
	Usable Reserves			Note17	Usable Reserves			Note17
	General Fund Balance	Capital Receipts Reserves	Capital Grants Unapplied	Movement in Unusable Reserves	General Fund Balance	Capital Receipts Reserves	Capital Grants Unapplied	Movement in Unusable Reserves
£000	£000	£000	£000	£000	£000	£000	£000	
<b>Adjustments primarily involving the Capital Adjustment Account</b>								
Reversal of items debited or credited to the Comprehensive Income and Expenditure Statement:								
-								
Charges for depreciation and impairment of non-current assets	(22,494)	0	0	22,494	(24,211)			24,211
Revaluation losses on Property Plant and Equipment	(6,929)	0	0	6,929	(2,796)			2,796
Reversal of impairment charges to the CIES of non-current assets in prior years where the non-current assets have had an upward revaluation in year	6,322	0	0	(6,322)	1,017			(1,017)
Amortisation of intangible assets	(1,172)	0	0	1,172	(1,382)			1,382
<b>SubTotal to agree to Note 2</b>	<b>(24,273)</b>	<b>0</b>	<b>0</b>	<b>24,273</b>	<b>(27,372)</b>	<b>0</b>	<b>0</b>	<b>27,372</b>
Revenue expenditure funded from capital under statute	(3,716)	0	0	3,716	(862)			862
Amounts of non-current assets written off on disposal or sale as part of the gain/loss on disposal to the Comprehensive Income and Expenditure Statement	(216)	0	0	216	(2,528)			2,528
<b>Subtotal of items reversed from the CIES involving the CAA</b>	<b>(28,205)</b>	<b>0</b>	<b>0</b>	<b>28,205</b>	<b>(30,762)</b>	<b>0</b>	<b>0</b>	<b>30,762</b>
Insertion of items not debited or credited to the Comprehensive Income and Expenditure Statement:								
Statutory provision for the financing of capital investment (MRP)	7,237	0	0	(7,237)	6,574			(6,574)
Capital expenditure charged against the General Fund balance	624	0	0	(624)	1,539			(1,539)
Revaluation gains charged direct to Revaluation Reserve	0	0	0	0				0
<b>Subtotal of items not in the CIES inserted into the CAA</b>	<b>7,861</b>	<b>0</b>	<b>0</b>	<b>(7,861)</b>	<b>8,113</b>	<b>0</b>	<b>0</b>	<b>(8,113)</b>
<b>Totals</b>	<b>(20,344)</b>	<b>0</b>	<b>0</b>	<b>20,344</b>	<b>(22,649)</b>	<b>0</b>	<b>0</b>	<b>22,649</b>

NOTE 18 Adjustments between Accounting and Funding Basis	2019-20				2020-21			
	Usable Reserves			Note17	Usable Reserves			Note17
	General Fund Balance £000	Capital Receipts Reserves £000	Capital Grants Unapplied £000	Movement in Unusable Reserves £000	General Fund Balance £000	Capital Receipts Reserves £000	Capital Grants Unapplied £000	Movement in Unusable Reserves £000
<b>Adjustments primarily involving the Capital Grant Unapplied Account:</b>								
Capital grants and contributions unapplied credited to the CIES	20,649	0	(8,935)	(11,714)	15,167	0	(7,303)	(7,864)
Application of grants to capital financing transferred to the CAA	0	0	4,040	(4,040)	(712)	0	3,760	(3,048)
Totals	20,649	0	(4,895)	(15,754)	14,455	0	(3,543)	(10,912)
<b>Adjustments primarily involving the Capital Receipts Reserve:</b>								
Transfer of cash sale proceeds credited as part of the gain/loss on disposal to the Comprehensive Income and Expenditure Statement	2,376	(2,376)	0	0	2,369	(2,369)	0	0
Use of the Capital Receipts Reserve to finance new capital expenditure	0	9,597	0	(9,597)	0	4,028	0	(4,028)
Use of Capital Receipts Reserve to finance debt premium	0	0	0	0	0	0	0	0
Contribution from the Capital Receipts Reserve towards administrative costs of non-current asset disposals	0	0	0	0	0	0	0	0
Transfer from Deferred Capital Receipts Reserve upon receipt of cash	0	(16)	0	16	0	(16)	0	16
Repayment of debt	0	(35)	0	35	0	(35)	0	35
Totals	2,376	7,170	0	(9,546)	2,369	1,608	0	(3,977)
<b>Adjustments primarily involving the Deferred Capital Receipts Reserve:</b>								
Transfer of deferred sale proceeds credited as part of the gain/loss on disposal to the Comprehensive Income and Expenditure Statement	(27)	0	0	27	0	0	0	0
Sub Total	(27)	0	0	27	0	0	0	0
<b>Total Adjustments</b>	<b>22,998</b>	<b>7,170</b>	<b>(4,895)</b>	<b>(25,273)</b>	<b>16,824</b>	<b>1,608</b>	<b>(3,543)</b>	<b>(14,889)</b>

NOTE 18c Adjustments between Accounting and Funding Basis	2019-20				2020-21			
	Usable Reserves			Note17	Usable Reserves			Note17
	General Fund Balance	Capital Receipts Reserves	Capital Grants Unapplied	Movement in Unusable Reserves	General Fund Balance	Capital Receipts Reserves	Capital Grants Unapplied	Movement in Unusable Reserves
	£000	£000	£000	£000	£000	£000	£000	£000
<b>Adjustments involving the Pensions Reserve:</b>								
Reversal of items relating to retirement benefits debited or credited to the Comprehensive Income and Expenditure Statement (see Note 32)	(41,122)	0	0	41,122	(27,732)	0	0	27,732
Employer's pensions contributions and direct payments to pensioners payable in the year	17,835	0	0	(17,835)	16,528	0	0	(16,528)
Subtotal	(23,287)	0	0	23,287	(11,204)	0	0	11,204
<b>Adjustments involving the Collection Fund Adjustments Account:</b>								
Amount by which council tax income credited to the Comprehensive Income and Expenditure Statement is different from council tax income calculated for the year in accordance with statutory requirements	888	0	0	(888)	(16,796.0)	0.0	0.0	16,796
Subtotal	888	0	0	(888)	(16,796)	0	0	16,796
<b>Adjustment involving the Accumulated Absences Account:</b>								
Amount by which officer remuneration charged to the Comprehensive Income and Expenditure Statement on an accruals basis is different from remuneration chargeable in the year in accordance with statutory requirements	(201)	0	0	201	(1,371)	0	0	1,371
Subtotal	(201)	0	0	201	(1,371)	0	0	1,371
<b>Adjustment involving the DSG Adjustment Account:</b>								
Amount by which schools budget expenditure exceeded that of the available funding provided through the DSG.				0	(24,981)	0	0	24,981
Subtotal	0	0	0	0	(24,981)	0	0	24,981
<b>Total Adjustments</b>	<b>(22,600)</b>	<b>0</b>	<b>0</b>	<b>22,600</b>	<b>(54,352)</b>	<b>0</b>	<b>0</b>	<b>54,352</b>
<b>Total all Adjustments</b>	<b>(19,946)</b>	<b>7,170</b>	<b>(4,895)</b>	<b>17,671</b>	<b>(60,177)</b>	<b>1,608</b>	<b>(3,543)</b>	<b>62,112</b>



## CAPITAL

### NOTE 19: PROPERTY, PLANT AND EQUIPMENT

#### Depreciation

The following useful lives and depreciation rates have been used in the calculation of depreciation:

- Other Land and Buildings 20 - 50 years
- Vehicles, Plant, Furniture & Equipment 5 - 19 years
- Infrastructure 25 years

#### Amortisation

Intangible Assets are amortised over 5 years

#### Capital Commitments

NOTE 19: Capital Commitments at Year End	2019/20 £000	2020/21 £000
The Authority has entered into a number of contracts for the construction or enhancement of Property, Plant and Equipment in the current year and future years totalling an estimated	4,022	4,737

## NOTE 19: PROPERTY, PLANT AND EQUIPMENT

NOTE 19: PROPERTY, PLANT AND EQUIPMENT	Other Land and Buildings	Vehicles, Plant, Furniture & Equipment	Infra-structure Assets	Community Assets	Surplus Assets	Assets under construction	Total Property, Plant and Equipment
2020/21	£000	£000	£000	£000	£000	£000	£000
<b>Cost or Valuation</b>							
At 1 April 2020	618,951	24,566	171,059	357	25,270	0	840,203
Additions	3,342	1,124	5,282	3,297	0	1,604	14,649
Donations							0
Revaluation increase/(decreases) recognised in the Revaluation Reserve	27,093	0	0	0	2,569	0	29,662
Revaluation increase/(decreases) recognised in the Surplus/Deficit on the Provision of Services	(5,548)	0	0	0	(259)	0	(5,807)
Derecognition – Disposals	0	(604)				0	(604)
Derecognition – Other	0	(1,442)	(3,221)				(4,663)
Assets reclassified (to)/from held for Sale	260				4,340		4,600
Other – reclassifications	0	0	(204)	0	0	204	0
<b>At 31 March 2021</b>	<b>644,098</b>	<b>23,644</b>	<b>172,916</b>	<b>3,654</b>	<b>31,920</b>	<b>1,808</b>	<b>878,040</b>

<b>Accumulated Depreciation and Impairment</b>							
At 1 April 2020	16,810	7,459	71,582	0	0	0	95,851
Depreciation Charge	14,615	2,762	6,834	0	0	0	24,211
Depreciation written out to the Revaluation Reserve	(3,363)	0	0	0	0	0	(3,363)
Depreciation written out to the Surplus/Deficit on the Provision of Services	(4,029)	0	0	0	0	0	(4,029)
Impairment Losses /(reversals) recognised in the Revaluation Reserve	0	0	0	0	0	0	0
Impairment Losses/(reversals) recognised in the Surplus/Deficit on the Provision of Services	0	0	0	0	0	0	0
Derecognition – Disposals	0	(601)	0	0	0	0	(601)
Derecognition – Other	0	(1,418)	(3,221)	0	0	0	(4,639)
Other- reclassifications	0	0	0	0	0	0	0
<b>At 31 March 2021</b>	<b>24,033</b>	<b>8,202</b>	<b>75,195</b>	<b>0</b>	<b>0</b>	<b>0</b>	<b>107,430</b>

<b>Net Book Value</b>							
<b>At 31 March 2021</b>	<b>620,065</b>	<b>15,442</b>	<b>97,721</b>	<b>3,654</b>	<b>31,920</b>	<b>1,808</b>	<b>770,610</b>
<b>At 31 March 2020</b>	<b>602,141</b>	<b>17,107</b>	<b>99,477</b>	<b>357</b>	<b>25,270</b>	<b>0</b>	<b>744,352</b>

## NOTE 19: PROPERTY, PLANT AND EQUIPMENT

### Comparative Movements in 2019/20

NOTE 19: PROPERTY, PLANT AND EQUIPMENT	Other Land and Buildings	Vehicles, Plant, Furniture & Equipment	Infra-structure Assets	Community Assets	Surplus Assets	Assets under construction	Total Property, Plant and Equipment
2019/20	£000	£000	£000	£000	£000	£000	£000
<b>Cost or Valuation</b>							
<b>At 1 April 2019</b>	571,536	20,805	166,933	0	24,475	456	784,205
Additions	7,382	2,066	6,273	357	0	10	16,088
Donations	0	2,813	0	0	0	0	2,813
Revaluation increase/(decreases) recognised in the Revaluation Reserve	49,368	0	0	0	385	24	49,777
Revaluation increase/(decreases) recognised in the Surplus/Deficit on the Provision of Services	(5,175)	0	0	0	0	0	(5,175)
Derecognition – Disposals	0	(20)	0	0	0	0	(20)
Derecognition – Other	0	(1,098)	(2,147)	0	0	0	(3,245)
Assets reclassified (to)/from held for Sale	(340)	0	0	0	(3,900)	0	(4,240)
Other – reclassifications	(3,820)	0	0	0	4,310	(490)	0
<b>At 31 March 2020</b>	618,951	24,566	171,059	357	25,270	0	840,203
<b>Accumulated Depreciation and Impairment</b>							
<b>At 1 April 2019</b>	10,051	5,995	66,836	0	0	0	82,882
Depreciation Charge	13,236	2,581	6,677	0	0	0	22,494
Depreciation written out to the Revaluation Reserve	(1,909)	0	0	0	0	0	(1,909)
Depreciation written out to the Surplus/Deficit on the Provision of Services	(4,568)	0	0	0	0	0	(4,568)
Impairment Losses /(reversals) recognised in the Revaluation Reserve	0	0	0	0	0	0	0
Impairment Losses/(reversals) recognised in the Surplus/Deficit on the Provision of Services	0	0	0	0	0	0	0
Derecognition – Disposals	0	(19)	0	0	0	0	(19)
Derecognition – Other	0	(1,098)	(1,931)	0	0	0	(3,029)
Other- reclassifications	0	0	0	0	0	0	0
<b>At 31 March 2020</b>	16,810	7,459	71,582	0	0	0	95,851

#### Net Book Value

<b>At 31 March 2020</b>	<b>602,141</b>	<b>17,107</b>	<b>99,477</b>	<b>357</b>	<b>25,270</b>	<b>0</b>	<b>744,352</b>
-------------------------	----------------	---------------	---------------	------------	---------------	----------	----------------

At 31 March 2019	561,485	14,810	100,098	0	24,475	456	701,323
------------------	---------	--------	---------	---	--------	-----	---------

## NOTE 19: PROPERTY, PLANT AND EQUIPMENT

### Revaluations

The Council carries out a rolling programme that ensures that all relevant Property, Plant and Equipment to be measured at fair value is revalued at least every five years. Valuations are as at 31st March in the year of valuation. In 2020/21,

- i) land value of assets deemed to be depreciated replacement costs (DRC) and assets valued at fair value were valued by District Valuer Services (DVS);
- ii) building values of assets deemed DRC assets were undertaken by our Internal Valuers; and
- iii) assets deemed to be existing use value (EUV) were carried out by Internal Valuers.

Valuations of land and buildings were carried out in accordance with the methodologies and bases for estimation set out in the professional standards of the Royal Institution of Chartered Surveyors.

All surplus assets and assets held for sale are valued under IFRS 13. These have been categorised by the valuers as being within level 2 of the fair value hierarchy, which are based on observable inputs such as market rents and recent sales of similar properties. Further details of fair value can be found within the accounting policies.

NOTE19: Analysis of rolling revaluation programme	Other Land & Buildings	Vehicles Plant, Furniture & Equipment	Infra-structure assets	Community assets	Surplus assets	Assets Under Construction	Total Property, Plant and Equipment
	£000	£000	£000	£000	£000	£000	£000
Valued at historical cost	-	15,446	97,719	3,654	-	1,808	118,627
Valued at current value in :							-
<b>2020/21 (incl. Schools)</b>	596,419	-	-	-	31,920	-	628,339
2019/20	15,889	-	-	-	-	-	15,889
2018/19	4,539	-	-	-	-	-	4,539
2017/18	3,218	-	-	-	-	-	3,218
	-	-	-	-	-	-	-
Value at 31 March 2021	<b>620,065</b>	<b>15,446</b>	<b>97,719</b>	<b>3,654</b>	<b>31,920</b>	<b>1,808</b>	<b>770,612</b>

## NOTE 20: INTANGIBLE ASSETS

The London Borough of Merton accounts for its software as intangible assets, to the extent that the software is not an integral part of a particular IT system and accounted for as part of the hardware item of Property, Plant and Equipment. The intangible assets include both purchased licenses and internally generated software.

All software is given a finite useful life. The useful life assigned to the major software suites used by the London Borough of Merton is 5 years.

The movement on Intangible Asset balances during the year is as follows:

NOTE 20: INTANGIBLE ASSETS	2019/20	2020/21
	£000	£000
Balance at start of year:		
Gross carrying amounts	5,504	6,548
Accumulated amortisation	(1,492)	(2,252)
<b>Net carrying amount at start of year</b>	<b>4,012</b>	<b>4,296</b>
Disposals:		
Gross carrying amounts	(412)	(260)
Accumulated amortisation	412	260
Additions:		
Purchases	1,456	1,320
Reclassified from assets under construction	0	0
Amortisation for the period	(1,172)	(1,382)
<b>Net carrying amount at end of year</b>	<b>4,296</b>	<b>4,234</b>
Comprising:		
Gross carrying amounts	6,548	7,608
Accumulated amortisation	(2,252)	(3,374)
	<b>4,296</b>	<b>4,234</b>

## NOTE 21: HERITAGE ASSETS

The Authority's collection of Heritage Assets consists of Regalia and Art. Much of the art is on display within the Civic Centre and Libraries. The Regalia is not generally accessible other than when in use and the higher value items are stored securely. All Heritage Assets are held on the Balance Sheet at insurance value, which is based on market values. Valuations were carried out in February 2017 by qualified external valuers, Denham's, a Sussex based firm of auctioneer's founded in 1884. There are four items within the Art collection and nine items within the Regalia with a valuation of £20,000 or above. The highest value item is the Chain of Office of the Mayor of the former Borough of Wimbledon, which has been valued at £104,000.

The following table shows the carrying value of Heritage Assets held by the Council at the Balance Sheet date:

<b>NOTE 21: HERITAGE ASSETS</b>	<b>Art Collection</b>	<b>Regalia &amp; Ceremonial</b>	<b>Total Assets</b>
	<b>£000</b>	<b>£000</b>	<b>£000</b>
<b>Cost or Valuation</b>			
1 April 2020	191	611	802
31 March 2021	<b>191</b>	<b>611</b>	<b>802</b>

## NOTE 22: ASSETS HELD FOR SALE

NOTE 22: ASSETS HELD FOR SALE	2019/20 £000	2020/21 £000
<b>Balance outstanding at start of year</b>	<b>700</b>	<b>4,940</b>
Recognition	0	0
Assets reclassified (to)/from Other Land & Buildings/Surplus Assets	4,240	(4,600)
Derecognition - Disposals	0	(340)
<b>Balance outstanding at end of year</b>	<b>4,940</b>	<b>0</b>

In accordance with Accounting Policy xviii the Council measures its Assets Held for Sale at Fair Value using Level 2 observable inputs and highest and best use value from a market participants perspective.

## **NOTE 23: IMPAIRMENT LOSSES**

The Council carried out an impairment review of property, plant and equipment in 2020/21. The market review by the valuer concluded there were no impairment losses in 2020/21. In 2019/20 there were no impairment losses.



## NOTE 24: CAPITAL EXPENDITURE AND CAPITAL FINANCING

The total amount of capital expenditure incurred in the year is shown in the table below (including the value of assets acquired under finance leases and PFI/PP contracts), together with the resources that have been used to finance it. Where capital expenditure is to be financed in future years by charges to revenue as assets are used by the London Borough of Merton, the expenditure results in an increase in the Capital Financing Requirement (CFR), a measure of the capital expenditure incurred historically by the London Borough of Merton that has yet to be financed.

The CFR is analysed in the following table:

NOTE 24: CAPITAL EXPENDITURE AND CAPITAL FINANCING	2019/20 £000	2020/21 £000
<b>Opening Capital Financing Requirement</b>	179,912	173,583
<i>Adjustment to match CFR schedule</i>	909	0
<b>Revised Capital Financing Requirement</b>	<b>180,821</b>	<b>173,583</b>
<b>Capital Investment</b>		
Property, Plant and Equipment	16,088	14,650
Intangible Assets	1,456	1,320
Revenue Expenditure Funded from Capital Under Statute	3,716	861
<b>Other Investments</b>		
Housing Company - Shares	1,900	100
<b>Sources of Finance</b>		
Capital receipts	(9,597)	(4,028)
Government grants and other contributions	(12,940)	(10,912)
<b>Sums set aside from revenue:</b>		
Direct revenue contributions	(624)	(1,539)
Minimum Revenue Provision	(7,237)	(6,574)
<b>Closing Capital Financing Requirement</b>	<b>173,583</b>	<b>167,461</b>
(Decrease)/Increase in underlying need to borrowing (unsupported by government financial assistance)	(7,238)	(5,671)
Assets acquired under finance leases	0	(451)
<b>(Decrease)/Increase in Capital Financing Requirement</b>	<b>(7,238)</b>	<b>(6,122)</b>

## NOTE 25: LEASES

### Council as Lessee

#### Finance Leases

In the past the Council has acquired a variety of assets, including operational buildings and IT equipment, under finance leases. The assets acquired under these leases are carried as Property, Plant and Equipment in the Balance Sheet at the following net amounts:

31 March 2020 £000	NOTE 25: LEASES -Finance Leases	31 March 2021 £000
7,332	Other Land and Buildings	6,965
0	Vehicles, Plant, Furniture and Equipment	451
<b>7,332</b>	<b>Total</b>	<b>7,416</b>

The Council is committed to making minimum payments under these leases comprising settlement of the long term liability for the interest in the property acquired by the Council and finance costs that will be payable by the Council in future years while the liability remains outstanding.

The minimum lease payments are made up of the following amounts:

31 March 2020 £000	Finance lease liabilities (net present value minimum lease payments):	31 March 2021 £000
4	Current	73
786	Non current	1,110
1,209	Finance costs payable in future years	1,214
<b>1,999</b>	<b>Total minimum lease payments</b>	<b>2,397</b>

The minimum lease payments will be payable over the following periods:

31 March 2020 £000	Minimum Lease Payments	31 March 2021 £000
70	Not later than one year	161
285	Later than one year and not later than five years	647
1,644	Later than five years	1,589
<b>1,999</b>	<b>Total</b>	<b>2,397</b>
31 March 2020 £000	Finance Lease Payments	31 March 2021 £000
4	Not later than one year	73
20	Later than one year and not later than five years	334
766	Later than five years	775
<b>790</b>	<b>Total</b>	<b>1,182</b>

The finance lease payments represent the long term liability excluding interest costs.

## NOTE 25: LEASES

The minimum lease payments do not include rents that are contingent on events taking place after the lease was entered into, such as adjustments following rent reviews. In 2020/21, £13k contingent rents were payable by the Authority (2019/20 £81k)

### Operating Leases

The Council has acquired land, buildings and vehicles by entering into operating leases. The minimum lease payments due under non-cancellable leases in future years are:

31 March 2020 £000	NOTE 25: LEASES - Operating Leases	31 March 2021 £000
1,469	Not later than one year	1,470
5,867	Later than one year and not later than five years	5,855
2,267	Later than five years	816
<b>9,603</b>	<b>Total</b>	<b>8,141</b>

## NOTE 25: LEASES

### Council as Lessor

#### Finance Leases

The Council has leased out property at a number of sites across the Borough on a finance lease basis. The Council has a gross investment in the lease, made up of the minimum lease payments expected to be received over the remaining term and the residual value anticipated for the property when the lease comes to an end. The minimum lease payments comprise settlement of the long term debtor for the interest in the property acquired by the lessee and finance income that will be earned by the Council in future years whilst the debtor remains outstanding.

The gross investment is made up of the following:

31 March 2020 £000	NOTE 25: LEASES -Authority as Lessor -Finance Leases Finance lease debtor (net present value of minimum lease payments):	31 March 2021 £000
16	- current	17
5,391	- non current	5,374
18,737	Unearned finance income	18,417
0	Unguaranteed residual value of property	0
<b>24,143</b>	<b>Gross investment in lease</b>	<b>23,808</b>

The gross investment in the lease and the minimum lease payments will be received over the following period:

NOTE 25: LEASES -Authority as Lessor -Finance Leases	Gross investment in the Lease		Minimum Lease Payments	
	31 March 2020 £000	31 March 2021 £000	31 March 2020 £000	31 March 2021 £000
Not later than one year	336	336	336	336
Later than one year and not later than five years	1,345	1,345	1,345	1,345
Later than five years	22,462	22,126	22,462	22,126
<b>Total</b>	<b>24,143</b>	<b>23,808</b>	<b>24,143</b>	<b>23,808</b>

The minimum lease payments receivable does not include rents that are contingent on events taking place after the lease was entered into, such as adjustments following rent reviews.

31 March 2020 £000	NOTE 25: LEASES - contingent rents were receivable by the Authority	31 March 2021 £000
465	Contingent rents	494
<b>465</b>	<b>Total</b>	<b>494</b>

## NOTE 25: LEASES

### Operating Leases

The Council leases out property and equipment under operating leases for the following purpose:

- For the provision of community services, such as sports facilities, tourism services and community centres.
- For economic development purposes to provide suitable affordable accommodation for local businesses.

The future minimum lease payments receivable under non-cancellable leases in future years are:

2019/20 £000	NOTE 25: LEASES - Operating Leases	2020/21 £000
4,327	Not later than one year	4,408
14,420	Later than one year and not later than five years	13,885
28,979	Later than five years	27,720
<b>47,726</b>		<b>46,012</b>

The minimum lease payments receivable does not include rents that are contingent on events taking place after the lease was entered into, such as adjustments following rent reviews.

## SCHOOLS

### NOTE 26: DEDICATED SCHOOLS GRANT

The authority's expenditure on schools is funded primarily by Dedicated Schools Grant (DSG), which is provided by the Education Skills and Funding Agency. DSG is ring-fenced and can only be applied to meet expenditure properly included in the Schools Budget, as defined in the School Finance and Early Years (England) (No 2) Regulations 2020. The Schools Budget includes elements for a range of educational services provided on an authority-wide basis and for the Individual Schools Budget (ISB), which is divided into a budget share for each maintained school. Details of the deployment of DSG receivable for 2020/21 are as follows:

	Central Expenditure £'000	Individual Schools Budget £'000	2020/21 Total £'000	2019/20 Total £'000	2018/19 Total £'000
Final DSG before Academy recoupment			183,496	173,252	167,709
Academy figure recouped			(28,046)	(25,262)	(22,106)
Total DSG figure after Academy recoupment			155,450	147,990	145,603
Plus: Brought forward from prior year			(12,750)	(2,909)	928
Less: Carry-forward to following year agreed in advance			12,750		(614)
Agreed initial budgeted distribution in year	34,367	121,083	155,450	145,081	145,917
In year adjustments		(22)	(22)		
<b>Final budgeted distribution</b>	<b>34,367</b>	<b>121,061</b>	<b>155,428</b>	<b>145,081</b>	<b>145,917</b>
Less: Actual central expenditure	(34,367)		(34,367)	(30,961)	(26,092)
Less: Actual ISB deployed to schools		(133,292)	(133,292)	(126,870)	(123,348)
Plus: Local authority contribution			0	0	0
<b>Carry forward</b>	<b>0</b>	<b>(12,231)</b>	<b>(12,231)</b>	<b>(12,750)</b>	<b>(3,523)</b>
Carry-forward to following year agreed in advance			(12,750)		614
<b>Cumulative carry forward to following year</b>			<b>(24,981)</b>	<b>(12,750)</b>	

The final DSG before academy recoupment figure includes a provision for early years block. Final DSG allocations are announced in June following the end of each financial year based on census figures at the preceding January. Any adjustment to the final DSG allocation will be treated as an in-year adjustment.

The £24.981 deficit balance is held in the Dedicated Schools Grant Adjustment Account within Unusable Reserves (see Note 17). This amount has been borrowed against future years' allocations. Further information about the DSG deficit is provided in the narrative statement.

**NOTE 26: DEDICATED SCHOOLS GRANT**

The following table shows a breakdown of the Council's schools, by category, and the net surplus/(deficit) attributable to each.

NOTE 26: DEDICATED SCHOOLS GRANT	2020/21		2019/20	
	Number of Schools	Net surplus/ (deficit) £'000	Number of Schools	Net surplus/ (deficit) £'000
Maintained Primary	27	3,947	27	3,329
Maintained Secondary	2	2,916	2	2,038
Voluntary Aided Primary	11	1,014	11	888
Voluntary Aided Secondary	2	830	2	761
Foundation	1	905	1	435
Special Schools	4	1,735	4	1,004
<b>Total</b>	<b>47</b>	<b>11,347</b>	<b>47</b>	<b>8,455</b>

## NOTE 27: PRIVATE FINANCE INITIATIVES AND SIMILAR CONTRACTS

### Property, Plant and Equipment

The Council has a Private Finance Initiative (PFI) scheme under which six secondary schools were rebuilt by a PFI operator, New Schools (Merton) Ltd. Following a partial termination of the contract in 2006, two schools were transferred to academies. In 2013, a third school also became an academy, but remains within the PFI scheme. Under the PFI contract, which runs until 2030, New Schools Ltd are contracted to provide soft services (such as caretaking and facilities maintenance) to the remaining three schools and one academy, in return for an annual payment. The contract does not allow for any of the four remaining schools to leave the arrangement before December 2029. At the end of the arrangement, the Council will retain ownership of the school land and buildings.

### Value of Assets Held

The Council's accounts include school buildings constructed under the PFI scheme.

NOTE 27: PFI & Similar Value of Assets Held	31 March 2020 £000	31 March 2021 £000
Gross Value	96,796	96,537
Accumulated Depreciation	0	0
<b>Net</b>	<b>96,796</b>	<b>96,537</b>

### Value of Liabilities

The Council has two long term liabilities relating to the original PFI scheme of six schools. The first liability is in respect of the capital works on the two schools that became academies in 2006. The second liability is in respect of the capital works incurred on the remaining three schools and one academy within the PFI scheme. The total combined liability is shown in the following table:

The fair value of the liability has been estimated within a range between £41.389m and £43.274m.

NOTE 27: PFI & Similar Value of Liabilities	Capital £000	Interest £000	Services £000	Total £000
31st March 2022	1,600	2,541	5,421	9,562
Apr 2022 - Mar 2028	13,926	10,002	23,783	47,711
Apr 2028 – Mar 2030	12,099	2,158	16,741	30,998
<b>Liability at 31st March 2021</b>	<b>27,625</b>	<b>14,701</b>	<b>45,945</b>	<b>88,271</b>
<b>Liability at 31st March 2020</b>	<b>29,285</b>	<b>17,390</b>	<b>50,827</b>	<b>97,502</b>
<b>Liability at 31st March 2019</b>	<b>31,594</b>	<b>20,300</b>	<b>54,057</b>	<b>105,951</b>



## NOTE 27: PRIVATE FINANCE INITIATIVES AND SIMILAR CONTRACTS

### Partial Termination

NOTE 27: PFI & Similar Partial Termination	Capital £000	Interest £000	Services £000	Total £000
31st March 2022	905	754		1,659
Apr 2022 - Mar 2028	5,598	2,697		8,295
Apr 2028 – Mar 2030	4,417	560		4,977
<b>Liability at 31st March 2021</b>	<b>10,920</b>	<b>4,011</b>	<b>0</b>	<b>14,931</b>
<b>Liability at 31st March 2020</b>	<b>11,764</b>	<b>4,826</b>	<b>0</b>	<b>16,590</b>
<b>Liability at 31st March 2019</b>	<b>12,552</b>	<b>5,699</b>	<b>0</b>	<b>18,251</b>

### Three Schools and One Academy

NOTE 27: PFI & Similar Three Schools and One Academy	Capital £000	Interest £000	Services £000	Total £000
31st March 2022	695	1,787	5,421	7,903
Apr 2022 - Mar 2028	8,328	7,305	23,783	39,416
Apr 2028 – Mar 2030	7,682	1,598	16,741	26,021
<b>Liability at 31st March 2021</b>	<b>16,705</b>	<b>10,690</b>	<b>45,945</b>	<b>73,340</b>
<b>Liability at 31st March 2020</b>	<b>17,521</b>	<b>12,564</b>	<b>50,827</b>	<b>80,912</b>
<b>Liability at 31st March 2019</b>	<b>19,042</b>	<b>14,601</b>	<b>54,057</b>	<b>87,700</b>

## MEMBERS, OFFICERS AND RELATED PARTIES

### NOTE 28: MEMBERS' ALLOWANCES

The cost of members' allowances to the Council is shown in the table below.

<b>NOTE 28: MEMBERS' ALLOWANCES</b>	<b>2019/20 £000</b>	<b>2020/21 £000</b>
Allowances	722	728
<b>Total</b>	<b>722</b>	<b>728</b>

Further details of Members allowances and expenses are available on our website at:

<https://www.merton.gov.uk/council-and-local-democracy/councillors/allowances-and-expenses>

## NOTE 29: OFFICERS' REMUNERATION

The following table shows the number of staff whose total remuneration, excluding pensions contribution but including gross salary, expense allowances, supplements, compensation for loss of office (i.e. redundancy) and benefits, exceeds £50,000 in bands of £5,000.

CIPFA guidance states that the disclosure should exclude staff where the authority is not the employer i.e. teaching staff employed at voluntary aided and foundation schools. Therefore, 96 voluntary aided and foundation school employees have been excluded from 2020/21 and 76 have been excluded from 2019/20 figures.

<b>NOTE 29: OFFICERS' REMUNERATION</b>	<b>2019/20</b>	<b>2019/20</b>	<b>2020/21</b>	<b>2020/21</b>
<b>Remuneration Band £</b>	<b>Teaching Staff</b>	<b>Other Staff</b>	<b>Teaching Staff</b>	<b>Other Staff</b>
50,000 – 54,999	79	91	93	83
55,000 – 59,999	54	42	48	60
60,000 – 64,999	32	23	37	23
65,000 – 69,999	14	17	19	13
70,000 – 74,999	7	6	15	12
75,000 – 79,999	7	15	8	15
80,000 – 84,999	5	5	6	10
85,000 – 89,999	2	2	4	3
90,000 – 94,999	2	1	3	0
95,000 – 99,999	1	4	0	3
100,000 – 104,999	3	3	2	6
105,000 – 109,999	0	0	1	0
110,000 – 114,999	0	0	1	0
115,000 – 119,999	0	1	0	0
120,000 – 124,999	0	0	0	1
125,000 – 129,999	0	0	0	0
130,000 – 134,999	0	0	0	1
135,000 – 139,999	1	0	0	0
140,000 – 144,999	1	3	1	0
145,000 – 149,999	0	1	1	2
150,000 – 154,999	0	0	0	0
155,000 – 159,999	0	0	0	0
160,000 – 164,999	0	0	0	0
165,000 – 169,999	0	0	0	1
170,000 – 174,999	0	0	0	0
175,000 – 179,999	0	0	0	0
180,000 – 184,999	0	0	0	0
185,000 – 189,999	0	0	0	0
190,000 – 194,999	0	0	0	0
195,000 – 199,999	0	1	0	0
200,000 – 204,999	0	0	0	1
<b>Total</b>	<b>208</b>	<b>215</b>	<b>239</b>	<b>234</b>

## NOTE 29: OFFICERS' REMUNERATION

The numbers of exit packages with total cost per band and total cost of compulsory and other redundancies are set out in the following table.

NOTE 29: OFFICERS' REMUNERATION - Exit Packages								
Exit package cost band (including special payments) £	Number of compulsory redundancies		Number of other departures agreed		Total number of exit packages by cost band		Total cost of exit packages in each band	
	2019/20	2020/21	2019/20	2020/21	2019/20	2020/21	2019/20 £	2020/21 £
0 - 20,000	40	12	6	10	46	22	261,204	143,191
20,001 - 40,000	4	3	7	0	11	3	287,540	73,849
40,001 - 100,000	0	0	0	0	0	0	0	0
<b>TOTAL</b>	<b>44</b>	<b>15</b>	<b>13</b>	<b>10</b>	<b>57</b>	<b>25</b>	<b>548,744</b>	<b>217,040</b>

In accordance with the Accounts and Audit Regulations, there is a legal requirement to report the remuneration of certain senior employees:

- (i) Senior employees whose salary is £150,000 or more per year must be identified by name;
- (ii) Senior employees who meet the regulation's definition and whose salary is between £50,000 and £150,000 must be listed by job title. Current Directors, whose salary is below £150,000, have chosen to be named to aid transparency

## NOTE 29: OFFICERS' REMUNERATION

The following table provides this detail for 2020/21 and 2019/20 with supporting sub-notes.

NOTE 29: OFFICERS' REMUNERATION - remuneration of certain senior employees:								
Post holder information	2019/20				2020/21			
	Sub-Notes	Remuneration	Employer's Pension contributions	Total	Sub-Notes	Remuneration	Employer's Pension contributions	Total
		£	£	£		£	£	£
Chief Executive Ged Curran	6	196,341	0	<b>196,341</b>	1	201,741	0	<b>201,741</b>
Director of Corporate Services Caroline Holland	7	143,280	21,779	<b>165,059</b>	2	147,222	25,116	<b>172,338</b>
Director of Community and Housing throughout 19/20 and 20/21 & Interim Director of Children, Schools and Families from 3/12/20 Hannah Doody	8	146,181	22,220	<b>168,401</b>	3	169,218	28,868	<b>198,086</b>
Director of Children, Schools and Families Rachael Wardell (Left - 08/12/20)	9	142,973	21,732	<b>164,705</b>	4	101,314	17,284	<b>118,598</b>
Director of Environment & Regeneration Chris Lee	10	143,280	21,779	<b>165,059</b>	5	147,222	25,116	<b>172,338</b>

## NOTE 29: OFFICERS' REMUNERATION

Sub-notes 2020/21

NOTE 29: OFFICERS' REMUNERATION - remuneration of certain senior employees- Sub Notes
2020/21
<p>1. Mr G. Curran, Chief Executive, remuneration for 2020/21 was a salary of £201,741 A separate payment of £66.90 was received for attendance at GLA election e-count training, prior to the postponement of the election. A further £800 payment was received for Local Authority Gold Team duties.</p>
<p>2. Ms C. Holland, Director of Corporate Services, remuneration for 2020/21 was a salary of £147,222 A separate payment of £66.90 was received for attendance at GLA election e-count training, prior to the postponement of the election. A further £800 payment was received for Local Authority Gold Team duties.</p>
<p>3. Ms H. Doody, Director of Community and Housing and Interim Director of Children, Schools and Families, remuneration for 2020/21 was a salary of £169,218 As at the end of March 2020/21 annualised salary was £154,125 for the substantive post of Director of Community and Housing. Annualised honorarium for covering the Director of Children, Schools and Families on an interim basis was £46,020. The post of Director of Community and Housing was held throughout the entirety of 2020/21. The post of Interim Director of Children, Schools and Families was held from 3 December 2020. No additional payments were received.</p>
<p>4. Ms R. Wardell, Director of Children, Schools and Families, remuneration for 2020/21 was a salary of £101,314 As at the leaving date of 8 December 2020 annualised salary was £147,222 No additional payments were received.</p>
<p>5. Mr C. Lee, Director of Environment and Regeneration, remuneration for 2020/21 was a salary of £147,222 No additional payments were received.</p>

## NOTE 29: OFFICERS' REMUNERATION

2019/20
<p>6. Mr G. Curran, Chief Executive, remuneration for 2019/20 was a salary of £196,341 A separate payment of £6,515 was received for Acting Returning Officer duties at the General Election on 12 December 2019. Another separate payment of £6,722 was received for Local Returning Officer duties at the EU Parliament Election on 23 May 2019. Another separate payment of £608.96 was received for Returning Officer duties at the Cannon Hill by election on 20 June 2019. A further £800 payment was received for Local Authority Gold Team duties.</p>
<p>7. Ms C. Holland, Director of Corporate Services, remuneration for 2019/20 was a salary of £143,280 A separate payment of £2,535.20 was received for Deputy Acting Returning Officer duties at the General Election on 12 December 2019. Another separate payment of £2,535.20 was received for Deputy Local Returning Officer duties at the EU Parliament Election on 23 May 2019.</p>
<p>8. Ms H. Doody, Director of Community and Housing, remuneration for 2019/20 was a salary of £146,181 As at the end of March 2019/20 annualised salary was £150,000. A separate payment of £777.54 was received for Polling Station Inspector and Senior Count Supervisor duties as well as travel at the General Election on 12 December 2019. Another separate payment of £994.72 was received for Polling Station Inspector and Senior Count Supervisor duties as well as travel at the EU Parliament Election on 23 May 2019.</p>
<p>9. Ms R. Wardell, Director of Children, Schools and Families, remuneration for 2019/20 was a salary of £142,973 As at the end of March 2019/20 annualised salary was £143,280. A separate payment of £415.06 was received for Polling Station Inspector duties and travel at the General Election on 12 December 2019.</p>
<p>10. Mr C. Lee, Director of Environment and Regeneration, remuneration for 2019/20 was a salary of £143,280 A separate payment of £777.54 was received for Polling Station Inspector and Senior Count Supervisor duties as well as travel at the General Election on 12 December 2019. Another separate payment of £994.72 was received for Polling Station Inspector and Senior Count Supervisor duties as well as travel at the EU Parliament Election on 23 May 2019. A further £800 payment was received for Local Authority Gold Team duties.</p>

## MEMBERS OFFICERS AND RELATED PARTIES

### NOTE 30 RELATED PARTIES

During the year, transactions with related parties arose as follows:

#### Central Government

The UK Government has significant influence over the operations of the Council. It provides the statutory framework within which the Council operates and the majority of its funding in the form of grants and prescribes the terms of many of the transactions that the Council has with other parties (e.g. Council Tax bills, housing benefits). Details of grants received from government departments are set out in Note 6.

#### Members

Members of the Authority have direct control over the financial and operating decisions of the Authority. The total of members' allowances paid in 2020/21 is shown in Note 28.

This disclosure note has been prepared using the Authority's Register of Members' Interest in addition to a specific declaration obtained in respect of related party transactions from members and senior officers. The Authority issued 60 standard letters to members; 49/60 councillors returned (including 1 former councillor). During 2020/21, members of the Authority (or members of their immediate family or household) had links with the following organisations, which undertook related party transactions with LBM to the gross value of £950k. The amounts disclosed below are those material to either party of the related party transaction (i.e. the Authority or the other entity).

Organisation	2020/21 £000
Merton & Morden Guild	52
Merton Community Transport	39
Sprinfeld Advice and Law Centre	59
North East Mitcham Community Association	40
South Winbledon Community Association	6
Evolve Housing & Support	404
Age UK Merton	350
<b>Total</b>	<b>950</b>

#### Senior Officers

Senior officers of the Council also have direct control over the financial and operating decisions of the Council. Senior officers are required to make a specific declaration in respect of related party transactions. The Council issued 23 standard letters to current senior officers; there have been 21 responses.

Two senior officers are directors of CHAS 2013 Ltd and two senior officers are directors of Merantun Development Ltd (See Note 34). One senior officer is a trustee for the London Grid For Learning which has transactions with the Council amounting to £650k in 2020/21. Otherwise, senior officers within the Authority did not hold any positions in other organisations which would enable them to significantly influence the policies of the Authority and result in a related party transaction of a material nature.



## **NOTE 30 RELATED PARTIES**

### **Voluntary Organisations**

The Authority made grants and payments totalling £950k (£644k in 2019/20) to voluntary and other organisations whose senior management included Members of the Authority (or members of their immediate family or household). These payments are summarised in the above disclosure on members' related party transactions. In all instances the grants were made with proper consideration of declarations of interest. The Authority's Register of Members' Interest is open to public inspection on the Authority's website.

### **Pension Fund**

The Pension Fund is a separate entity from the authority with its own Statement of Accounts. In 2020/21 an administration fee of £0.550m was paid by the Fund to the Authority (£0.632m in 2019/20, see Pension Fund Accounts, Note 11).

No members of the Pension Fund committee are in receipt of pension benefits from the Merton Pension Fund. The three officers and the two staff pensioner reps of the committee are active members of the Fund.

In addition, the four local pension board members are active members of the Pension Fund.

Each member of the pension Fund committee is required to declare their interests at each meeting. No other declarations were made during the year

### **Entities Controlled by the Council**

Details of the transactions between the Council and its subsidiary CHAS2013 Ltd and Merantun Developments Ltd are disclosed in Note 34.

## PENSION FUND

### NOTE 31: PENSION SCHEMES ACCOUNTED FOR AS DEFINED CONTRIBUTION SCHEMES

Teachers employed by the Council are members of the Teachers' Pension Scheme, administered by Capita Teachers' Pensions on behalf of the Department for Education (DfE). The scheme provides teachers with specified benefits upon their retirement, and the Council contributes towards the costs by making contributions based on a percentage of members' pensionable salaries.

The scheme is a multi-employer defined benefit scheme. The scheme is unfunded and the Department for Education uses a notional fund as the basis for calculating the employers' contribution rate paid by local authorities. In 2020/21, the employer's contribution was 23.68% (19/20 was 16.48% April 19 to August 19 then 23.68% September 19 to March 2020). Valuations of the notional fund are undertaken every four years.

The scheme has in excess of 10,000 participating employers and consequently the Council is not able to identify its share of the underlying financial position and performance of the scheme with sufficient reliability for accounting purposes. For the purposes of this Statement of Accounts, it is therefore accounted for on the same basis as a defined contribution scheme. As a proportion of the total contributions into the Teachers' Pension Scheme during the year ending 31st March 2021, the Council's own contributions equate to approximately 0.25%.

The Council is responsible for the costs of any additional benefits awarded upon early retirement outside of the terms of the teachers' scheme. The Council is not liable to the scheme for any other entities' obligations under the plan.

The Council also pays an employer's contribution of 14.38% (14.38% in 2019/20) to the NHS Pension Scheme, for staff who transferred to the Authority but remain in the NHS scheme. The NHS scheme was previously a defined benefit scheme, with staff benefits linked to their average earnings in the final ten years of employment. From 1st April 2015, it became a career average revalued earnings scheme.

**NOTE 31: PENSION SCHEMES ACCOUNTED FOR AS DEFINED CONTRIBUTION SCHEMES**

Contributions to the scheme for the current and previous years are set-out in the table below:

NOTE 31: Authoritys Contribution	2019/20 £000	2020/21 £000
Authority's contribution to DfE teacher's pension scheme	11,296	13,467
Authority's contribution to NHS pension scheme	82	70

Assuming a 1.5% staff pay award in 2021/22, an estimate of the contributions to be paid in the next financial year would be:

NOTE 31: Estimate of the contributions to be paid in the next financial year	2021/22 £000
Authority's contribution to DfE teacher's pension scheme	13,669
Authority's contribution to NHS pension scheme	71

## **NOTE 32: DEFINED BENEFIT PENSION SCHEMES**

### **Participation in Pension Schemes**

As part of the terms and conditions of employment of its officers, the Council makes contributions towards the cost of post-employment benefits. Although the benefits will be payable in the future, (when employees retire), the Council is required to disclose current payments towards employees' future entitlements.

The Council participates in two post-employment schemes:

- The Local Government Pension Scheme is administered locally by the London Borough of Merton, in accordance with the Local Government Pension Scheme Regulatory Framework 2015/16. This is a defined benefit scheme, whereby both the Council and employees make contributions into a fund. The contributions are calculated with the aim of balancing pension liabilities and investment assets. The benefits payable in respect of service from 1st April 2014 are based on career average revalued earnings, rather than final salary.

The scheme accounts are prepared in accordance with the Code of Practice on Local Authority Accounting in the UK 2020/21, which governs the preparation of financial statements for Local Government Pension Scheme funds.

- Discretionary post-retirement benefits to fund early retirement. This is an unfunded defined benefit arrangement. Liabilities are recognised when awards are made but there is no accompanying investment built-up to meet these pension liabilities, so cash has to be generated to meet actual pension payments as they fall due.

### **Transactions relating to Post-Employment Benefits**

The following transactions have been made in the Comprehensive Income and Expenditure Statement and the General Fund Balance via the Movement in Reserves Statement during the year.

The cumulative remeasurement of the net defined benefit liability/asset recognised in the Comprehensive Income and Expenditure Statement is a loss of £44.687m (£82.198m gain in 2019/20).

## NOTE 32: DEFINED BENEFIT PENSION SCHEMES

NOTE 32: Local Government Pensions Scheme	2019/20	2020/21
Transactions	£000	£000
<b>Comprehensive Income and Expenditure Statement</b>		
<b>Cost of Services:</b>		
Service Cost	32,452	20,988
Administration	652	781
Finance and Investment Income and Expenditure		
Net interest on defined liability	8,018	5,963
<b>Total Post Employment Benefit Charged to the Surplus or Deficit on the Provision of Services</b>	<b>41,122</b>	<b>27,732</b>
Other Post Employment Benefit Charged to the Comprehensive Income and Expenditure Statement		
Remeasurements of the net defined benefit liability/asset	(82,198)	44,687
<b>Total Post Employment Benefit Charged to the Comprehensive Income and Expenditure Statement</b>	<b>(41,076)</b>	<b>72,419</b>
<b>Movement in Reserves Statement:</b>		
Reversal of net charges made to the Surplus or Deficit for the Provision of Services for post-employment benefits in accordance with the Code	(41,122)	(27,732)
<b>Actual amount charged against the General Fund Balance for pensions in the year:</b>		
Employers' contributions payable to scheme	17,835	16,528

## NOTE 32: DEFINED BENEFIT PENSION SCHEMES

### Assets and Liabilities in relation to Post-Employment Benefits

Reconciliation of present value of the scheme liabilities (defined benefit obligation):

NOTE 32: Local Government Pensions Scheme Assets and Liabilities	2019/20 £000	2020/21 £000
<b>Opening Defined Benefit Obligation</b>	<b>1,008,244</b>	<b>918,365</b>
Current Service Cost	32,023	30,567
Interest Cost	23,920	21,280
Change in financial assumptions	(89,601)	241,200
Change in demographic assumptions	(42,177)	0
Experience loss/(gain) on defined benefit obligation	9,328	(12,343)
Liabilities extinguished on settlements	(81)	0
Estimated benefits paid net of transfers in	(27,675)	(30,588)
Past service costs including curtailments	461	84
Contributions by Scheme participants	5,554	6,302
Unfunded pension payments	(1,631)	(1,592)
<b>Defined Benefit Obligation at end of period</b>	<b>918,365</b>	<b>1,173,275</b>

## NOTE 32: DEFINED BENEFIT PENSION SCHEMES

Reconciliation of fair value of the scheme (plan) assets:

NOTE 32: Local Government Pensions Scheme Reconciliation of fair value of the scheme (plan) assets:	2019/20 £000	2020/21 £000
<b>Opening fair value of Scheme assets</b>	<b>665,567</b>	<b>634,598</b>
Interest on assets	15,902	15,317
Return on assets less interest	(44,489)	179,644
Other actuarial gains/(losses)	4,236	4,526
Administration expenses	(652)	(781)
Contributions by employer including unfunded	17,835	16,528
Contributions by Scheme participants	5,554	6,302
Estimated benefits paid plus unfunded net of transfers in	(29,306)	(32,180)
Settlement prices received/(paid)	(49)	9,663
<b>Fair value of Scheme assets at end of period</b>	<b>634,598</b>	<b>833,617</b>

## NOTE 32: DEFINED BENEFIT PENSION SCHEMES

The expected return on scheme assets is determined by considering the expected returns available on the assets underlying the current investment policy. Expected yields on fixed interest investments are based on gross redemption yields as at the balance sheet date.

Expected returns on equity investments reflect long-term real rates of return experienced in the respective markets. The estimated asset allocation for LBM as at 31st March is as follows:

NOTE 32: Local Government Pensions Scheme LBM asset share - bid value	2019/20		2020/21	
	£000	%	£000	%
Equities	374,618	59%	540,131	65%
Gilts	82,000	13%	68,202	8%
Property	22,318	3%	22,368	3%
Cash	3,324	1%	31,910	4%
Multi Asset Credit	55,081	9%	69,256	8%
Diversified Growth	58,005	9%	67,624	8%
Infrastructure	39,252	6%	33,856	4%
<b>Total</b>	<b>634,598</b>	100%	<b>833,347</b>	100%

The above asset valuations are all based on Level 1 inputs (from the IFRS fair value hierarchy), with the exception of the property, which is valued using Level 1 and Level 2 inputs.



## NOTE 32: DEFINED BENEFIT PENSION SCHEMES

### Scheme History

NOTE 32: Scheme History	2015/16 £000	2016/17 £000	2017/18 £000	2018/19 £000	2019/20 £000	2020/21 £000
Present value of scheme Liabilities						
The Local Government Pension Scheme (LGPS)	(722,265)	(937,022)	(932,840)	(981,934)	(900,477)	(1,155,307)
Unfunded Liabilities	(23,507)	(29,714)	(28,157)	(26,311)	(17,888)	(17,968)
Total Liabilities	(745,772)	(966,736)	(960,997)	(1,008,245)	(918,365)	(1,173,275)
Fair value of assets in the LGPS	482,618	598,628	610,910	665,567	634,598	833,617
Surplus / (Deficit) in the scheme	(263,154)	(368,108)	(350,087)	(342,678)	(283,767)	(339,658)

The liabilities show the underlying commitments that the Council has in the long run to pay retirement benefits. The total liability of £340m has a substantial impact on the net worth of the Council as recorded in the balance sheet. However, the fund was 103% funded and has no deficit as per the 2019 actuarial valuation. Subsequently the Council no longer pays additional employer's contribution to the Fund.

The funding level of the Merton LGPS fund and the Council is annually monitored and is formally calculated every three years by our Actuary. Any future deficit on the local government scheme will be made good by increased contributions over the remaining working life of employees, as assessed by the scheme actuary.

## NOTE 32: DEFINED BENEFIT PENSION SCHEMES

### Basis for Estimating Assets and Liabilities

NOTE 32: Local Government Pensions Scheme		
Basis for Estimating Assets and Liabilities	2019/20	2020/21
<b>Long Term expected rate of return on assets in the scheme:</b>		
<b>Mortality Assumptions</b>		
<b>Longevity at 65 for current pensioners retiring today at 65:</b>		
Men	21.4	21.5
Women	24.0	24.1
<b>Longevity at 65 for future pensioners retiring in 20 years at 65:</b>		
Men	22.8	22.9
Women	25.5	25.6
	%	%
<b>Rate of Inflation</b>	2.35	2.00
<b>Rate of increase in salaries</b>	2.90	3.80
<b>Rate of increase in pensions</b>	1.90	2.80
<b>Rate for discounting scheme liabilities</b>	2.35	2.00
<b>Take up option to convert annual pension into retirement lump sum</b>	50	50

The current estimate of the duration of the Council's liabilities is 20 years. The following assumptions have also been made:

- Members will retire at one retirement age for all tranches of benefit, which will be the pension weighted average tranche retirement age.
- 10% of active members will take up the option under the new LGPS to pay 50% of contributions for 50% of benefits.

## NOTE 32: DEFINED BENEFIT PENSION SCHEMES

### Sensitivity Analysis

A sensitivity analysis on the major assumptions used in calculating the Fund liabilities is shown in the following table.

NOTE 32: Local Government Pensions Scheme			
Sensitivity Analysis	£000	£000	£000
<b>Adjustment to discount rate</b>	0.1%	0.0%	-0.1%
Present value of total obligation	1,150,921	1,173,275	1,196,086
Projected service cost	44,159	45,640	47,165
<b>Adjustment to long term salary increase</b>	0.1%	0.0%	-0.1%
Present value of total obligation	1,175,009	1,173,275	1,171,553
Projected service cost	45,664	45,640	45,615
<b>Adjustment to pension increases and deferred revaluation</b>	0.1%	0.0%	-0.1%
Present value of total obligation	1,194,150	1,173,275	1,152,794
Projected service cost	47,150	45,640	44,173
<b>Adjustment to mortality age rating assumption</b>	+1 Year	None	-1 Year
Present value of total obligation	1,227,666	1,173,275	1,121,439
Projected service cost	47,556	45,640	43,792

## NOTE 32: DEFINED BENEFIT PENSION SCHEMES

### Estimation of Contributions to be paid in 2021/22

The table below shows the estimated contributions to be paid to the plan during 2021/22, assuming a 2% staff pay award.

NOTE 32: DEFINED BENEFIT PENSION SCHEMES Estimation of Contributions to be paid next year	2019/20 Actual £000	2020/21 Actual £000	2021/22 Estimated £000
Employers contributions - normal	12,341	14,130	14,796
Employers Additional Funding (Deficit Funding)	3,552	0	0
Employers Additional Funding (Pension Strain)	212	112	116
Employees contributions	5,479	6,046	6,576
<b>Total</b>	<b>21,584</b>	<b>20,288</b>	<b>21,488</b>

### Associated Risks

Participating in a defined benefit pension scheme means that the Council is exposed to a number of risks:

- Investment risk. The Fund holds investment in asset classes, such as equities, which have volatile market values and while these assets are expected to provide real returns over the long-term, the short-term volatility can cause additional funding to be required if a deficit emerges.
- Interest rate risk. The Fund's liabilities are assessed using market yields on high quality corporate bonds to discount the liabilities. As the Fund holds assets such as equities the value of the assets and liabilities may not move in the same way.
- Inflation risk. All of the benefits under the Fund are linked to inflation and so deficits may emerge to the extent that the assets are not linked to inflation.
- Longevity risk. In the event that the members live longer than assumed a deficit will emerge in the Fund. There are also other demographic risks.

## **NOTE 32: DEFINED BENEFIT PENSION SCHEMES**

In addition, as many unrelated employers participate in the London Borough of Merton Pension Fund, there is an orphan liability risk where employers leave the Fund but with insufficient assets to cover their pension obligations so that the difference may fall on the remaining employers.

All of the risks above may also benefit the Council e.g. higher than expected investment returns or employers leaving the Fund with excess assets which eventually get inherited by the remaining employers.

## OTHER DISCLOSURE NOTES

### NOTE 33: EVENTS AFTER BALANCE SHEET DATE

Events after the Balance Sheet Date are those events, both favourable and unfavourable, that occur between the end of the financial year and the date when the Statement of Accounts is authorised for issue. There are potentially two types of events:

- If they provide evidence of conditions that existed at the end of the reporting period, the Statement of Accounts is amended to reflect these events;
- If they are indicative of conditions that arose after the reporting period, the Statement of Accounts is not amended. If, however, an event would have a material effect, a disclosure is made in the notes to the accounts, outlining the event and its estimated financial effect.

Any event taking place after the accounts are authorised for issue is not reflected in the Statement of Accounts.

There are no non-adjusting events after the balance sheet date.

## NOTE 34: INTEREST IN SUBSIDIARIES & JOINT VENTURES

### Subsidiaries

#### **CHAS 2013 Ltd**

CHAS 2013 Ltd provides businesses with health and safety pre-qualification assessments to nationally recognised standards.

#### Governance Arrangements

CHAS 2013 Ltd is a wholly owned subsidiary of LB Merton, based in the Council's offices at the Civic Centre in Morden. LBM's Director of Environment & Regeneration chairs its board of directors.

#### Trading Arrangements with London Borough of Merton

In 2020/21, CHAS 2013 Ltd's total comprehensive income was £0.837m (£3.45m in 2019/20). Dividends received by LBM from CHAS 2013 Ltd are recognised within the Authority's comprehensive income and expenditure statement (CIES). In 2020/21, £1.722 dividend income was recognised (£1.16m in 2019/20).

Separate from any dividends, CHAS 2013 Ltd also makes an annual licence fee payment to LBM, for use of intellectual property owned by the Authority. In 2020/21, the licence fee was £0.240m (2019/20 £0.5m), which has been recognised within financing and investment income and expenditure in the CIES.

#### Group Accounting

LBM's investment in CHAS 2013 Ltd is recognised and measured at cost in the Council's balance sheet. LBM is exposed to variable returns from CHAS 2013 Ltd.

At the year end, the intercompany balance of £0.396m was owed by CHAS to LBM (2019/20 £2.93m was due from LBM to CHAS 2013 Ltd)

#### Company Accounts

Audited abbreviated accounts of CHAS 2013 Ltd (company number: 08466203) are filed with Companies House and available on request from:

London Borough of Merton  
Civic Centre  
London Road  
Morden  
SM4 5DX

LB Merton have prepared group accounts consolidating CHAS 2013 Ltd.

## NOTE 34: INTEREST IN SUBSIDIARIES & JOINT VENTURES

### Merantun Development Ltd (MDL)

#### Governance Arrangements

Merantun Development Ltd is a wholly owned subsidiary of LB Merton, based in the Council's offices at the Civic Centre in Morden. Its board of directors is chaired by senior officers within LBM. The company was incorporated on the 5th August 2017 with the aim of developing housing and commercial property for market rent. LBM supplied working capital for the development

#### Decision to Cease Trading and Wind-up company

At their meeting in December 2020 the MDL Board reviewed their Business Plan and determined that, in the light of increasing costs and a reduction in anticipated return, the project was no longer financially viable. The Board resolved to cease trading and wind up the company. Land that had gained planning permission, remained in the ownership of the Council and was not transferred to Merantun.

Full details of the review are available at

<https://democracy.merton.gov.uk/documents/g3932/Printed%20minutes%20Monday%2021-Dec-2020%2019.15%20Merantun%20Development%20Limited%20Sub-Committee.pdf?T=1>

The company has now ceased to trade and will be wound up at Companies House in 2021/22.

#### Trading Arrangements with London Borough of Merton

During 2020/21 the subsidiary made a loss of £0.185m (£1.525m loss in 2019/2020). A payment of £111k was made to Merantun Ltd during 2020/21. At the year end, the intercompany balance due from Merantun Development Ltd to LBM was £nil (2019/20: £nil). No land transfers had been made.

#### Group Accounting

LBM's investment in Merantun Development Ltd is recognised and measured at cost in the Council's balance sheet. The equity investment in Merantun (£2.161m) was written down to nil at 31 March 2021.

Merantun Development Ltd has been consolidated into the Group Financial Statements from 1 April 2018.

#### Accounts

Audited abbreviated accounts of Merantun Development Ltd (company number: 10907028) are filed with Companies House and available on request from:

London Borough of Merton  
Civic Centre  
London Road  
Morden  
SM4 5DX



## **NOTE 34: INTEREST IN SUBSIDIARIES & JOINT VENTURES**

### **Joint Venture**

The Merton and Sutton Joint Cemetery Board (MSJCB) oversees the Merton and Sutton Joint Cemetery, which is situated on Garth Road in Morden.

#### Governance Arrangements

MSJCB is jointly controlled by the London Boroughs of Merton and Sutton. Any cash balance belonging to MSJCB is held by LB Merton in its single entity Balance Sheet, with a corresponding creditor to reflect the sum owed to MSJCB. At 31/03/2021, including cash held and loans to MSJCB, there was a net creditor balance of £359k (net creditor balance of £282k at 31/03/2020).

#### Group Accounting

On the grounds of materiality, MSJCB has not been consolidated in the LB Merton group accounts.

#### Accounts

Audited accounts of MSJCB are available on request from:  
London Borough of Merton  
Civic Centre London Road Morden, SM4 5DX

## NOTE 35: TRADING OPERATIONS

The Council has established trading units where the service is required to operate in a commercial environment and balance its budget by generating income from other parts of the Council or from other organisations. A brief description is given below:

1. Printing and Graphic Design: design and printing of official documents.
2. Translation Services: provides translation and interpreting services.
3. Transport: recharged income and expenditure for service department vehicles

<b>NOTE 35: TRADING OPERATIONS</b>		<b>2019/20</b>	<b>2020/21</b>
<b>Included within Financing and Investment Income and Expenditure</b>		<b>£000</b>	<b>£000</b>
Printing and Graphic Design	Turnover	(88)	(13)
	Expenditure	67	14
<b>Deficit/(surplus)</b>		<b>(21)</b>	<b>1</b>
Translation Services	Turnover	(162)	(23)
	Expenditure	119	25
<b>Deficit/(surplus)</b>		<b>(43)</b>	<b>2</b>
Transport	Turnover	(162)	(85)
	Expenditure	278	25
<b>Deficit/(surplus)</b>		<b>116</b>	<b>(60)</b>
<b>All trading operations</b>		<b>2019/20</b>	<b>2020/21</b>
		<b>£000</b>	<b>£000</b>
Turnover		(412)	(121)
Expenditure		464	64
<b>Total</b>	<b>Deficit/(surplus)</b>	<b>52</b>	<b>(57)</b>

## NOTE 36: INVENTORIES

The stock balance of £1k in 2020/21 represents the complete stock relating to the Partnership Agreement with the Merton Clinical Commissioning Group and Integrated Community Equipment Services (ICES).

NOTE 36: INVENTORIES	Consumable Stores	
	2019/20 £000	2020/21 £000
<b>Balance outstanding at the start of the year</b>	1	1
Purchases	1,249	1,559
Recognised as an expense in the year	(1,249)	(1,559)
<b>Balance outstanding at year-end</b>	<b>1</b>	<b>1</b>

## NOTE 37: POOLED BUDGETS – Partnership – Section 75

### Community Equipment Services

During 2020/21 the Council has continued to host a Partnership Agreement with the Merton Clinical Commissioning Group, under Section 75 of the National Health Service Act 2006, to provide integrated community equipment services (ICES). This includes the continued operation of the pooled funds in respect of these services.

NOTE 37: POOLED BUDGETS	Total	Total
POOLED FUND FOR COMMUNITY EQUIPMENT SERVICES IN MERTON	2019/20	2020/21
MEMORANDUM ACCOUNT	£000	£000
<b>INCOME</b>		
<b>PARTNERS' CONTRIBUTIONS</b>		
<b>Brought forward</b>	<b>0</b>	<b>0</b>
LB Merton	385	353
Merton CCG	364	565
Additional From LB Merton (BCF Contribution)	530	647
<b>TOTAL CONTRIBUTIONS</b>	<b>1,279</b>	<b>1,565</b>
<b>EXPENDITURE</b>		
Community Equipment Services	1,273	1,559
Stock Adjustment	0	0
Management & Support Costs	6	6
<b>TOTAL EXPENDITURE</b>	<b>1,279</b>	<b>1,565</b>
<b>NET (UNDER) / OVERSPEND CARRIED FORWARD</b>	<b>0</b>	<b>0</b>

## NOTE 37: POOLED BUDGETS – Partnership – Section 75

### Better Care Fund

The Better Care Fund (BCF) is a major policy initiative between local authorities, clinical commissioning groups and NHS providers. Its primary aim is to drive closer integration of care services and to improve outcomes for patients, service users and carers.

The CCG receives the full BCF allocation from NHS England, then transfers a proportion into a pooled fund, hosted by the Council, to be spent on services. The Council makes a £1 contribution to the pool. The gross income and expenditure of the partnership is shown in the following table. As per accounting standards, the Council records only its £1 share of the pooled funds as expenditure in its Comprehensive Income and Expenditure Statement (CIES). The CCG's contribution, therefore, is not recognised in the Council's CIES.

Better Care Fund Pooled Budget - Income and Expenditure	2019/20	2020/21
	£000	£000
<b>INCOME</b>		
Merton CCG contribution to pool	(5,759)	(6,326)
LBM contribution to pool	0	0
<b>Total contributions</b>	<b>(5,759)</b>	<b>(6,326)</b>
<b>Expenditure</b>		
Integrated Locality Teams	831	831
Seven Day Working	505	528
Community Equipment and Adaptions	530	647
Protecting and Modernising Social Care	3,692	3,692
Investing in Integration Infrastructure	149	149
Developing Personal and Health Care Budgets	52	52
New Initiative	0	427
<b>Total revenue expenditure</b>	<b>5,759</b>	<b>6,326</b>

## OTHER DISCLOSURE NOTES

### NOTE 38: EXTERNAL AUDIT COSTS

The Council has incurred the following costs in relation to the audit of the Statement of Accounts, certification of grant claims and assurance of the Teachers Pensions End of Year Certificate, provided by the Council's external auditors:

<b>NOTE 38: EXTERNAL AUDIT COSTS</b>	<b>2019/20 £000</b>	<b>2020/21 £000</b>
Fees payable to the External Auditor with regard to audit services carried out by the appointed auditor for the year	149	110
Fees payable to the External Auditor for other services provided in year (Teachers Pensions and Housing Benefit audits)	62	119
<b>Total</b>	<b>211</b>	<b>229</b>
The 2020/21 figures include expenditure for audit services and non-audit services relating to previous years. The audits of these financial years were still open during this financial year.		

## NOTE 39: ON-STREET PARKING ACCOUNT

On Street Parking: The Council maintains a memorandum account in respect of on street parking to show how the income from it is spent. In 2020/21 the Council made a surplus of £6.492m (£10.157m in 2019/20), which was applied notionally as a contribution to concessionary fares in the Community and Housing budget, the cost of which was £8.982m in 2020/21. The contribution was less than the full cost of concessionary fares.

NOTE 39: On-Street Parking Account	2019/20				2020/21			
	Parking £000	Bus Lanes £000	Moving Traffic Violations £000	Total £000	Parking £000	Bus Lanes £000	Moving Traffic Violations £000	Total £000
<b>Income</b>								
Penalty Charge Notices	(3,720)	(1,157)	(3,389)	(8,266)	(2,395)	(563)	(1,889)	(4,847)
Parking Permits	(3,566)	0	0	(3,566)	(4,144)	0	0	(4,144)
On-Street Parking Charges	(3,959)	0	0	(3,959)	(3,066)	0	0	(3,066)
Other Income				0				0
<b>Total Income</b>	<b>(11,245)</b>	<b>(1,157)</b>	<b>(3,389)</b>	<b>(15,791)</b>	<b>(9,605)</b>	<b>(563)</b>	<b>(1,889)</b>	<b>(12,057)</b>
<b>Expenditure</b>								
On-Street Parking	1,096	341	999	2,436	1,284	302	1,013	2,598
Parking Management & Planning	241	0	0	241	128	0	0	128
Parking Enforcement	1,331	414	1,212	2,957	1,402	329	1,106	2,838
Contribution to Public Transport Including (Concessionary Fares)	8,577	402	1,178	10,157	6,790	(68)	(230)	6,492
<b>Total Expenditure</b>	<b>11,245</b>	<b>1,157</b>	<b>3,389</b>	<b>15,791</b>	<b>9,605</b>	<b>563</b>	<b>1,889</b>	<b>12,057</b>
<b>NET</b>	<b>0</b>	<b>0</b>	<b>0</b>	<b>0</b>	<b>0</b>	<b>0</b>	<b>0</b>	<b>0</b>

NOTE 39: On-Street Parking Account Memorandum Items	2019/20 £000	Surplus Applied £000	2020/21 £000	Surplus Applied £000
<b>Total Expenditure on:</b>				
Concessionary fares	8,922	8,922	8,982	6,492
Carriageway & Footway Day-to-Day Maintenance	2,017	1,235	2,035	0
Carriageway & Footway Planned Maintenance	3,450	0	2,863	0
<b>Total</b>	<b>14,389</b>	<b>10,157</b>	<b>13,880</b>	<b>6,492</b>

## TECHNICAL ANNEX – NOTE 40 – ACCOUNTING POLICIES

### TECHNICAL ANNEX - ACCOUNTING POLICIES

#### NOTE 40: ACCOUNTING POLICIES

##### **i. General Principles**

The Statement of Accounts summarises the Authority's transactions for the 2020/21 financial year and its position at the year end of 31st March 2021. The Authority is required to prepare an annual Statement of Accounts by The Accounts and Audit (England) Regulations 2015, in accordance with proper accounting practices. These practices primarily comprise the Code of Practice on Local Authority Accounting in the United Kingdom 2020/21, supported by International Financial Reporting Standards (IFRS).

The accounting convention adopted in the Statement of Accounts is principally historical cost, modified by the revaluation of certain categories of non-current assets and financial instruments.

The accounts are prepared on a going concern basis.

##### **ii. Accruals of Income and Expenditure**

Activity is accounted for in the year that it takes place, not simply when cash payments are made or received. In particular:

- Revenue from contracts with service recipients, whether for services or the provision of goods, is recognised when (or as) the goods or services are transferred to the service recipient in accordance with the performance obligations in the contract.
- Supplies are recorded as expenditure when they are consumed – where there is a gap between the date supplies are received and their consumption, they are carried as inventories on the Balance Sheet.
- Expenses in relation to services received (including services provided by employees) are recorded as expenditure when the services are received rather than when payments are made.
- Interest receivable on investments and payable on borrowings is accounted for respectively as income and expenditure on the basis of the effective interest rate for the relevant financial instrument rather than the cash flows fixed or determined by the contract.
- Where income and expenditure have been recognised but cash has not been received or paid, a debtor or creditor for the relevant amount is recorded in the Balance Sheet. Where debts may not be settled, the balance of debtors is written down and a charge made to revenue for the income that might not be collected.

Notwithstanding the accrual principle, some items are recorded as received/paid on the basis that there is no material distortion of the 'true and fair view' concept. These items include:

- a) Housing benefit payments and the related subsidy grant are recorded when the payment to housing benefit recipients are received.



## TECHNICAL ANNEX – NOTE 40 – ACCOUNTING POLICIES

b) Income received from Penalty Charge Notices (PCNs) does not equate to the full recorded value of PCNs issued. This is due to prompt payment discounts, disputed notices and other mitigating circumstances. Consequently, income from PCNs is recognised on a cash basis. This accounting treatment is consistent year-on-year, therefore the revenue impact of not accruing PCN income in the CIES is not material.

c) Trade Waste: Income is accounted for on the basis of cash received in the year by impairing the amount receivable to reduce it to the amount received. The cost of collection is accounted for as equal to the amount received. The overall effect of this policy is to ensure that in any financial year there is no net charge to revenue for the collection of trade waste. The reason for this accounting policy is that the authority is responsible for trade waste collection and must therefore report income and expenditure associated with this activity but it has transferred completely to its contractor, Veolia, the risks relating to the collection of income and of controlling expenditure.

### iii. Cash and Cash Equivalents

Cash and Cash Equivalents are represented by cash in hand and deposits with financial institutions (including Money Market Funds invested for up to 3 months). They are repayable without penalty on notice of not more than 24 hours.

### iv. Prior Period Adjustments, Changes in Accounting Policies and Estimates and Errors

Prior period adjustments may arise as a result of a change in accounting policies or to correct a material error.

Changes in accounting estimates are accounted for prospectively, i.e. in the current and future years affected by the change and do not give rise to a prior period adjustment.

Changes to accounting policies are only made when required by proper accounting practices, or when the change provides more reliable or relevant information about the effect of transactions, other events and conditions on the Authority's financial position or financial performance. Where a change is made, it is applied retrospectively (unless stated otherwise) by adjusting opening balances and comparative amounts for the prior period as if the new policy had always been applied.

Material errors discovered in prior period figures are corrected retrospectively by amending opening balances and comparative amounts for the prior period.

### v. Charges to Revenue for Non-Current Assets

Services, support services and trading accounts are debited with the following amounts to record the cost of holding non-current assets during the year:

- depreciation attributable to the assets used by the relevant service;

## TECHNICAL ANNEX – NOTE 40 – ACCOUNTING POLICIES

- revaluation and impairment losses on assets used by the service where there are no accumulated gains in the Revaluation Reserve against which the losses can be written off;
- amortisation of intangible non-current assets attributable to the service.

The Authority is not required to raise Council Tax to fund depreciation, revaluation and impairment losses or amortisations. However, it is required to make an annual contribution from revenue towards the reduction in its overall borrowing requirement equal to an amount calculated on a prudent basis determined by the Authority in accordance with statutory guidance. Depreciation, revaluation and impairment losses and amortisations are therefore replaced by the Minimum Revenue Provision (MRP) in the General Fund Balance, by way of an adjusting transaction with the Capital Adjustment Account in the Movement in Reserves Statement for the difference between the two.

### vi. Council Tax and Non-Domestic Rates (NDR)

Billing authorities act as agents, collecting Council Tax and Non-domestic rates (NDR) on behalf of the major preceptors (including government for NDR) and, as principals, collecting Council Tax and NDR for themselves. Billing authorities are required by statute to maintain a separate fund (i.e. the Collection Fund) for the collection and distribution of amounts due in respect of Council Tax and NDR. Under the legislative framework for the Collection Fund, billing authorities, major preceptors and central government share proportionately the risks and rewards that the amount of Council Tax and NDR collected could be less or more than predicted.

### Accounting for Council Tax and NDR

The Council Tax and NDR income included in the Comprehensive Income and Expenditure Statement (CIES) is the Authority's share of accrued income for the year. However, regulations determine the amount of Council Tax and NDR that must be included in the Authority's General Fund. Therefore, the difference between the income included in the CIES and the amount required by regulation to be credited to the General Fund is taken to the Collection Fund Adjustment Account and included as a reconciling item in the Movement in Reserves Statement.

The Balance Sheet includes the Authority's share of the end of year balances in respect of Council Tax and NDR relating to arrears, impairment allowances for doubtful debts, overpayments and prepayments and appeals.

Where debtor balances for the above are identified as impaired because of a likelihood arising from a past event that payments due under the statutory arrangements will not be made (fixed or determinable payments) the asset is written down and a charge made to the Financing and Investment Income and Expenditure line in the CIES. The impairment loss is measured as the difference between the carrying amount and the revised future cash flows

### vii. Employee Benefits

#### *Benefits Payable During Employment*

## TECHNICAL ANNEX – NOTE 40 – ACCOUNTING POLICIES

Short-term employee benefits are those due to be settled within 12 months of the year-end. They include benefits such as wages and salaries, paid annual and sick leave and non-monetary benefits in lieu of salary (e.g. childcare vouchers), where material for current employees. They are recognised as an expense for services in the year in which employees render service to the Authority. An accrual is made for the cost of holiday entitlement (or any form of leave, e.g. time off in lieu) earned by employees but not taken before the year-end which employees can carry forward into the next financial year.

The accrual is made at the wage and salary rates applicable in the following accounting year, being the period in which the employee takes the benefit. The accrual is charged to the Surplus of Deficit on the Provision of Services, but then reversed out through the Movement in Reserves Statement to the accumulated absences account so that holiday entitlements are charged to revenue in the financial year in which the holiday absence occurs.

### *Termination Benefits*

Termination benefits are amounts payable as a result of a decision by the Authority to terminate an officer's employment before the normal retirement date or an officer's decision to accept voluntary redundancy. They are charged on an accruals basis to the individual services, within the Cost of Services line in the CIES when the Authority is demonstrably committed to the termination of the employment or has made an offer to encourage voluntary redundancy.

Where termination benefits involve the enhancement of pensions, statutory provisions require the General Fund Balance to be charged with the amount payable by the Authority to the pension fund or pensioner in the year, not the amount calculated according to the relevant accounting standards. In the Movement in Reserves Statement, appropriations are required to and from the Pensions Reserve to remove the notional debits and credits for pension enhancement termination benefits and replace them with debits for the cash paid to the pension fund and pensioners and any such amounts payable but unpaid at the year-end.

### *Post-employment Benefits*

Employees of the Authority are members of the following separate pension schemes:

- The Teachers' Pension Scheme, administered by Capita Teachers' Pensions on behalf of the Department for Education (DfE).
- The National Health Service Pension Scheme, administered by NHS Pensions.
- The Local Government Pensions Scheme, administered by the London Borough of Wandsworth.

All schemes provide defined benefits to members (retirement lump sums and pensions), earned as employees worked for the Authority.

However, the arrangements for the teachers' and NHS schemes mean that liabilities for these benefits cannot ordinarily be identified specifically to the Authority. The schemes are therefore accounted for as if they were defined

## TECHNICAL ANNEX – NOTE 40 – ACCOUNTING POLICIES

contribution schemes and no liability for future payments of benefits is recognised in the Balance Sheet.

### *The Local Government Pension Scheme*

The Local Government Scheme is accounted for as a defined benefits scheme:

The liabilities of the Pension Fund attributable to the Authority are included in the Balance Sheet on an actuarial basis using the projected unit method – i.e. an assessment of the future payments that will be made in relation to retirement benefits earned to date by employees, based on assumptions about mortality rates, employee turnover rates, etc., and projected earnings for current employees.

Liabilities are discounted to their value at current prices, using a discount rate that is in accordance with actuarial guidance.

The assets of the Pension Fund attributable to the Authority are measured at fair value:

- quoted securities: current bid price
- unquoted securities: professional estimate
- unitised securities: current bid price
- property: market value

The change in the net pensions liability is analysed into the following components:

Service cost comprising:

- current service cost – the increase in liabilities as a result of years of service earned this year – allocated in the CIES to the services for which the employees worked
- past service cost – the increase in liabilities as a result of a scheme amendment or curtailment whose effect relates to years of service earned in earlier years – debited to the Surplus or Deficit on the Provision of Services in the CIES as part of *Corporate Services segment*.
- net interest on the net defined benefit liability (asset), i.e. net interest expense for the Authority – the change during the period in the net defined benefit liability (asset) that arises from the passage of time charged to the Financing and Investment Income and Expenditure line of the CIES – this is calculated by applying the discount rate used to measure the defined benefit obligation at the beginning of the period to the net defined benefit liability (asset) at the beginning of the period – taking into account any changes in the net defined benefit liability (asset) during the period as a result of contribution and benefit payments.

Remeasurements comprising:

- the return on plan assets – excluding amounts included in net interest on the net defined benefit liability (asset) – charged to the Pensions Reserve as Other Comprehensive Income and Expenditure;
- actuarial gains and losses – changes in the net pensions liability that arise because events have not coincided with assumptions made at the last actuarial valuation or because the actuaries have updated their assumptions –

## TECHNICAL ANNEX – NOTE 40 – ACCOUNTING POLICIES

charged to the Pensions Reserve as Other Comprehensive Income and Expenditure.

Contributions paid to the Pension Fund:

- Cash paid as employer's contributions to the pension fund in settlement of liabilities; not accounted for as an expense.

In relation to retirement benefits, statutory provisions require the General Fund Balance to be charged with the amount payable by the Authority to the pension fund or directly to pensioners in the year, not the amount calculated according to the relevant accounting standards. In the Movement in Reserves Statement, this means that there are transfers to and from the Pensions Reserve to remove the notional debits and credits for retirement benefits and replace them with debits for the cash paid to the pension fund and pensioners and any such amounts payable but unpaid at the year-end. The negative balance that arises on the Pensions Reserve thereby measures the beneficial impact to the General Fund of being required to account for retirement benefits on the basis of cash flows rather than as benefits are earned by employees.

### *Discretionary Benefits*

The Authority also has restricted powers to make discretionary awards of retirement benefits in the event of early retirements. Any liabilities estimated to arise as a result of an award to any member of staff (including teachers) are accrued in the year of the decision to make the award and accounted for using the same policies as are applied to the Local Government Pension Scheme.

### **viii. Events After Balance Sheet Date**

Events after the Balance Sheet date are those events, both favourable and unfavourable, that occur between the end of the reporting period and the date when the Statement of Accounts is authorised for issue. Two types of events can be identified:

- those that provide evidence of conditions that existed at the end of the reporting period - the Statement of Accounts is adjusted to reflect such events;
- those that are indicative of conditions that arose after the reporting period - the Statement of Accounts is not adjusted to reflect such events, but where a category of events would have a material effect, disclosure is made in the notes of the nature of the events and their estimated financial effect.

Events taking place after the date of authorisation for issue are not reflected in the Statement of Accounts.

### **ix. Financial Instruments**

#### *Financial Liabilities*

Financial liabilities are recognised on the Balance Sheet when the Authority becomes a party to the contractual provisions of a financial instrument and are

## TECHNICAL ANNEX – NOTE 40 – ACCOUNTING POLICIES

initially measured at fair value and are carried at their amortised cost. Annual charges to the Financing and Investment Income and Expenditure line in the CIES for interest payable are based on the carrying amount of the liability, multiplied by the effective rate of interest for the instrument. The effective interest rate is the rate that exactly discounts estimated future cash payments over the life of the instrument to the amount at which it was originally recognised.

Where financial instruments are identified as impaired because of a likelihood arising from a past event that amounts due under the contract will not be made, the asset is written down and a charge made to the relevant service.

For most of the borrowings that the Authority has, this means that the amount presented in the Balance Sheet is the outstanding principal repayable (plus accrued interest); and interest charged to the Comprehensive Income and Expenditure Account is the amount payable for the year according to the loan agreement.

### Financial Assets

Financial assets are classified based on a classification and measurement approach that reflects the business model for holding the financial assets and their cashflow characteristics. There are three main classes of financial assets measured at:

- amortised cost;
- fair value through profit or loss (FVPL); and
- fair value through other comprehensive income (FVOCI)

The Authority's business model is to hold investments to collect contractual cash flows. Financial assets are therefore classified as amortised cost, except for those whose contractual payments are not solely payment of principal and interest (i.e. where the cash flows do not take the form of a basic debt instrument).

### Financial Assets Measured at Amortised Cost

Financial assets measured at amortised cost are recognised on the Balance Sheet when the Authority becomes a party to the contractual provisions of a financial instrument and are initially measured at fair value. They are subsequently measured at their amortised cost. Annual credits to the Financing and Investment Income and Expenditure line in the CIES (CIES) for interest receivable are based on the carrying amount of the asset multiplied by the effective rate of interest for the instrument. For most of the financial assets held by the Authority, this means that the interest presented in the Balance Sheet is the outstanding principal receivable (plus accrued interest) and interest credited to the CIES is the amount receivable for the year in the loan agreement.

Any gains and losses that arise on the derecognition of an asset are credited or debited to the Financing and Investment Income and Expenditure line in the CIES.

### Expected Credit Loss Model

The Authority recognises expected credit losses on all of its financial assets held at amortised cost (or where relevant FVOCI), either on a 12-month or lifetime basis. The expected credit loss model also applies to lease receivables and contract

## TECHNICAL ANNEX – NOTE 40 – ACCOUNTING POLICIES

assets. Only lifetime losses are recognised for trade receivables (debtors) held by the Authority.

Impairment losses are calculated to reflect the expectation that the future cash flows might not take place because the borrower could default on their obligations. Credit risk plays a crucial part in assessing losses. Where risk has increased significantly since an instrument was initially recognised, losses are assessed on a lifetime basis. Where risk has not increased significantly or remains low, losses are assessed on the basis of 12-month expected losses.

### Financial Assets Measured at Fair Value through Profit or Loss (FVPL)

Financial assets that are measured at FVPL are recognised on the Balance Sheet when the Authority becomes a party to the contractual provisions of a financial instrument and are initially measured and carried at fair value. Fair value gains and losses are recognised as they arrive in the Surplus or Deficit on the Provision of Services.

The fair value measurements of the financial assets are based on the following techniques:

- instruments with quoted market prices – the market price;
- other instruments with fixed and determinable payments – discounted cash flow analysis.

The inputs to the measurement techniques are categorised in accordance with the following three levels:

- Level 1 inputs – quoted prices (unadjusted) in active markets for identical assets that the Authority can access at the measurement date.
- Level 2 inputs – inputs other than quoted prices included within Level 1 that are observable for the asset, either directly or indirectly.
- Level 3 inputs – unobservable inputs for the asset.

Any gains and losses that arise on the derecognition of the asset are credited or debited to the Financing and Investment Income and Expenditure line in the CIES.

### **x. Government Grants and Contributions**

Whether paid on account, by instalments or in arrears, revenue grants and third party contributions and donations are recognised as due to the Authority when there is reasonable assurance that:

- the Authority will comply with the conditions attached to the payments, and
- the revenue grants or contributions will be received.

Amounts recognised as due to the Authority are not credited to the CIES until conditions attached to the grant or contribution have been satisfied. Conditions are stipulations that specify that the future economic benefits or service potential embodied in the asset in the form of the revenue grant or contribution are required

## TECHNICAL ANNEX – NOTE 40 – ACCOUNTING POLICIES

to be consumed by the recipient as specified, or future economic benefits or service potential must be returned to the transferor.

Sums advanced as revenue grants and contributions for which conditions have not been satisfied and are unlikely to be satisfied are carried in the Balance Sheet as creditors. Where conditions are not satisfied but are expected to be met, these are classified as Receipts in Advance. When conditions are satisfied, the revenue grant or contribution is credited to the relevant service line (attributable revenue grants and contributions) or Taxation and Non-specific Grant Income (non-ring-fenced revenue grants and all capital grants) in the CIES.

Where capital grants are credited to the CIES, they are reversed out of the General Fund Balance in the Movement in Reserves Statement. Where the grants have yet to be used to finance capital expenditure, they are posted to the Capital Grants Unapplied reserve. Where they have been applied, they are posted to the Capital Adjustment Account. Amounts in the Capital Grants Unapplied reserve are transferred to the Capital Adjustment Account once they have been applied to fund capital expenditure.

### *Business Improvement Districts*

A Business Improvement District (BID) is a precisely defined area within the local Authority's boundaries within which the businesses have voted to invest collectively in local improvements to enhance their trading environment. The Authority has 3 BIDS (Wimbledon, Willow Lane and South Wimbledon Business Area).

### *Community Infrastructure Levy*

The Authority has elected to charge a Community Infrastructure Levy (CIL). The levy will be charged on new builds (chargeable developments for the Authority) with appropriate planning consent. The Authority charges for and collects the levy, which is a planning charge. The income from the levy will be used to fund a number of infrastructure projects (these include transport, flood defences and schools) to support the development of the area. CIL is received without outstanding conditions; it is therefore recognised at the commencement date of the chargeable development in the CIES in accordance with the accounting policy for government grants and contributions set out above. CIL charges will be largely used to fund capital expenditure and held in the Capital Grants Unapplied Account until used. However, a small proportion of the charges may be used to fund revenue expenditure.

## **xi. Heritage Assets**

Heritage assets are those assets that are intended to be preserved in trust for future generations because of their cultural, environmental or historical associations. They are held by the Authority in pursuit of its overall objectives in relation to the maintenance of heritage. The majority of the Authority's heritage assets are held in the Civic Centre, with a number of paintings of minor value held in the Authority's libraries around the borough. Heritage assets are measured at valuation in accordance with FRS30 but where it is not possible to obtain a valuation at a cost which is commensurate with the benefit to the users of the financial statements, heritage assets are measured at historical cost (less any depreciation, amortisation



## TECHNICAL ANNEX – NOTE 40 – ACCOUNTING POLICIES

and impairment). Depreciation or amortisation is not required on assets with indefinite lives.

### **xii. Intangible Assets**

Expenditure on non-monetary assets that do not have physical substance but are controlled by the Authority as a result of past events (e.g. software licences) is capitalised when it is expected that future economic benefits or service potential will flow from the intangible asset to the Authority.

Internally generated assets are capitalised where it can be demonstrated that the project is technically feasible and is intended to be completed (with adequate resources being available) and the Authority will be able to generate future economic benefits or deliver service potential by being able to sell or use the asset. Expenditure is capitalised where it can be measured reliably as attributable to the asset and is restricted to that incurred during the development phase. Research expenditure cannot be capitalised. Expenditure on the development of websites is not capitalised if the website is solely or primarily intended to promote or advertise the Authority's goods or services.

Intangible assets are measured initially at cost. Amounts are only revalued where the fair value of the assets held by the Authority can be determined by reference to an active market. In practice, no intangible asset held by the Authority meets this criterion, and they are therefore carried at amortised cost. The depreciable amount of an intangible asset is amortised over its useful life to the relevant service line(s) in the CIES. An asset is tested for impairment whenever there is an indication that the asset might be impaired – any losses recognised are posted to the relevant service line(s) in the CIES.

Where expenditure on intangible assets qualifies as capital expenditure for statutory purposes, amortisation, impairment losses and disposal gains and losses are not permitted to have an impact on the General Fund Balance. The gains and losses are therefore reversed out of the General Fund Balance in the Movement in Reserves Statement and posted to the Capital Adjustment Account and (for any sale proceeds greater than £10,000) the Capital Receipts Reserve.

Any gain or loss arising on the disposal or abandonment of an intangible asset is posted to the Other Operating Expenditure line in the CIES.

### **xiii. Interest in Subsidiaries and Other Entities**

The authority has material interests in companies and other entities that have the nature of subsidiaries, associates and joint ventures and require it to prepare group accounts. In the authority's own single-entity accounts, the interests in companies and other entities are recorded as financial assets at cost, less any provision for losses.

## TECHNICAL ANNEX – NOTE 40 – ACCOUNTING POLICIES

The Authority has reviewed its relationships with companies and external organisations in accordance with the Code guidelines.

The Authority has two subsidiaries (CHAS and Merantun) and one joint venture (Merton and Sutton Joint Cemetery Board - MSJCB). Details of the subsidiaries and joint ventures are disclosed in Note 34.

### **xiv. Inventories and Long Term Contracts**

Inventories are included in the Balance Sheet at the lower of cost and net realisable value. The cost of inventories is assigned using the [FIFO/weighted average] costing formula.

Long-term contracts are accounted for on the basis of charging the surplus or deficit on the provision of services with the consideration allocated to the performance obligations satisfied based on the goods or services transferred to the service recipient during the financial year. The inventory balance is the Authority and the Merton Clinical Commissioning Group's shared value of the aids and adaptations stock owned by the Pooled Account. The stock is maintained in partnership with Croydon Integrated Procurement Hub (IPH). Inventories are measured at the lower of cost and current replacement cost.

### **xv. Jointly Controlled Operations**

Jointly controlled operations are activities undertaken by the Authority in conjunction with other venturers that involve the use of the assets and resources of the venturers rather than the establishment of a separate entity. The Authority recognises on its Balance Sheet the assets that it controls and the liabilities that it incurs and debits and credits the CIES with the expenditure it incurs and the share of income it earns from the activity of the operation. These arrangements include: -

South London Waste Partnership (SLWP): the SLWP is a joint operation with the LB Croydon, LB Sutton and RB Kingston for the collection of and disposal of waste. LB Croydon and RB Kingston recharge the Authority for its share of the cost and this is accounted for as part of the Environment and Regeneration Department in the Comprehensive Income and Expenditure Account. The SLWP is managed by a joint committee of officers which cannot contract on its own behalf but must do so through one of the participating boroughs.

The Authority has also outsourced the maintenance of its parks and open spaces to a company called Idverde (IDV) in February 2017. The contract includes LB Merton and LB Sutton, but the contract is held by LB Croydon. IDV invoice LB Croydon who then recharge LB Merton and LB Sutton for their share of costs and this is accounted for as part of the Environment and Regeneration Department in the Comprehensive Income and Expenditure Account.

Shared Internal Audit Service: LB Richmond hosts the service, which provides the internal audit function for LB Merton, RB Kingston, LB Wandsworth and LB Sutton. Each Authority makes a financial contribution to LB Richmond. This contribution is accounted for as part of the Corporate Services Department in the CIES; there are no balance sheet implications. A shared service board with senior representatives

## TECHNICAL ANNEX – NOTE 40 – ACCOUNTING POLICIES

from each council oversees the delivery of the service and arrangements between the boroughs.

South London Legal Partnership: this is a cost-sharing arrangement with the LB Richmond, LB Sutton, RB Kingston and LB Wandsworth. Merton administers the service and recharges the other authorities with their share of the cost. The charges to Merton are accounted for in the relevant service lines of the CIES. The balance sheet reflects the amount of any debtor or creditor balances between the partners.

Pooled Budget for Community Equipment Services: this is a cost-sharing arrangement with the Merton Clinical Commissioning Group (CCG). The Authority's contribution is accounted for in the Community & Housing line in the CIES. The Balance Sheet contains the value of the pooled aids and adaptations stock.

Better Care Fund: The Authority hosts a pooled budget, under Section 75 of the National Health Service Act 2006, with Merton Clinical Commissioning Group (CCG) in respect of the Better Care Fund. The CCG receives the allocation from the Department of Health. The CCG then appropriates a proportion to the pooled budget to spend on services. Income and expenditure relating to the Authority's contribution to the pooled budget is reported within the Community & Housing line in the CIES.

Mental Health Service: This is a delegated Section 75 budget hosted by the South West London and St George's Mental Health NHS Trust. This is an arrangement where placement and staff costs are shared across the LB Merton and the NHS in the provision of a Mental Health Service. The share attributable to LB Merton is shown in the Community & Housing line of the CIES; there are no balance sheet implications.

Regulatory Services Partnership (RSP): The RSP administers key public protection services including Environmental Health, Trading Standards, and Licensing. The partnership is based on a cost-sharing arrangement with LB Richmond and LB Wandsworth. Merton administers the service and recharges LB Richmond and LB Wandsworth with their share of costs. The charges for Merton are accounted for in the relevant service lines of the CIES. The balance sheet reflects the amount of any debtor or creditor balances between the partners. The service is governed via Management Board and Joint Regulatory Committee.

### **xvi. Leases**

Leases are classified as finance leases where the terms of the lease transfer substantially all the risks and rewards incidental to ownership of the property, plant or equipment from the lessor to the lessee. All other leases are classified as operating leases.

The key consideration for classifying the Authority's leases are as follows:

- Whether the Present Value of the Minimum Lease Payments amounts to substantially all the fair value of the leased asset.
- The duration of the lease agreement in relation to the anticipated economic useful life of the asset.

## TECHNICAL ANNEX – NOTE 40 – ACCOUNTING POLICIES

- Terms in the lease relating to the transfer (or lack thereof) of risks and rewards in relation to the asset.

Where a lease covers both land and buildings, the land and buildings elements are considered separately for classification. Arrangements that do not have the legal status of a lease but convey a right to use an asset in return for payment are accounted for under this policy where fulfilment of the arrangement is dependent on the use of specific assets.

### **xvi(a) The Authority as Lessee**

#### Finance Leases

Property, Plant and Equipment (PPE) held under finance leases is recognised on the Balance Sheet at the commencement of the lease at its fair value measured at the lease's inception (or the present value of the minimum lease payments, if lower). The asset recognised is matched by a liability for the obligation to pay the lessor. Initial direct costs of the Authority are added to the carrying amount of the asset. Contingent rents are charged as expenses in the periods in which they are incurred. Lease payments are apportioned between:

- a charge for the acquisition of the interest in the PPE – applied to write down the lease liability, and
- a finance charge (debited to the Financing and Investment Income and Expenditure line in the CIES).

Property, Plant and Equipment recognised under finance leases is accounted for using the policies applied generally to such assets, subject to depreciation being charged over the lease term if this is shorter than the asset's estimated useful life (where ownership of the asset does not transfer to the Authority at the end of the lease period).

#### Operating Leases

Rentals paid under operating leases are charged to the CIES as an expense of the services benefitting from use of the leased PPE. Charges are made on a straight-line basis over the life of the lease, even if this does not match the pattern of payments (e.g. there is a rent-free period at the commencement of the lease).

### **xvi(b) The Authority as Lessor**

#### Finance Leases

Where the Authority grants a finance lease over a property or an item of plant or equipment, the relevant asset is written out of the Balance Sheet as a disposal. At the commencement of the lease, the carrying amount of the asset in the Balance Sheet (whether Property, Plant and Equipment or Assets Held for Sale) is written off to the Other Operating Expenditure line in the CIES as part of the gain or loss on disposal. A gain, representing the Authority's net investment in the lease, is credited to the same line in the CIES also as part of the gain or loss on disposal (i.e. netted off against the carrying value of the asset at the time of disposal), matched by a lease (long-term debtor) asset in the Balance Sheet.

## TECHNICAL ANNEX – NOTE 40 – ACCOUNTING POLICIES

Lease rentals receivable are apportioned between:

- a charge for the acquisition of the interest in the property – applied to write down the lease debtor (together with any premiums received), and
- finance income (credited to the Financing and Investment Income and Expenditure line in the CIES).

The gain credited to the CIES on disposal is not permitted by statute to increase the General Fund Balance and is required to be treated as a capital receipt. Where the amount due in relation to the lease asset is to be settled by the payment of rentals in future financial years, this is posted out of the General Fund Balance to the Deferred Capital Receipts Reserve in the Movement in Reserves Statement. When the future rentals are received, the element for the capital receipt for the disposal of the asset is used to write down the lease debtor. At this point, the deferred capital receipts are transferred to the Capital Receipts Reserve.

The written-off value of disposals is not a charge against Council Tax, as the cost of non-current assets is fully provided for under separate arrangements for capital financing. Amounts are therefore appropriated to the Capital Adjustment Account from the General Fund Balance in the Movement in Reserves Statement.

### Operating Leases.

Where the authority grants an operating lease over a property or an item of plant or equipment, the asset is retained in the Balance Sheet. Rental income is credited to the other operating expenditure line in the CIES. Credits are made on a straight-line basis over the life of the lease, even if this does not match the pattern of payments (eg there is a premium paid at the commencement of the lease). Initial direct costs incurred in negotiating and arranging the lease are added to the carrying amount of the relevant asset and charged as an expense over the lease term on the same basis as rental income.

### **xvii. Overhead and Support Services**

The costs of hosted overheads and support services are re-charged to service segments in accordance with the Authority's arrangements for accountability and financial performance. These are not treated as income, but as a reduction of gross expenditure.

### **xviii. Property, Plant and Equipment**

Assets that have physical substance and are held for use in the production or supply of goods or services, for rental to others, or for administrative purposes and that are expected to be used during more than one financial year, are classified as Property, Plant and Equipment (PPE).

### Recognition

Expenditure on the acquisition, creation or enhancement of Property, Plant and Equipment is capitalised on an accruals basis, provided that it is probable that the future economic benefits or service potential associated with the item will flow to the Authority and the cost of the item can be measured reliably. Expenditure that

## **TECHNICAL ANNEX – NOTE 40 – ACCOUNTING POLICIES**

maintains but does not add to an asset's potential to deliver future economic benefits or service potential (e.g. repairs and maintenance) is charged as an expense when it is incurred.

## TECHNICAL ANNEX – NOTE 40 – ACCOUNTING POLICIES

### De Minimis

Capital expenditure of under £10,000 is charged directly to the Comprehensive Income and Expenditure account.

### Measurement

Assets are initially measured at cost, comprising:

- the purchase price;
- any costs attributable to bringing the asset to the location and condition necessary for it to be capable of operating in the manner intended by management;
- the initial estimate of the costs of dismantling and removing the item and restoring the site on which it is located.

The Authority does not capitalise borrowing costs incurred whilst assets are under construction.

Assets are then carried in the Balance Sheet using the following measurement bases:

- infrastructure and assets under construction – depreciated historical cost
- surplus assets – the current value measurement base is fair value, estimated using highest and best use from a market participant's perspective
- all other assets – current value, determined as the amount that would be paid for the asset in its existing use (Existing Use Value – EUV).

Where there is no market-based evidence of current value because of the specialist nature of an asset, Depreciated Replacement Cost (DRC) is used as an estimate of current value.

Where non-property assets have short useful lives or low values (or both), depreciated historical cost basis is used as a proxy for current value.

Assets included in the Balance Sheet at current value are revalued sufficiently regularly to ensure that their carrying amount is not materially different from their current value at the year-end, but as a minimum every five years. Increases in valuations are matched by credits to the Revaluation Reserve to recognise unrealised gains. Exceptionally, gains might be credited to the CIES where they arise from the reversal of a loss previously charged to a service.

Where decreases in value are identified, they are accounted for as follows:

- where there is a balance of revaluation gains for the asset in the Revaluation Reserve, the carrying amount of the asset is written down against that balance (up to the amount of the accumulated gains)
- where there is no balance in the Revaluation Reserve or an insufficient balance, the carrying amount of the asset is written down against the relevant service line(s) in the CIES.

The Revaluation Reserve contains revaluation gains recognised since 1<sup>st</sup> April 2007 only, being the date of its formal implementation. Gains arising before that date have been consolidated into the Capital Adjustment Account.

## TECHNICAL ANNEX – NOTE 40 – ACCOUNTING POLICIES

### Revaluations

The revaluations of the Authority's properties, which have been performed during the financial year, were carried out by valuers who are members of the Royal Institution of Chartered Surveyors.

Revaluations are undertaken as at 31st March.

Assets regarded by the Authority as operational were valued on the basis of Existing Use Value (EUUV) or, where this could not be assessed because there was no market for the subject asset, by the Depreciated Replacement Cost method (DRC), subject to the prospect and viability of the occupation and use. Parks, allotments, cemetery land and crematorium land, which are non-operational are classified as Community Assets.

An exception is made for assets without a determinable finite useful life (i.e. freehold land and certain community assets) and assets that are not yet available for use (i.e. assets under construction).

### Impairment

Assets are assessed at each year-end as to whether there is any indication that an asset may be impaired. Where indications exist and any possible differences are estimated to be material, the recoverable amount of the asset is estimated and, where this is less than the carrying amount of the asset, an impairment loss is recognised for the shortfall.

Where impairment losses are identified, they are accounted for as follows:

- where there is a balance of revaluation gains for the asset in the Revaluation Reserve, the carrying amount of the asset is written down against that balance (up to the amount of the accumulated gains)
- where there is no balance in the Revaluation Reserve or an insufficient balance, the carrying amount of the asset is written down against the relevant service line(s) in the CIES.

Where an impairment loss is reversed subsequently, the reversal is credited to the relevant service line(s) in the CIES, up to the amount of the original loss, adjusted for depreciation that would have been charged if the loss had not been recognised.

### Depreciation

Depreciation is provided for on all non-current assets (other than land and assets under construction) with a determinable finite life, and is calculated on a straight-line basis over the asset's estimated useful economic life.

Depreciation is calculated on the following bases:

- vehicles, plant, furniture and equipment - straight-line of the value of each class of asset in the Balance Sheet, as advised by a suitably qualified officer;
- infrastructure – straight-line allocation over 25 years.



## TECHNICAL ANNEX – NOTE 40 – ACCOUNTING POLICIES

Where a Property, Plant and Equipment asset has major components whose cost is significant in relation to the total cost of the item, the components are depreciated separately.

Revaluation gains are also depreciated, with an amount equal to the difference between current value depreciation charged on assets and the depreciation that would have been chargeable based on their historical cost being transferred each year from the Revaluation Reserve to the Capital Adjustment Account.

An exception is made for assets without a determinable finite useful life (i.e. freehold land and certain community assets) and assets that are not yet available for use (i.e. assets under construction).

### Non-Current Assets Held for Sale

When it becomes probable that the carrying amount of an asset will be recovered principally through a sale transaction rather than through its continuing use, it is reclassified as an Asset Held for Sale. The asset is revalued immediately before reclassification and then carried at the lower of this carrying amount and the fair value less costs of sale. Where there is a subsequent reduction in fair value less costs of sale, the loss is posted to the Other Operating Expenditure line in the CIES. Gains in fair value are recognised only up to the amount of any previous losses recognised in the Surplus or Deficit on Provision of Services. Depreciation is not charged on Assets Held for Sale.

If assets no longer meet the criteria to be classified as Assets Held for Sale, they are reclassified back to non-current assets and valued at the lower of their carrying amount before they were classified as held for sale; adjusted for depreciation, amortisation or revaluations that would have been recognised had they not been classified as Held for Sale, and their recoverable amount at the date of the decision not to sell.

### Disposals

When an asset is disposed of or decommissioned, the carrying amount of the asset in the Balance Sheet (whether Property, Plant and Equipment or Assets Held for Sale) is written off to the Other Operating Expenditure line in the CIES as part of the gain or loss on disposal. Receipts from disposals (if any) are credited to the same line in the CIES as part of the gain or loss on disposal (i.e. netted off against the carrying value of the asset at the time of disposal). Any revaluation gains accumulated for the asset in the Revaluation Reserve are transferred to the Capital Adjustment Account. Amounts received for a disposal in excess of £10,000 are categorised as capital receipts. Receipts are credited to the Capital Receipts Reserve, and can only be used for new capital investment, to fund debt redemption premiums (or set aside to reduce the Authority's underlying need to borrow (the capital financing requirement)). Receipts are appropriated to the Reserve from the General Fund Balance in the Movement in Reserves Statement.

The written-off value of disposals is not a charge against Council Tax, as the cost of non-current assets is fully provided for under separate arrangements for capital

## TECHNICAL ANNEX – NOTE 40 – ACCOUNTING POLICIES

financing. Amounts are appropriated to the Capital Adjustment Account from the General Fund Balance in the Movement in Reserves Statement.

### **xix Private Finance Initiative (PFI) and Similar Contracts**

PFI and similar contracts are agreements to receive services, where the responsibility for making available the Property, Plant and Equipment needed to provide the services passes to the PFI contractor. As the Authority is deemed to control the services that are provided under its PFI schemes, and as ownership of the Property, Plant and Equipment will pass to the Authority at the end of the contracts for no additional charge, the Authority carries the assets used under the contracts on its Balance Sheet as part of Property, Plant and Equipment.

The original recognition of these assets at fair value (based on the cost to purchase the Property, Plant and Equipment) was balanced by the recognition of a liability for amounts due to the scheme operator to pay for the capital investment.

Non-Current assets recognised on the Balance Sheet are revalued and depreciated in the same way as Property, Plant and Equipment owned by the Authority.

The amounts payable to the PFI operators each year are analysed into five elements:

1. **Fair value of the services received during the year** – debited to the relevant service in the CIES.
2. **Finance cost** - an interest charge on the outstanding Balance Sheet liability, debited to the Financing and Investment Income and Expenditure line in the CIES.
3. **Contingent rent** – increases in the amount to be paid for the property arising during the contract, debited to the Financing and Investment Income and Expenditure line in the CIES.
4. **Payment towards liability** – applied to write down the Balance Sheet liability towards the PFI operator (the profile of write-downs is calculated using the same principles as for a finance lease)
5. **Lifecycle replacement costs** – proportion of the amounts payable is posted to the Balance Sheet as a prepayment and then recognised as additions to property, plant and equipment when the relevant works are eventually carried out.

### **xx. Provisions, Contingent Liabilities and Contingent Assets**

#### Provisions

##### 1. General

The Authority makes provision where it has a legal or constructive obligation that probably requires settlement by a transfer of economic benefits and a reliable estimate can be made of the amount of the obligation. The Authority does not normally create provisions for sums less than £250,000.

Provisions are charged as an expense to the appropriate service line in the CIES when the authority has an obligation, and are measured at the best estimate at the

## TECHNICAL ANNEX – NOTE 40 – ACCOUNTING POLICIES

Balance Sheet date of the expenditure required to settle the obligation, taking into account relevant risks and uncertainties.

### 2. Insurance Fund

The Insurance Fund provides an integral part of our risk management policy to meet claims excluding catastrophic losses, which are insured by an external provider. The level of the fund is based upon a statistical assessment of claims information. The Authority makes provision for its legal obligations for claims as at the 31st March each year.

Insurance Reserve: Where there is a possibility of further claims for which at this stage the Authority is not legally obligated, on grounds of prudence the Authority sets aside further sums in a separate Insurance Reserve. The expected timing of a future transfer of economic benefit depends upon the settlement of claims and no assumption has been made in respect of these.

### Contingent Liabilities

These are possible liabilities as a result of a past event that will only materialise as a result of an uncertain future event. The Authority's policy is to disclose a contingent liability when this criterion has been met.

Contingent liabilities are not recognised in the Balance Sheet but disclosed in a note to the accounts.

### Contingent Assets

These are possible assets as a result of a past event that will only materialise as a result of an uncertain future event. The Authority's policy is to disclose a contingent asset when this criterion has been met.

## **xxi. Reserves**

The Authority sets aside specific amounts as usable reserves for future policy purposes or to cover contingencies. These reserves are created by appropriating amounts out of the General Fund Balance. When expenditure from a Usable Reserve is incurred it is charged to the appropriate service in that year and forms part of the Surplus or Deficit in the CIES. The reserve is then appropriated back into the General Fund Balance so that there is no net charge to Council Tax for the expenditure.

The Authority has a protocol for setting up and managing usable reserves. Under this protocol usable revenue reserves require the approval of the Director of Corporate Services.

Unusable Reserves are kept to manage accounting processes for non-current assets, local taxation, retirement and employee benefits and do not represent usable resources for the Authority.

## **xxii. Revenue Expenditure Funded from Capital Under Statute**

Expenditure incurred during the year that may be capitalised under statutory provisions but does not result in the creation of a non-current asset has been charged as expenditure to the relevant service in the Comprehensive Income & Expenditure Statement in the year. Where the Authority has determined to meet the cost of this expenditure from existing capital resources or by borrowing, a transfer in

## TECHNICAL ANNEX – NOTE 40 – ACCOUNTING POLICIES

the Movement in Reserves Statement from the General Fund Balance to the Capital Adjustment Account then reverses out the amounts charged so that there is no impact on the level of Council Tax.

### **xxiii. VAT**

Income and expenditure are shown net of VAT. VAT is included in the Comprehensive Income and Expenditure account only where it is irrecoverable.

### **xxiv. Local Authority Schools in England and Wales**

The Code of Practice on Local Authority Accounting in the United Kingdom confirms that the balance of control for local authority maintained schools (i.e. those categories of school identified in the School Standards and Framework Act 1998, as amended) lies with the local authority. The Code also stipulates that those schools' assets, liabilities, reserves and cash flows are recognised in the local authority financial statements (and not the Group Accounts). Therefore, schools' transactions, cash flows and balances are recognised in each of the financial statements of the Authority as if they were the transactions, cash flows and balances of the Authority.

### **xxv. Fair Value Measurement**

The Authority measures some of its non-financial assets such as surplus assets at fair value at each reporting date. Fair value is the price that would be received to sell an asset or paid to transfer a liability in an orderly transaction between market participants at the measurement date. The fair value measurement assumes that the transaction to sell the asset or transfer the liability takes place either:

- a) in the principal market for the asset or liability; or
- b) in the absence of a principal market, in the most advantageous market for the asset or liability;

The Authority measures the fair value of an asset or liability using the assumptions that market participants would use when pricing the asset or liability, assuming that market participants act in their economic best interest.

When measuring the fair value of a non-financial asset, the Authority takes into account a market participant's ability to generate economic benefits by using the asset in its highest and best use or by selling it to another market participant that would use the asset in its highest and best use.

The Authority uses valuation techniques that are appropriate in the circumstances and for which sufficient data is available, maximising the use of relevant observable inputs and minimising the use of unobservable inputs.

Inputs to the valuation techniques in respect of assets and liabilities for which fair value is measured or disclosed in the Authority's financial statements are categorised within the fair value hierarchy, as follows:

Level 1 – quoted prices (unadjusted) in active markets for identical assets or liabilities that the Authority can access at the measurement date;

## TECHNICAL ANNEX – NOTE 40 – ACCOUNTING POLICIES

Level 2 – inputs other than quoted prices included within Level 1 that are observable for the asset or liability, either directly or indirectly;

Level 3 – unobservable inputs for the asset or liability.

## **NOTE 41: ACCOUNTING STANDARDS THAT HAVE BEEN ISSUED BUT HAVE NOT YET BEEN ADOPTED**

The Code of Practice on Local Authority Accounting in the United Kingdom requires the disclosure of information relating to the expected impact of an accounting change that will be required by a new standard which has been issued but is yet to be adopted by the 2020/21 Code.

There are no changes in accounting requirements for 2021/22 that are anticipated to have a material impact on the Council's financial performance or financial position.

## **NOTE 42: CRITICAL JUDGEMENT IN APPLYING ACCOUNTING POLICIES**

In applying certain policies set out in Note 40, the Council has had to make certain judgements about complex transactions or those involving uncertainty about future events. The critical judgements made in the Statement of Accounts are given below. The Statement of Accounts has been prepared on a going concern basis reflecting the economic and statutory environment in which local authorities operate. This assumption implicitly underpins local authority accounts which are drawn up in accordance with the Code of Practice on Local Authority Accounting, published by CIPFA. These provisions confirm that as authorities cannot be created or dissolved without statutory prescription it is only appropriate for their financial statements to be prepared on a going concern basis.

The going concern assumption under the Code is therefore drawn up to assume that a local authority's services will continue to operate for the foreseeable future. This is despite the impact of the COVID-19 on local authority financial sustainability, because the going concern basis of reporting in the Code and the rationale behind it remains unchanged. The accounting concepts are supported by the fundamental qualitative characteristics of relevance, faithful representation and materiality and four enhancing qualitative characteristics of comparability, verifiability, timeliness and understand ability. Where a particular accounting treatment is prescribed by legislation, then the treatment prevails even if it conflicts with one or other of the above accounting concepts. In the unlikely event of this arising, a note to that effect will be included in the accounts. This Code only requires local authority financial statements to disclose information which is material.

### **Going concern – Basis for preparation**

These accounts have been prepared on a going concern basis assuming that that the Authority will continue in operational existence until March 2023.

The provisions in the CIPFA/LASAAC Code of Practice of Local Authority Accounting 2020/21 and the Financial Reporting Council's Practice Note 10 in respect of going concern reporting requirements reflect the economic and statutory environment in which local authorities operate. These provisions confirm that, as authorities cannot be created or dissolved without statutory prescription, they must prepare their financial statements on a going concern basis of accounting. Local authorities carry out functions essential to the local community and are themselves revenue-raising bodies (with limits on their revenue-raising powers arising only at the discretion of central government). If an authority were in financial difficulty, the prospects are thus that alternative arrangements might be made by central government either for the continuation of the services it provides or for assistance with the recovery of a deficit over more than one financial year and indeed, correspondence from MHCLG during Covid-19 and continue to be supportive of this approach. As a result of this, it would not therefore be appropriate for local authority financial statements to be provided on anything other than a going concern basis. Accounts drawn up under the Code therefore assume that a local authority's services will continue to operate for the foreseeable future. The Council has carried out a detailed assessment of the likely impact of Covid-19 on its financial position and performance during 2019/20, 2020/21 and beyond. This has included modelling scenarios that consider the impact on the following:

- Reductions in income
- Increased expenditure
- Cashflow and liquidity
- General fund balances and reserves

The Council has also considered known and expected government funding and determined that it has sufficient liquidity from its ability to access short term investments and sufficient general fund balances and reserves to continue to deliver services. As a result, the Council is satisfied that it can prepare its accounts on a going concern basis.

Based on the first quarter of 2021/22, although the Council is forecasting an unfavourable variance of £2.462m for the year, this is due to a net cost of COVID-19 of £5.638m, with non-COVID service costs expecting to produce a favourable variance of £3.176m.

Whilst some government funding for COVID-19 related expenditure and loss of income is continuing through 2021/22, it is expected that this will begin to diminish during the year as the vaccination program continues and the lockdown restrictions are lifted. In future years it is expected that the Government will start to reduce net public sector expenditure and this may be introduced in the Spending Review 2021 expected in the autumn.

The Medium Term Financial strategy was set in February 2021 and set a balanced budget for 2021/22 with a residual gap to be closed of £3.892m for 2022/23 increasing to £17.664m by 2025/26. Some budgets were included in the MTFS to address potential ongoing impacts of COVID but it is impossible to do this with certainty given the difficulty of accurately predicting how long the pandemic will last and the time it will take to return to pre-pandemic levels. The major issue of concern in the Council's budget, aside from COVID-19 is to address the DSG deficit. In addition, the Council's budget includes c. £7m of savings in 2021/22 and it is important that these are achieved or replacements found in order not to put pressure on the Council's overall finances.

Work is ongoing in all service areas to review revenue and capital budgets during 2021 to identify options for delivering efficiency savings and / or generating income, with the aim of setting a balanced budget in 2022/23 and addressing the forecast net overspend in 2021/22.

The Council had a cash balance of £33.9m at the end of August 2021 compared to the 31 March 2021 year-end figure of £7.6m. The Council also has £60m in money market funds which are instantly callable. It also has £55m in short term deposits maturing between one month and eight months. Further, £10m is held in longer term property related investments, also available within a few weeks. In light of the Covid outbreak in early 2020 the Council decided to place any returning fixed term deposits in callable accounts to ensure maximum access to cash deposits should this be required.

From April 2021 the Council has started to place excess funds in fixed deposit to generate interest income after leaving sufficient funds in the callable / Money market funds for immediate access. The Council has prepared a cash flow forecast out to



March 2023 which demonstrates a positive cash balance each month supported by having a healthy balance in the money market funds at all time (£60m) Whilst still there is some uncertainty on future income, the Council remains confident in its ability to maintain sufficient cash for its services throughout the medium term. The Council is of course also able to borrow short term for cash management if ever needed.

In a 'stressed' case scenario whereby income is constrained further and recovering only very slowly, the Council has sufficient levels of reserves and investments so that it would not run out of cash. Considering all of the above the Council considers it appropriate to prepare the financial statements on a going concern basis.

Covid-19 The COVID-19 pandemic has had a significant impact on the Council and, although our work on financial challenges and transformational projects will continue, the challenge is heightened due to the significant financial impact of COVID-19. The pandemic is hitting our residents, public institutions, businesses, voluntary and community organisations. The Council has had to put considerable additional resources into services to support our residents, communities and local businesses. It is important to highlight how the Council has responded to the challenge of managing services during a pandemic. The Councils immediate response during March 2020 was to implement enhanced management arrangements with a structure based on Gold (strategic), Silver (tactical) and Bronze (operational) groups including key partners, to facilitate rapid responses to the evolving position, facilitate appropriate decision making powers as allowed for in the Councils constitution and clear communication. The council is still continuing with the above arrangements in 2021.

The impact of COVID-19 has had a widespread impact on the workforce of the Council and the way in which the Council delivered services in 2020 and early 2021 due to the second wave of COVID 19. The Council has utilised technology and provided required hardware and furnitures to allow staff to work from home to minimise disruption to services. However, facilities such as libraries have had to close and, where appropriate, staff have been redeployed to services such as the community hubs, shielding and food distribution. We are particularly proud of the way our staff have adapted to the pandemic by working flexibly and assisting the Council in delivering critical services to those most in need since the first break out in March 2020.

The Government published its roadmap to come out of the second wave in May 2021 for moving to the next stage in the COVID-19 response and phasing the lifting of lockdown in stages and reopening of the economy. The Council has reopened all services in line with the latest government guidance however still continue to maintain the social distancing and working from home arrangements. If any staff can't work from home can return to office any time.

It should be noted that:

- The Council's approach to financial management has meant that the General Fund Balance increased in 2020/21 to £14.0m and Earmarked Reserves of £98.4m (excluding amounts specifically restricted to schools) are held to meet known or predicted liabilities.
- The Council's balance sheet as at 31st March 2021 shows a net worth of £375.2m and this is significantly reduced by the inclusion of a pension liability of £340m. There are statutory arrangements for funding the pension through contributions over the

remaining working life of the employees, as assessed by an Pension Fund actuary; but, based on the most recent triennial valuation (2019) the Fund was in surplus by £20m (103% funded).

The Council's MTFS will be revised as part of the business planning process. This will include updates on the Council's finances with an analysis of the financial impact of the Spending Review 2021 which is expected to include indications of how the Government is going to allocate resources to address the costs of COVID-19 and the levelling up agenda.

- The Council is subject to a statutory framework governing its service provision, its duties & responsibilities, and its financial framework. This includes the statutory posts of the Head of Paid Service (Chief Executive), Section 151 Officer (Director of Corporate Services) and Monitoring Officer ((Managing Director of the South London Legal Partnership). Despite the Council's funding gap and structural budget deficit, it has continued to meet the legal requirement of setting a balanced budget combined with the additional requirement of having regard to consideration of such matters as the robustness of budget estimates and the adequacy of reserves.

The Council has a well-established and robust corporate governance framework to ensure compliance with laws and regulations. This, coupled with political stability, has provided a strong control environment at the operational and strategic level in the Council, enabling sound and balanced decision-making, recognising the importance of financial prudence and sustainability.

### **Funding**

It is possible that future levels of funding will be reduced however this is not expected to influence the Council's ability as a going concern.

### **Legal Claims**

The potential outcomes from legal claims are not expected to be material to the Council's accounts.

### **Accounting for Schools**

In line with accounting standards and the Code on group accounts and consolidation, all maintained schools in the borough are considered to be entities controlled by the Council. Rather than produce group accounts, the income, expenditure, assets, liabilities, reserves and cash flows of each school are recognised in the Council's single entity accounts.

### **Accounting for schools-Balance Sheet recognition of schools.**

The Council recognises the land and buildings used by schools in line with the provisions of the Code of Practice. It states that property used by local authority maintained schools should be recognised in accordance with the asset recognition tests relevant to the arrangements that prevail for the property. The Council recognises the schools land and buildings on its Balance Sheet where it directly owns the assets, the school or Governing Body own the assets or rights to use the assets have been transferred from another entity. Where the land and building assets used by the school are owned by an entity other than the Council, school or Governing Body then it is not included on the Council's Balance Sheet. The exception is where the entity has transferred the rights of use of the asset to the Council, school or school Governing Body.

### **Group Boundaries**

The Council carries out a complex range of activities, often in conjunction with external organisations. Where those organisations are in partnership with or under the ultimate control of the Council a judgement is made by management as to whether they are within the Council's group boundary. This judgement is made in line with the provisions set out in the Code and relevant accounting standards. Those entities which fall within the boundary and are considered to be material are given in note 34 and included in the Council's group accounts. Profit and loss, net worth, and the value of assets and liabilities are considered individually for each organisation against a materiality limit set by the Council. The assessment of materiality also considers qualitative factors such as whether the Council depends significantly on these entities for the continued provision of its statutory services or where there is concern about the level to which the Council is exposed to commercial risk.

## NOTE 43: ASSUMPTIONS MADE ABOUT THE FUTURE AND OTHER MAJOR SOURCES OF ESTIMATION UNCERTAINTY

The Statement of Accounts contains estimated figures that are based on assumptions made by the London Borough of Merton about the future or that are otherwise uncertain. Estimates are made taking into account historical experience, current trends and other relevant factors. However, because balances cannot be determined with certainty, actual results could be materially different from the assumptions and estimates.

### Property, Plant and Equipment (PPE)

Property, Plant and Equipment (PPE)	
Uncertainty:	Effect if actual result differs from assumptions:
<p>Assets are depreciated over useful lives that are dependent on assumptions about the level of repairs and maintenance that will be incurred in relation to individual assets. The current economic climate and funding position may have an impact on the levels of spending on repairs and maintenance, thus impacting on the useful lives assigned to assets.</p> <p>The outbreak of Covid-19 has impacted global financial markets and as at the valuation date, less weight can be attached to previous market evidence to inform opinions of value. There is an unprecedented set of circumstances on which to base a judgement.</p>	<p>If the useful life of assets is reduced, depreciation increases and the carrying amount of the assets falls. PPE of £770.6m (£744.4m in 2019/20) is included in the accounts. Therefore, a 1% movement in value would result in a change of £7.7m (£7.4m. in 2019/20). The depreciation charge for PPE in 2020/21 was £24.2m (£22.5m in 2019/20). A movement of 1% would result in a change in the depreciation charge of approximately £0.242m (£0.225m in 2019/20).</p>

**NOTE 43: ASSUMPTIONS MADE ABOUT THE FUTURE AND OTHER MAJOR SOURCES OF ESTIMATION UNCERTAINTY**

Provisions	
Uncertainty:	Effect if actual result differs from assumptions:
<p>The authority has made provisions of £4.728m (£4.575m in 2019/20) for insurance claims. The fund is used to pay claims for which the authority is self-insured. The suggested level of the fund is calculated by a firm of actuaries and is based on a number of assumptions. The current funding climate for local authorities raises the risk of cut backs on repairs and maintenance works, which could lead to greater incidence of claims against the authority.</p> <p>The outbreak of Covid-19 has impacted global financial markets and as at the valuation date, less weight can be attached to previous market evidence to inform opinions of value. There is an unprecedented set of circumstances on which to base a judgement.</p> <p>Valuations are therefore reported on the basis of 'material valuation uncertainty' as per the RICS Red Book Global. Consequently, less certainty and a higher degree of caution should be attached to the valuation. At the current time, it is not possible to accurately predict the longevity and severity of the impact of Covid-19 on the economy. Therefore, values have been based on the situation prior to Covid-19, on the assumption that values will be restored when the real estate market becomes more fluid.</p>	<p>If the actuals differ from the assumptions, then it is possible that the Insurance Fund would be insufficient to cover the liabilities of the authority and further demands would be made on the General Fund. If future claims exceeded the insurance fund provision by 1%, this would result in an additional £0.047m (£0.046m in 2019/20) charge to the General Fund.</p>

**NOTE 43: ASSUMPTIONS MADE ABOUT THE FUTURE AND OTHER MAJOR SOURCES OF ESTIMATION UNCERTAINTY**

**Provision for NDR appeals**

Provision for NDR appeals	
Uncertainty:	Effect if actual result differs from assumptions:
<p>The authority has made provision of <b>£4.904m</b> for its share of appeals against business rates charges. The amount represents an estimate of the potential effects of appeals and proposals that may be settled in future years. It is based upon the most recent outstanding Rating List proposals provided by the Valuation Office Agency. The potential effect of the proposals is an estimate based on changes in comparable properties, market trends and other valuation issues including the potential for certain proposals to be withdrawn.</p>	<p>If the actuals differ from the assumptions this will impact on the NDR surplus/deficit of the Collection Fund for following years, as the cash collected from NDR payers will be different to that anticipated in calculated estimates of NDR collection which are used to determine the Authority's retained income. Similarly, there is a potential impact on possible future safety net and levy payments introduced in the business rate retention scheme, these are calculated by comparing actual amounts collected to the Authority's NDR funding baseline.</p>

## NOTE 43: ASSUMPTIONS MADE ABOUT THE FUTURE AND OTHER MAJOR SOURCES OF ESTIMATION UNCERTAINTY

### Pension Liability

Pension Liability	
<p>Estimation of the net £339.7 (£283.8m in 2019/20) pension liability depends on a number of complex judgements relating to the discount rate used, the rate at which salaries are projected to increase, changes in retirement ages, mortality rates and expected returns on pension fund assets. A firm of consulting actuaries is engaged to provide the authority with expert advice about the assumptions to be applied.</p>	<p>The assumptions interact in complex ways and changes in assumptions cannot be easily measured. Refer to Note 32 for further detail.</p>

### Impairment of Bad and Doubtful debts

Impairment of Bad and Doubtful debts	
<p>As at 31 March 2021, the Council had an outstanding balance of short-term debtors totalling <b>£87.645m</b>. Against this debtors' balance, there is an impairment allowance of <b>£17.0m</b>, prepared on an expected credit loss basis. It is not certain that this impairment allowance will be sufficient as the Council cannot assess with certainty which debts will be collected or not. The economic impact of the Covid-19 pandemic has made the estimation of debt impairment more difficult as there is more uncertainty about the economic viability of debtors and hence their ability to settle their debts.</p>	<p>If collection rates were to deteriorate by 10% then the Council would have to re-assess its impairment allowance.</p>

### Pensions Schemes - Employers Contributions

Pensions Schemes - Employers Contributions	
<p>Actuaries have prepared estimates of the amount of employer contributions that will need to be paid into pensions schemes during 2021/22. The estimate for the Defined Benefit scheme, based on a salary increase of 3.8% was £14.796m. The estimates for the Defined Contributions schemes were <b>£13.669m</b> for the Teachers Pensions scheme and <b>£0.071m</b> for the NHS scheme.</p>	<p>If actual pay awards exceed the actuaries assumption by 0.50% then additional employers contributions of <b>£0.139m</b> would be required</p>

## Collection Fund

This statement represents the transactions of the Collection Fund, a statutory fund separate from the General Fund of the Council. The presentation of these accounts is based on the Collection Fund Regulations alone and does not take into account the requirement of the Code to show as a liability the shares of the fund balance relating to the Greater London Authority and to central government.

Note 5 to these Collection Fund accounts provides the link between the Collection Fund and the council's core Financial Statements. The Collection Fund is a pool of income gathered from Council Tax and Non Domestic rates and is shared between the Council, the Greater London Authority and Central Government.

The costs of administering collection are accounted for in the General Fund.



## COLLECTION FUND

### INCOME AND EXPENDITURE

2019/20				2020/21		
Business Rates £000	Council Tax £000	Total £000	COLLECTION FUND Income and Expenditure	Business Rates £000	Council Tax £000	Total £000
			<b>A) INCOME</b>			
0	118,820	118,820	Council Tax Receivable	0	122,875	122,875
88,028	0	88,028	Business Rates Receivable	44,423	0	44,423
2,488	0	2,488	Business Rates Supplements Receivable	1,177	0	1,177
<b>90,516</b>	<b>118,820</b>	<b>209,336</b>		<b>45,600</b>	<b>122,875</b>	<b>168,475</b>
			<b>B) EXPENDITURE</b>			
			<b>Apportionment of Previous Year Surplus/(Deficit)</b>			
339	0	339	Central Government	(947)	0	(947)
(3,250)	1,949	(1,301)	Billing Authority (LBM)	(1,197)	1,523	326
(1,621)	489	(1,132)	Greater London Authority	(674)	396	(278)
<b>(4,532)</b>	<b>2,438</b>	<b>(2,094)</b>		<b>(2,818)</b>	<b>1,919</b>	<b>(899)</b>
			<b>C) Precepts, Demands and Shares</b>			
22,015	0	22,015	Central Government (MHCLG): NDR	28,657	0	28,657
42,269	92,370	134,639	Billing Authority (LBM): NDR & Council Tax	26,052	97,386	123,438
23,777	24,023	47,800	Greater London Authority: NDR & Council Tax	32,130	25,234	57,364
2,488	0	2,488	Greater London Authority: NDR Supplement	1,177	0	1,177
<b>90,549</b>	<b>116,393</b>	<b>206,942</b>		<b>88,016</b>	<b>122,620</b>	<b>210,636</b>
			<b>D) Charges to Collection Fund</b>			
238	899	1,137	Less: increase/(decrease) in bad debt provision	6,124	2,140	8,264
2,917	0	2,917	Less: increase/(decrease) in provision for appeals	983	0	983
361	0	361	Less: cost of collection	310	0	310
<b>3,516</b>	<b>899</b>	<b>4,415</b>		<b>7,417</b>	<b>2,140</b>	<b>9,557</b>
<b>983</b>	<b>(910)</b>	<b>73</b>	<b>Surplus/(Deficit) arising during the year (=A-(B+C+D))</b>	<b>(47,015)</b>	<b>(3,804)</b>	<b>(50,819)</b>
<b>(3,571)</b>	<b>2,739</b>	<b>(832)</b>	<b>Surplus/(Deficit) b/fwd 1st April</b>	<b>(2,588)</b>	<b>1,829</b>	<b>(759)</b>
<b>(2,588)</b>	<b>1,829</b>	<b>(759)</b>	<b>Surplus/(Deficit) c/fwd 31st March</b>	<b>(49,603)</b>	<b>(1,975)</b>	<b>(51,578)</b>

## COLLECTION FUND

### 1. COUNCIL TAX

Council Tax income is derived from charges on the value of residential properties. There are eight separate valuation bands. These bands are based on valuations taken in April 1991 for this specific purpose.

The Council tax base is the total number of properties in each of the eight valuation bands adjusted by a set proportion for each band to convert to the Band D equivalent for that band. The Band D charge is the required income from the Collection Fund divided by the Council Tax base. An individual amount due for each Band is calculated by multiplying the Band D charge by the proportion that is specified for each particular band. The Council Tax base in 2020/21 before allowance for non-collection is 76,952 (76,093 for 2019/20). The derivation of this is shown in the table below.

Council Tax Band	Number of Dwellings on Valuation Officers List		Number of Dwellings after Discounts and Exemptions		Ratio to Band D	Equivalent Number of Band D Properties	
	2019/20	2020/21	2019/20	2020/21		2019/20	2020/21
A adjust	2	1	1	0	5/9	0	0
A	1,098	1,118	660	690	6/9	440	460
B	8,410	8,471	5,683	5,834	7/9	4,420	4,538
C	23,081	23,292	18,075	18,467	8/9	16,067	16,415
D	27,749	27,844	23,555	23,766	9/9	23,555	23,766
E	13,185	13,207	11,884	11,929	11/9	14,525	14,580
F	5,515	5,571	5,102	5,161	13/9	7,369	7,455
G	4,033	4,044	3,815	3,811	15/9	6,358	6,351
H	1,732	1,747	1,677	1,691	18/9	3,354	3,382
<b>Total</b>						<b>76,088</b>	<b>76,947</b>
Defence properties						5	5
<b>Council Tax Base</b>						<b>76,093</b>	<b>76,952</b>

The average Council Tax charge for a Band D property (including the GLA) was £1,613.63 in 2020/21 compared to £1,552.90 in 2019/20. From this an income yield of £122.6m was expected (£116.4m in 2019/20). In 2020/21 the income generated was £122.9m (£118.8m in 2019/20) and includes changes to liabilities, exemptions, discounts and the council tax support scheme incurred in the current year but which relate to previous years. This income is received from council taxpayers.

## COLLECTION FUND

### 2. NON-DOMESTIC RATES (NDR)

The Council is responsible for collecting rates due from the business ratepayers in its area. The Valuation Office Agency (VOA) sets the rateable value. These values are then multiplied by a Uniform Business Rate, which is set by Central Government.

The Authority retains a 30% share of 2020/21 NDR Income with 37% being precepted to the Greater London Authority (GLA). Central government receive the remaining 33%.

	2019/20	2020/21
Non-domestic rateable value at year end	£212m	£213m
Number of Hereditaments	5,442	5,454
Uniform Business Rate (in the £)	50.4p	51.2p

The amounts included in the Collection Fund in respect of non-domestic rates were as follows:

	2019/20 £000	2020/21 £000
Gross Rates payable (including net amounts for previous years)	105,530	106,781
Mandatory and discretionary reliefs	(16,939)	(61,526)
Transitional Protection Payments	(563)	(829)
<b>Business Rates Receivable</b>	<b>88,028</b>	<b>44,426</b>
Allowance for Provision for bad and doubtful debts	(238)	(6,124)
Change to Provision for losses on appeals	(2,917)	(983)
Cost of collection	(361)	(310)
<b>Net Income</b>	<b>84,512</b>	<b>37,009</b>

Business Rate Supplements (BRS) were introduced by the Business Rate Supplements Act 2009 and related regulations and statutory guidance. The Act confers powers on relevant local authorities 'to impose a levy on non-domestic ratepayers to raise money for expenditure on projects expected to promote economic development.'

LBM have a duty under the BRS Act to collect and enforce the Crossrail BRS on behalf of the GLA. All properties with a rateable value greater than £70,000 pay an additional 2p in the pound.

The amounts included in the Collection Fund in respect of National Business Rate Supplements were as follows:

	2019/20 £000	2020/21 £000
Gross Rates payable	2,782	2,788
Mandatory and discretionary reliefs	(294)	(1,611)
<b>Net contribution to GLA</b>	<b>2,488</b>	<b>1,177</b>

## COLLECTION FUND

### 3. PROVISIONS FOR IMPAIRMENT OF BAD DEBTS AND LOSSES ON APPEALS

The movements in the provisions for impairments of bad debts and for losses on appeals were as below. The Council is liable for its proportionate share of successful appeals against NDR charges and alterations of rating lists. A provision based on best information available has been made for appeals that are outstanding with the Valuation Office Agency (VOA).

	Balance at 1 <sup>st</sup> April 2020	Allowance for Impairment	Amounts charged against Allowance	Balance at 31 <sup>st</sup> March 2021
	£000	£000	£000	£000
Council Tax: Impairment of Bad Debts	7,646	2,140	(617)	9,169
Non-Domestic Rates: Impairment of Bad Debts	2,298	6,124	(9)	8,413
Non-Domestic Rates: Losses on Appeals	15,367	2,026	(1,043)	16,350
<b>TOTAL</b>	<b>25,311</b>	<b>10,290</b>	<b>(1,669)</b>	<b>33,932</b>

## COLLECTION FUND

### 4. Surpluses and Deficits

#### Council Tax

There is an accumulated deficit of £1.975m on the Collection Fund (surplus of £1.829m in 2019/20). This is attributable to the London Borough of Merton and to the Greater London Authority (GLA) and is based on their respective demands upon the Collection Fund. The estimated shares of the fund are shown in the following table.

Council Tax Balance, apportionment	2019/20	2020/21	Change in the Year
	£000	£000	£000
London Borough of Merton Council Tax (surplus)/deficit	(1,451)	1,595	3,046
Greater London Authority Council Tax (surplus)/deficit	(378)	381	759
<b>Total</b>	<b>(1,829)</b>	<b>1,976</b>	<b>3,805</b>

In the Council's Balance sheet, the Collection Fund balance contains the Council's share only. The share owed to the Greater London Authority is included in a net balance owed to that body. A detailed analysis of the balances is given below.

Council Tax (Surplus)/Deficit Movement	Greater London Authority	London Borough Of Merton	Total
	£000	£000	£000
Accumulated surplus as at 1 <sup>st</sup> April 2020	(378)	(1,451)	(1,829)
Paid to GLA in 2020/21	396	0	396
Transfer to/(from) General Fund in 2020/21	0	1,523	1,523
Deficit in 2020/21	362	1,523	1,885
<b>Total - Accumulated deficit as at 31st March 2021</b>	<b>380</b>	<b>1,595</b>	<b>1,975</b>

## COLLECTION FUND

### 4. Surpluses and Deficits

#### NDR

There is a deficit of £49.603m on the Collection Fund (£2.588m in 2019/20). This deficit is attributable to the London Borough of Merton, the Greater London Authority and central government; it is based on their respective demands upon the Collection Fund. The estimated shares of the fund are shown in the following table.

NDR Balance, apportionment	2019/20	2020/21	Change in the Year
	£000	£000	£000
London Borough of Merton NDR deficit	1,089	14,841	13,752
Greater London Authority NDR deficit	612	18,377	17,765
MHCLG NDR deficit	887	16,385	15,498
<b>Total</b>	<b>2,588</b>	<b>49,603</b>	<b>47,015</b>

In the Council's Balance sheet, the Collection Fund balance contains the Council's share only. The shares owed to the Greater London Authority and central government are included in net balances owed to the Greater London Authority and central government. A detailed analysis of the balances is given below.

NDR Deficit Movement	Greater London Authority	MHCLG	London Borough of Merton	Total
	£000	£000	£000	£000
Accumulated deficit as at 1st April 2020	612	887	1,089	2,588
Paid to/(from) preceptors in 2020/21	(674)	(947)	0	(1,621)
Transfer to/(from) General Fund in 2020/21	0	0	(1,197)	(1,197)
Deficit in 2020/21	18,438	16,445	14,950	49,833
<b>Total - Accumulated deficit as at 31st March 2021</b>	<b>18,376</b>	<b>16,385</b>	<b>14,842</b>	<b>49,603</b>

## COLLECTION FUND

### 5. Collection Fund Link to Core Statements

This note provides the link between the Collection Fund accounts, which are based on the Collection Fund Regulations, and the relevant Core Statements, which are based on the Code.

#### CIES

The £95.862m (£93.611m in 2019/20) Council Tax income and the £11.103m (£40,565m in 2019/20) NDR income are the Authority's share of Council Tax and NDR income received in the year according to normal accounting rules. The Council Tax and NDR income, which ultimately is credited to the General Fund, includes the Authority's share of the Collection Fund surplus or deficit generated from the previous year's income. This is shown in the following table.

<b>Income and Expenditure</b>	<b>Council Tax</b>	<b>2019/20</b>	<b>2020/21</b>
		<b>£000</b>	<b>£000</b>
Demand on the Fund		92,370	97,386
Transfer of Surplus		1,949	1,523
<b>Total included in I&amp;E under Collection Fund Regulations</b>		<b>94,319</b>	<b>98,909</b>
Adjustment of Collection Fund Surplus under 2011 Code (Reversed in the Movement in Reserves Statement)		(708)	(3,047)
<b>Council Taxation Fund Income</b>		<b>93,611</b>	<b>95,862</b>
<b>Movement in Reserves Statement</b>		<b>2019/20</b>	<b>2020/21</b>
		<b>£000</b>	<b>£000</b>
Reversal of adjustment of Collection Fund Surplus under 2011 Code		708	3,047
<b>Net charge to General Fund, which is based on statutory requirements</b>		<b>94,319</b>	<b>98,909</b>

## COLLECTION FUND

### 5. Collection Fund Link to Core Statements

<b>Income and Expenditure Business Rates</b>	<b>2019/20 £000</b>	<b>2020/21 £000</b>
Demand on the Fund	42,269	26,052
Transfer of Deficit	(3,250)	(1,197)
Total included in I&E under Collection Fund Regulations	<b>39,019</b>	<b>24,855</b>
Adjustment of Collection Fund Surplus under 2011 Code (Reversed in the Movement in Reserves Statement)	1,546	(13,752)
<b>Business Rates Fund Income</b>	<b>40,565</b>	<b>11,103</b>
<b>Movement in Reserves Statement</b>	<b>2019/20 £000</b>	<b>2020/21 £000</b>
Reversal of adjustment of Collection Fund Surplus under 2011 Code	(1,546)	13,752
<b>Net charge to General Fund, which is based on statutory requirements</b>	<b>39,019</b>	<b>24,855</b>



## COLLECTION FUND

### 6. Balance Sheet

The cash collected by the Council for Council Tax and NDR belongs proportionately to the Council and its major preceptors (the GLA and the MHCLG). There will be a debtor/creditor position at the end of year since the net cash paid to each preceptor in the year will not exactly match its share of cash collected from Council Tax and NDR payers. The amounts actually paid to preceptors are based on estimates and comparatives made prior to the financial year as required by statute.

The following table summarises the Council Tax and NDR cash balances for the Collection Fund and the Council's Balance Sheet. In the Collection Fund column, the balance relating to each preceptor is their proportionate share of the surplus/deficit.

In the Balance Sheet column, the balance relating to each preceptor is a consolidated sum comprising their proportionate share of the surplus/deficit and their proportionate share of arrears, provisions and receipts in advance.

Collection Fund Balance Sheet	Collection Fund 31 Mar 2021 £000	Merton Share 31 Mar 2021 £000
<b>Council Tax</b>		
Arrears	10,386	8,176
Impairment Allowance for Doubtful Debts	(9,169)	(7,218)
Receipts in Advance	(6,181)	(4,866)
Collection Fund (Surplus) / Deficit	1,595	1,595
GLA	381	(676)
<b>Cash</b>	<b>(2,988)</b>	<b>(2,988)</b>
<b>Business Rates</b>		
Transitional Protection & Costs Adjustment	(446)	(446)
Arrears	10,045	3,030
Impairment Allowance for Doubtful Debts	(8,414)	(2,524)
Impairment for Loss on Appeals	(16,350)	(4,905)
Receipts in Advance	(3,298)	(989)
Collection Fund (Surplus) / Deficit	14,841	14,841
GLA	18,377	11,702
MHCLG	16,385	10,431
<b>Cash</b>	<b>31,140</b>	<b>31,140</b>

# Group Financial Statements

The Group Financial Statements consolidate the Council's single entity accounts with its fully owned subsidiaries, Contractors Health and Safety Assessment Scheme (CHAS) 2013 Limited and Merantun Development Limited.

## 1. Group Comprehensive Income and Expenditure Statement

2019/20			GROUP CIES	2020/21		
Gross Expenditure	Gross Income	Net Expenditure		Gross Expenditure	Gross Income	Net Expenditure
£000	£000	£000		£000	£000	£000
			<b>Continuing Operations</b>			
241,005	(178,019)	62,986	Children, Schools and Families	252,371	(186,927)	65,444
85,578	(25,329)	60,249	Community and Housing	85,575	(30,201)	55,374
113,624	(81,094)	32,530	Corporate Services	110,044	(76,547)	33,497
62,146	(41,783)	20,363	Environment and Regeneration	67,550	(41,597)	25,953
10,452	(10,452)	0	Public Health	12,154	(17,627)	(5,473)
<b>512,805</b>	<b>(336,677)</b>	<b>176,128</b>	<b>Cost of services</b>	<b>527,694</b>	<b>(352,899)</b>	<b>174,795</b>
5,638	(11,613)	(5,975)	Other operating income and expenditure	6,742	(11,638)	(4,896)
		16,632	Financing and investment income and expenditure			18,456
		(169,939)	Taxation and non-specific grant income			(181,233)
		<b>16,846</b>	<b>Group Deficit on Provision of Services</b>			<b>7,122</b>
		<b>759</b>	Tax on Profit			<b>512</b>
		<b>17,605</b>	<b>Group Deficit on Provision of Services</b>			<b>7,634</b>
		(51,686)	(Surplus) or deficit on revaluation of non-current assets			(33,025)
		0	Impairment losses on non-current assets			
		(82,198)	Remeasurement of the net defined benefit liability/(asset)			44,687
		<b>(133,884)</b>	<b>Other Comprehensive (Income) and Expenditure</b>			<b>11,662</b>
		<b>(116,279)</b>	<b>Total Comprehensive (Income) and Expenditure</b>			<b>19,296</b>

## 2. Group Movement in Reserves Statement

	LBM	LBM	LBM	LBM	LBM		
Group MIRS	General Fund Balances £000	Capital Receipts Reserves £000	Capital Grants Unapplied £000	Total Usable Reserves £000	Unusable Reserves £000	Authority share of Subsidiary Reserves £000	Total Group Reserves £000
<b>Balance at 1 April 2019</b>	(67,070)	(9,228)	(17,005)	(93,304)	(184,473)	(3,151)	(280,928)
Rounding Adjustments Btwn reserves				0			0
<i>Movement in reserves during 2017/18</i>							
Total Comprehensive Income and Expenditure	17,927	0	0	17,927	(133,884)	(322)	(116,279)
Adjustments between accounting basis & funding basis under regulations	(19,944)	7,169	(4,895)	(17,670)	17,671		1
Adjustments between Group Accounts and the Authority's accounts							0
<b>(Increase)/Decrease in Year</b>	<b>(2,017)</b>	<b>7,169</b>	<b>(4,895)</b>	<b>257</b>	<b>(116,213)</b>	<b>(322)</b>	<b>(116,278)</b>
<b>Balance at 31 March 2020 carried forward</b>	<b>(69,087)</b>	<b>(2,059)</b>	<b>(21,900)</b>	<b>(93,047)</b>	<b>(300,686)</b>	<b>(3,473)</b>	<b>(397,206)</b>

	LBM	LBM	LBM	LBM	LBM		
Group MIRS	General Fund Balances £000	Capital Receipts Reserves £000	Capital Grants Unapplied £000	Total Usable Reserves £000	Unusable Reserves £000	Authority share of Subsidiary Reserves £000	Total Group Reserves £000
<b>Balance at 1 April 2020</b>	(69,087)	(2,059)	(21,900)	(93,047)	(300,686)	(3,473)	(397,206)
Rounding Adjustments Btwn reserves							
<i>Movement in reserves during 2020/21</i>							
Total Comprehensive Income and Expenditure	6,751	0	0	6,751	11,662	883	19,296
Adjustments between accounting basis & funding basis under regulations	(61,751)	1,608	(1,974)	(62,117)	62,112		(5)
rounding adjustments							
Adjustments between Group Accounts and the Authority's accounts							0
<b>(Increase)/Decrease in Year</b>	<b>(55,000)</b>	<b>1,608</b>	<b>(1,974)</b>	<b>(55,366)</b>	<b>73,774</b>	<b>883</b>	<b>19,291</b>
<b>Balance at 31 March 2021 carried forward</b>	<b>(124,087)</b>	<b>(451)</b>	<b>(23,874)</b>	<b>(148,413)</b>	<b>(226,912)</b>	<b>(2,590)</b>	<b>(377,915)</b>

### 3. Group Balance Sheet

31 Mar 2020 £000	Group Balance Sheet	31 Mar 2021 £000
744,367	Property, Plant & Equipment	770,722
802	Heritage Assets	803
0	Long Term Investments	0
0	Investment in Subsidiaries	0
5,130	Intangible Assets	4,678
187	Deferred Assets	348
7,206	Long Term Debtors	7,064
<b>757,692</b>	<b>Long Term Assets</b>	<b>783,615</b>
80,403	Short Term Investments	55,117
1	Inventories	1
33,232	Short Term Debtors	68,478
4,940	Assets Held for Sale	0
39,163	Cash and Cash Equivalents	96,314
<b>157,739</b>	<b>Current Assets</b>	<b>219,910</b>
(3,030)	Short Term Borrowing	(3,025)
(66,406)	Short Term Creditors	(119,805)
(173)	Current Tax Liability	(212)
(2,656)	Current Provisions	(1,180)
<b>(72,265)</b>	<b>Current Liabilities</b>	<b>(124,222)</b>
(9,296)	Provisions	(8,778)
(111,010)	Long Term Borrowing	(109,010)
(28,410)	Other Long Term Liabilities	(27,135)
(284,729)	Pension Liability	(342,687)
(12,515)	Capital Grants Receipts in Advance	(13,783)
<b>(445,960)</b>	<b>Long Term Liabilities</b>	<b>(501,393)</b>
<b>397,206</b>	<b>Net Assets</b>	<b>377,910</b>
(96,520)	Usable Reserves	(150,996)
(300,686)	Unusable Reserves	(226,914)
<b>(397,206)</b>	<b>Total Reserves</b>	<b>(377,910)</b>

## 4. Group Cash Flow Statement

2019/20 £000	Group Cash Flow Statement	2020/21 £000
17,605	Net deficit on the provision of services	7,635
(43,891)	Adjustments to net deficit on the provision of services for non-cash movements	(88,294)
20,805	Adjustments for items included in the net deficit on the provision of services that are investing and financing activities	14,618
(5,481)	Net Cash flows from Operating Activities	(66,041)
16,454	Investing Activities	(24,257)
70	Financing Activities	33,147
11,043	Net (increase) in cash and cash equivalents	(57,151)
50,206	Cash and cash equivalents at the beginning of the reporting period	39,163
<b>39,163</b>	<b>Cash and cash equivalents at the end of the reporting period</b>	<b>96,314</b>

## Pension Fund Accounts Fund Account

2019/20 £000	Fund Account	Notes	2020/21 £000
	<b>Dealings with members, employers and others directly involved in the scheme</b>		
(24,910)	Contributions	7	(24,227)
(12,828)	Transfers in	8	(2,318)
<b>(37,738)</b>	<b>Total Income</b>		<b>(26,545)</b>
26,575	Benefits	9	26,933
5,594	Payments to and on account of leavers	10	4,777
<b>32,169</b>	<b>Total Expenditure</b>		<b>31,710</b>
<b>(5,569)</b>	<b>Net (additions)/withdrawals from dealings with members</b>		<b>5,165</b>
1,701	Management expenses	11	2,141
<b>(3,868)</b>	<b>Net (additions)/withdrawals including Fund management expenses</b>		<b>7,306</b>
	<b>Returns on investments</b>		
(13,011)	Investment income	12	(9,361)
48,680	(Profit) and losses on disposal of investments and changes in the market value of investments	14.3	(208,776)
<b>35,669</b>	<b>Net returns on investments</b>		<b>(218,137)</b>
<b>31,801</b>	<b>Net (increase)/decrease in the net assets available for benefits during the year</b>		<b>(210,831)</b>
<b>(721,254)</b>	<b>Opening net assets of the scheme</b>		<b>(689,453)</b>
<b>(689,453)</b>	<b>Closing net assets of the scheme</b>		<b>(900,284)</b>

### Net Assets Statement

2019/20 £000		Notes	2020/21 £000
685,130	Investment assets	14	896,818
<b>685,130</b>	<b>Total Investments</b>		<b>896,818</b>
5,662	Current assets	20	4,373
(1,339)	Current liabilities	21	(907)
<b>689,453</b>	<b>Net assets of the Fund available to Fund benefits at period end</b>		<b>900,284</b>

The Fund's financial statements do not take account of liabilities to pay pensions and other benefits after the period end. The actuarial present value of promised retirement benefits is disclosed in Note 19.

# Notes to the Pension Fund Accounts

## 1. Description of Fund

Merton Pension Fund (the fund”) is part of the Local Government Pension Scheme (LGPS) and is administered by the London Borough of Merton.

### a) General

The scheme is governed by the Public Service Pensions Act 2013. The fund is AdministeredQ in accordance with the following secondary legislation:

- the Local Government Pension Scheme Regulations 2013 (as amended)
- the Local Government Pension Scheme (Transitional Provisions, Savings and Amendment) Regulations 2014 (as amended)
- the Local Government Pension Scheme (Management and Investment of Funds) Regulations 2016.

It is a contributory defined benefit pension scheme administered by London Borough of Merton to provide pensions and other benefits for pensionable employees of Merton Council, and a range of other scheduled and admitted bodies within the borough. Teachers, police officers and firefighters are not included as they come within other national pension schemes.

The Fund is overseen by the Merton Pension Fund Advisory Panel, which is a committee of Merton Council.

### b) Membership

Membership of the LGPS is voluntary and employees are free to choose whether to join the scheme, remain in the scheme or make their own personal arrangements outside the scheme.

Organisations participating in the Merton Pension Fund include the following:

- scheduled bodies, which are automatically entitled to be members of the fund;
- admitted bodies, which participate in the fund under the terms of an admission agreement between the fund and the employer. Admitted bodies include voluntary, charitable and similar not-for-profit organisations, or private contractors undertaking a local authority function following outsourcing to the private sector.

Membership details are set out below:

Admitted Bodies	Scheduled Bodies
<ul style="list-style-type: none"> <li>• Greenwich Leisure</li> <li>• Clarion Housing</li> <li>• CATCH 22</li> </ul>	<ul style="list-style-type: none"> <li>• Wimbledon and Putney Commons Conservators</li> <li>• Harris Academy Merton</li> <li>• Harris Academy Morden</li> <li>• Harris Academy Primary</li> <li>• Harris Wimbledon</li> <li>• St Mark's Academy</li> <li>• Benedict Academy</li> <li>• Park Community School</li> <li>• CHAS (Contractors Health and Safety Assessment Scheme)</li> <li>• Beecholme Academy</li> <li>• Aragon Academy</li> <li>• Stanford Primary Academy</li> <li>• Chapel Street</li> </ul>

The following table summarises the membership numbers of the scheme.

2019/20		2020/21
	<b>Active Members</b>	
3,880	London Borough of Merton	3,871
415	Scheduled bodies	443
46	Admitted bodies	45
<b>4,341</b>		<b>4,359</b>
	<b>Pensioners</b>	
3,715	London Borough of Merton	3,780
171	Scheduled bodies	174
131	Admitted bodies	133
<b>4,017</b>		<b>4,087</b>
	<b>Deferred Pensioners</b>	
5,451	London Borough of Merton	5,421
390	Scheduled bodies	410
119	Admitted bodies	118
<b>5,960</b>		<b>5,949</b>

### c) Funding

The scheme is financed by contributions from employees and employers, together with income and proceeds from investment of the Pension Fund administered by the Authority in accordance with the Local Government Pension Scheme (Management and Investment of Funds) Regulations 2013.

Contributions are made by active members of the Fund and range from 5.5% to 12.5% of pensionable pay for the financial year ending 31<sup>st</sup> March 2021. The



employee contributions are matched by the employer contributions which are set based on triennial actuarial Funding valuations. The latest valuation occurred at 31 March 2019 (came into effect in 2020/21). Currently, employer contribution rates range from 12.0% to 26.4%. Some employers pay a monetary contribution towards past service costs.

#### **d) Benefits**

Prior to 1 April 2014, pension benefits under the LGPS were based on final pensionable pay and length of pensionable service,

From 1 April 2014, the scheme became a career average scheme, whereby members accrue benefits based on their pensionable pay in that year at an accrual rate of 1/49th. Accrued pension is uprated annually in line with the Consumer Prices Index.

There are a range of other benefits provided under the scheme including early retirement, disability pensions and death benefits.

Normal Pension Age is no longer assumed to be 65, but rather the State Pension Age, which is subject to change. This would affect survivor benefits and ill health provision.

## **2. Basis of Preparation**

The Statement of Accounts summarises the Fund's transactions for the 2020/21 financial year and its financial position at year-end as at 31 March 2021. The accounts have been prepared in accordance with the 'Code of Practice on Local Authority Accounting in the United Kingdom 2020/21', which is based upon International Financial Reporting Standards (IFRS), as amended for the UK public sector.

The financial statements summarise the transactions of the Fund and report on the net assets available to pay pension benefits. They do not take account of obligations to pay pensions and benefits, which fall due after the end of the Fund year. The actuarial position of the Fund, which does take account of such obligations, is disclosed in Note 19.

The Fund was 103% funded at the 31 March 2019 valuation and remained essentially the same (104%) as at 31 March 2021. The Fund cash flow is marginally negative since the new contribution rate came into place from April 2020.

However, the majority of the investment income is being reinvested into the respective investment for added growth.

The Fund is in a position to draw on its investments in the most appropriate order, should short term liquidity be required.

### **2.1 Going Concern**

The accounts have been prepared on a going concern basis. Merton Pension Fund is an open scheme with a strong covenant from the participating employers and therefore able to take a long-term outlook when considering the general funding implications of external events.

The impact of the Coronavirus pandemic on investment markets did adversely affect the performance of investments up to 31 March 2020, however from April 2020 investment performance has improved significantly and is performing better than the target level of return throughout 2020/21. This has resulted in an increase in the net asset of £210m from March 2020 to March 2021.

The latest actuarial funding update shows the Fund remains 104% funded at 31 March 2021. The vast majority of employers in the Fund are scheduled bodies and have secure public sector funding and as a result are more able to continue to make their pension contributions. To date the Fund has received no requests from scheduled and admitted bodies to defer pension contributions as a result of the pandemic.

Although the Fund is currently operating a relatively small operating cash flow shortfall it can disinvest to ensure that it is able to remain liquid for a period of at least 12 months from the date the financial statements are authorised for issue.

The Fund remains in a position to draw on its investments in the most appropriate order should short term liquidity be required with the vast majority of investment assets held being readily convertible to cash within a period of one month.

Recognising the mature nature of the Fund, with the increasing number of retired and deferred Fund members relative to active Fund members, the investment strategy of the Fund is now to reinvest in cash generating investment assets to address the current operating cash flow shortfall over time.

Considering all of the above the Fund considers it appropriate to prepare the financial statements on a going concern basis.

### **3. Summary of Significant Accounting Policies**

#### **Fund account – revenue recognition**

##### **3.1 Contribution Income**

Normal contributions, both from members and from the employer, are accounted for on an accruals basis at the percentage rate recommended by the Fund actuary in the payroll period to which they relate.

Employer deficit Funding contributions are accounted for on the due date on which they are payable in accordance with the recovery plan under which they are paid. Employers' deficit Funding contributions are made on the advice of the Authority's actuary. Their purpose is to finance the recovery of past service deficiencies over an agreed period (currently twelve years).

Refund of contributions have been brought into the accounts on the basis of all valid claims paid during the year rather than the date of leaving or date of retirement.

Where members of the pension scheme have no choice but to receive a refund or single cash sum on retirement, these accounts have included any material amounts as accruals.

## 3.2 Transfers to and from other schemes

Transfer values are sums paid to or received from other pension schemes, relating to periods of previous pensionable employment. These are included on the basis of payments made or receipts received in the case of individual transfers and on an accruals basis for bulk transfers, which are considered material to the accounts.

## 3.3 Investment income

Investment income is reported gross of taxation, regardless of whether tax may be payable on a portion of that income. Tax paid is reported separately if applies.

Dividend income is recognised on the date the shares are quoted ex-dividend. Any amount not received by the end of the reporting period is disclosed in the net assets statement as a current financial asset.

The figure shown as investment income is made up of different types of income (dividend income for equity, interest income for bond and distributions for pooled investments).

## Revenue account – expense items

### 3.4 Benefits Payable

Pensions and lump-sum benefits payable include all amounts known to be due as at the end of the financial year. Lump sums are accounted for in the period in which the member becomes a pensioner. Any amounts due but unpaid are disclosed in the net assets statement as current liabilities.

### 3.5 Taxation

The Fund is a registered public service scheme under section 1(1) of Schedule 36 of the Finance Act 2004 and as such is exempt from UK income tax on interest received and from capital gains tax on the proceeds of investments sold. Income from overseas investments suffers withholding tax in the country of origin, unless exemption is permitted. Irrecoverable tax is accounted for as a Fund expense as it arises.

By virtue of LB Merton being the Administering Authority, VAT input tax is generally recoverable on all Fund activities.

### 3.6 Management Expenses

The code does not require any breakdown of pension Fund administrative expenses. However, in the interests of greater transparency, the Fund discloses its management expenses in accordance with CIPFA's *Accounting for Local Government Pension Scheme Management Expenses (2016)*.

#### Investment Management Expenses

Fees of the external investment managers and custodian are agreed in the respective mandates governing their appointments. They are deducted from Fund assets managed by the Fund Managers. Custodian fees are paid via the custodian cash account.

A proportion of the Authority's costs representing management time spent by officers on investment management are charged to the Fund.

## Oversight and Governance Costs

All oversight and governance expenses are accounted for on an accruals basis. All staff costs associated with governance and oversight are charged direct to the Fund.

The cost of obtaining investment advice from the external advisor is included in oversight and governance costs.

## 3.7 Administrative Expenses

All administrative expenses are accounted for on an accruals basis. Pension administration has been carried out by the London Borough of Wandsworth on a shared service basis since 1<sup>st</sup> December 2013.

## Net Asset Statement

### 3.8 Investment Assets

All investment assets are included in the financial statements on a fair value basis as at the reporting date. A financial asset is recognised in the net assets statement on the date the Fund becomes party to the contractual acquisition of the asset. From this date any gains or losses arising from changes in the fair value of the asset are recognised in the Fund account.

The values of investments as shown in the net assets statement have been determined at fair value in accordance with the requirements of the Code and IFRS 13 (see Note 16). For the purposes of disclosing levels of fair value hierarchy, the Fund has adopted the classification guidelines recommended in Practical Guidance on Investment Disclosures (PRAG/Investment Association, 2016).

### 3.9 Movement in the net market value of investment

Changes in the net market value of investments (including investment properties) are recognised as income and comprise all realised and unrealised profits/losses during the year.

### 3.10 Foreign currency

All foreign currency investment transactions are converted into sterling at spot rate. The year end balances are converted using the 31<sup>st</sup> March rate to show the fair value of the investment.

### 3.11 Derivatives

The fund uses derivative financial instruments to manage its exposure to specific risks arising from its investment activities. The fund does not hold derivatives for speculative purposes.

### 3.12 Cash and cash equivalents

Dividends, interest, purchases, and sales of investments are accounted for at the spot market rates at the date of transaction. End of year spot rate is used to

calculate the closing cash balances held in foreign currency, overseas investments and purchases and sales outstanding at the end of the reporting period.

Cash equivalents are short term, highly liquid investments that are readily convertible to cash and subject to minimum risk of changes in value.

The cash balance includes cash held by the Fund managers , custodian and within the Funds' bank account.

### **3.13 Actuarial present value of promised retirement benefits**

The actuarial present value of promised retirement benefits is assessed on a triennial basis by the scheme actuary in accordance with the requirements of IAS19 and relevant actuarial standards.

As permitted under IAS26, the Fund has opted to disclose the actuarial present value of promised retirement benefits by way of a note to the Net Assets Statement (Note 19).

### **3.14 Additional Voluntary Contributions**

Merton Pension Fund provides an additional voluntary contribution (AVC) scheme for its members, the assets of which are invested separately from those of the pension fund with Prudential . AVCs are not included in the accounts in accordance with Section 4(1)(b) of the Local Government Pension Scheme (Management and Investment of funds) Regulations 2016 but are disclosed for information in Note 22.

### **3.15 Contingent Assets and Contingent Liabilities**

A contingent asset arises where an event has taken place giving rise to a possible asset whose existence will only be confirmed or otherwise by the occurrence of future events.

A contingent liability arises where an event has taken place prior to the year-end giving rise to a possible financial obligation whose existence will only be confirmed or otherwise by the occurrence of future events.

Contingent liabilities can also arise in circumstances where a provision would be made, except that it is not possible at the balance sheet date to measure the value of the financial obligation reliably.

Contingent assets and liabilities are not recognised in the net asset statement but are disclosed by way of narrative in the notes.

## **4. Critical Judgements in Applying Accounting Policies**

In applying the accounting policies set out in Note 3 above, the Authority has had to make certain critical judgements about complex transactions or those involving uncertainty about future events.

### **4.1 Pension Fund Liability**

Actuarial valuation of the Fund is carried out every three years and there are annual updates in the intervening years. These valuations determine the Pension Fund liability at a given date. There are various assumptions used by the actuary that underpin the valuations, therefore the valuations are subject to significant variances dependent on the assumptions used.

\*Please see Notes 18 and 19 for more detail.

## 5. Assumptions Made About the Future and Other Major Sources of Estimation Uncertainty

The main item in the Fund's Net Asset Statement at 31 March 2021 for which there is a significant possibility of material adjustment in the forthcoming financial year is the actuarial present value of promised retirement benefits.

Item	Uncertainties	Effect if actual results differ from assumptions
Actuarial present value of promised retirement benefits.	Estimation of the net liability to pay pensions and the judgements used in these estimations are carried out by the actuary, Barnett Waddingham LLP. The significant judgements are in regard to the discount rate used, salary increase projections, and retirement age.	The impact of a small change in the discount rate of +0.1% would decrease the closing defined benefit obligation by £22.4m and a -0.1% reduction would increase the obligation by £22.8m. An adjustment to the mortality age rating assumption of -1 yr would decrease the obligation by £51.8m.  McCloud- the actuary has included the impact of the McCloud as part of the 2019 Triennial valuation.
Unquoted Investments	The Pension Fund contains investments in unitised pooled property and private debt funds that are classified within the financial statements as level 3 investments (as detailed in note 14). These funds are valued according to non-exchange based market valuations.	As a result of this, the final realised value of those pooled units may differ slightly from the valuations presented in the accounts.

## 6. Events After The Reporting Date

A number of current legal issues affecting pension entitlements, such as the McCloud and Goodwin test cases and guaranteed minimum pensions remedies, are unlikely to have been fully resolved by the year-end. Where relevant the fund will make additional disclosure under this note.

## 7. Contributions Receivable

2019/20 £000	By Category	2020/21 £000
18,364	Employers	17,127
6,546	Members	7,100
<b>24,910</b>	<b>Total</b>	<b>24,227</b>

2019/20 £000	By Type	2020/21 £000
22,680	Administering	21,238
1,829	Scheduled	2,558
401	Admitted	431
<b>24,910</b>	<b>Total</b>	<b>24,227</b>

2019/20 £000	By Type	2020/21 £000
14,415	Employers normal	16,922
6,546	Employees normal	7,100
3,709	Deficit Funding	16
240	Employers additional	189
<b>24,910</b>	<b>Total</b>	<b>24,227</b>

## 8. Transfers In From Other Pension Funds

2019/20 £000		2020/21 £000
3,165	Individual Transfers	2,318
9,663	Group Transfer	0
<b>12,828</b>	<b>Total</b>	<b>2,318</b>

## 9. Benefits Payable

2019/20 £000	By Category	2020/21 £000
22,534	Pensions	23,286
3,640	Commutations and lump sum retirement benefits	3,582
401	Lump sum death benefits	65
<b>26,575</b>	<b>Total</b>	<b>26,933</b>

2019/20 £000	By Authority	2020/21 £000
24,182	Administering	24,929
836	Scheduled	1,216
1,557	Admitted	788
<b>26,575</b>	<b>Total</b>	<b>26,933</b>



## 10. Payments to and on Account of Leavers

2019/20 £000		2020/21 £000
5,461	Individual transfers	4,679
134	Refunds of contribution	100
(1)	State scheme premiums	(2)
<b>5,594</b>	<b>Total</b>	<b>4,777</b>

## 11. Management Expenses

2019/20 £000		2020/21 £000
632	Administrative costs	550
654	Investment management expenses	1,294
415	Oversight and governance costs	297
<b>1,701</b>	<b>Total</b>	<b>2,141</b>

### 11a. Investment Management Expenses

2020/21	Total £000	Management Fees £000	Performance Costs £000	Transaction Fees £000
Bonds	(4)	(4)	0	0.30
Pooled Investments	115	115	0	0
Pooled Property Investments	524	524	0	0
Private Debt	224	224	0	0
Infrastructure	448	448	0	0
Custody Fees	(13)	-	-	-
	<b>1,294</b>	<b>1,307</b>	<b>0</b>	<b>0.30</b>
Pooled Fees deducted at source	1,883	1,873	10	0
<b>Total</b>	<b>3,177</b>	-	-	-

**Note:** Fees deducted at source were calculated and deducted as part of the portfolio's daily Net Asset Value calculation.

2019/20	Total £000	Management Fees £000	Performance Costs £000	Transaction Fees £000
Bonds	174	174	0	0
Pooled Investments	(465)	(465)	0	0
Pooled Property Investments	295	295	0	0
Private Debt	379	379	0	0
Infrastructure	279	279	0	0
Custody Fees	(8)	-	-	-
	<b>654</b>	<b>662</b>	<b>0</b>	<b>0</b>
Pooled Fees deducted at source	1,663	1,652	11	0
<b>Total</b>	<b>2,317</b>	-	-	-

## 12. Investment Income

2019/20 £000		2020/21 £000
629	Bonds	174
3,536	Pooled equity investments	2,951
1,691	Pooled investments (Other)	3,993
890	Pooled property investments	851
4,246	Infrastructure	(872)
1,936	Private Debt	1,544
83	Other	720
<b>13,011</b>	<b>Total</b>	<b>9,361</b>

**Note:** Infrastructure credit due to Macquarie rebalance amounts in 19/20 being wrongly accounted for as dividend income.

## 13. External Audit Cost

	2019/20 £000	2020/21 £000
Payable in respect of external audit	16	16
Payable in respect of other services	17	11
<b>Total</b>	<b>33</b>	<b>27</b>

## 14. Investment

### 14.1 Asset management arrangements

The management of Pension Fund assets is delegated to external investment managers who are authorised to conduct investment management business in the UK by the Financial Conduct Authority (FCA). The table below shows the market value of the assets (including accrued dividends) by Fund Manager and the proportion managed by each manager as at 31 March 2021.

2019/20		Fund Manager	2020/21	
£000	%		£000	%
		<b>Investments managed by LCIV regional asset pool</b>		
68,529	10	Blackrock	94,195	10.5
25,753	3.8	JPM Emerging Markets	39,506	4.4
100,180	14.6	Baillie Gifford	145,056	16.2
32,909	4.8	Pyrford	0	0.0
0	0	Ruffer	37,389	4.2
71,358	10.4	RBC	104,412	11.6
59,756	8.7	CQS	74,847	8.3
		<b>Investments managed outside the LCIV regional asset pool</b>		
176,181	25.7	UBS Asset Management	219,363	24.5
11,277	1.7	Macquarie	8,353	0.9
7,339	1.1	Quinbrook	11,834	1.3
19,445	2.8	JPM Infrastructure	17,799	2.0
11,233	1.6	Churchill	16,353	1.8
4,474	0.7	Permira	15,043	1.7
88,961	13	Wells Fargo	104,906	11.7
7,578	1.1	Blackrock property	7,612	0.9
7	0	Aberdeen Asset Management	0	0.0
150	0	LCIV Subscription	150	0.0
<b>685,130</b>	<b>100.0</b>	<b>Total</b>	<b>896,818</b>	<b>100.0</b>

## 14.2 Analysis of investment assets and income

An analysis of investment assets at 31 March 2021 is shown in the following table.

Market Value 31 March 2020 £000		Market Value 31 March 2021 £000
	<b>Investment Assets</b>	
69,819	Bonds	71,973
395,323	Pooled equity investments	550,305
122,684	Pooled investments (other)	147,647
24,212	Pooled property investments	24,080
15,707	Private Debt	31,396
37,687	Infrastructure	37,506
(6,702)	Derivatives	246
25,851	Cash held with fund managers	33,035
399	Investment income due	480
<b>684,980</b>	<b>Total Investment Assets</b>	<b>896,668</b>
<b>0</b>	<b>Investment Liabilities</b>	<b>0</b>
<b>150</b>	<b>LCIV Subscription</b>	<b>150</b>
<b>685,130</b>	<b>Net investment assets</b>	<b>896,818</b>

### 14.3 Reconciliation of movements in investments and derivatives

The following table shows the movement in the market value of investments held during the financial year 2020/2021. The reconciliation shows the opening and closing value of investments analysed into major class of assets. The amount of sales and purchases is also shown.

	Market Value 1 April 2020 £000	Purchases during the year and derivative payments £000	Sales during the year and derivative receipts £000	Change in Market Value during the Year £000	Market Value 31 March 2021 £000
Bonds	69,819	103,118	(98,101)	(2,863)	71,973
Pooled Equity Investments	395,323	2,951	(16,500)	168,531	550,305
Pooled Investments Other	122,684	38,891	(34,898)	20,970	147,647
Private Debt	15,707	16,178	(4,263)	3,774	31,396
Infrastructure	37,687	3,249	0	(3,430)	37,506
Pooled Property	24,212	0	0	(132)	24,080
	665,432	164,387	(153,762)	186,850	862,907
<b>Derivative Contracts</b>					
Forward Currency Contracts	(6,702)	0	6,948	0	246
Bonds	0	0	0	11,767	0
	658,730	0	0	198,617	863,153
<b>Other Investment Balances</b>					
Cash with Fund Managers	25,851			7,191	33,035
Infrastructure Adjustment *	0			2,677	0
Gain on Currency	0			292	0
Investment Income Due	399			0	480
	26,250			10,159	33,515
<b>External investments at Market Value</b>	684,980				896,668
<b>LCIV Subscription</b>	150				150
<b>Investment Assets</b>	685,130			208,776	896,818

\*Note: The Infrastructure adjustment relates to Macquarie 19/20 call rebalance amounts that were incorrectly accounted for as contributions and dividend income. Being an unrealised loss in 19/20.

## Reconciliation of movements in investments and derivatives

The table below shows the movement in the market value of investments held during the financial year 2019/2020.

	Market Value 1 April 2019 £000	Purchases during the year and derivative payments £000	Sales during the year and derivative receipts £000	Change in Market Value during the Year £000	Market Value 31 March 2020 £000
Bonds	87,451	95,192	(87,451)	(25,373)	69,819
Pooled Equity Investments	0	33,225	0	362,098	395,323
Pooled Investments Other	587,322	1,691	(67,050)	(399,279)	122,684
Private Debt	8,080	13,388	0	(5,761)	15,707
Infrastructure	0	36,669	0	1,018	37,687
Pooled Property	23,749	1,000	0	(537)	24,212
	706,602	181,165	(154,501)	(67,834)	665,432
<b>Derivative Contracts</b>					
Forward Currency Contracts	0	0	0	(6,702)	(6,702)
	706,602	181,165	(154,501)	(74,536)	658,730
<b>Other Investment Balances</b>					
Cash with Fund Managers	991			25,857	25,851
Investment Income Due	129			0	399
<b>External Investments at Market Value</b>	707,722				684,980
<b>LCIV Subscription</b>	150				150
<b>Investment Assets</b>	707,872			(48,679)	685,130

### 14.4 Stock lending

There were no stock lending arrangements in place during the financial year ended 31 March 2021.

## 15. Fair Value – Basis of Valuation

The basis of the valuation of each class of investment asset is set out below. There has been no change in the valuation techniques used during the year. All assets have been valued using fair value techniques, which represent the highest and best price available at the reporting date.

Description of asset	Valuation hierarchy	Basis of valuation	Observable and unobservable inputs	Key sensitivities affecting the valuations provided
Market quoted investments	Level 1	Published bid market price ruling on the final day of the accounting period	Not required	Not required
Quoted bonds	Level 1	Market value based on current yields	Not required	Not required
Pooled investments - Property Funds	Level 2	Closing bid price where bid and offer prices are published Closing single price where single price published	NAV-based pricing set on a forward pricing basis	Not required
Unquoted equities	Level 3	The development, pre-construction and construction-stage assets are held at cost	Not required	Not required

### 15a Fair Value Hierarchy

The valuation of financial instruments can be classified into three levels, according to the quality and reliability of information used to determine fair values. All the financial instruments of the Fund are classified as level 1, 2 and 3, as follows:

Level 1 – Where the fair values are derived from unadjusted quoted prices in active markets for identical assets or liabilities. Comprise quoted equities, quoted bonds and unit trust.

Level 2 – Where quoted market prices are not available, or where valuation techniques are used to determine fair value based on observable data.

Level 3 – Where at least one input that could have a significant effect on the Instrument's valuation is not based on observable market data.

The following table provides an analysis of the financial assets and liabilities of the Pension Fund grouped into Levels 1, 2 and 3, based on the level at which the fair value is observable.

31 March 2020				31 March 2021		
Quoted market price Level 1 £000	Quoted market price Level 2 £000	Quoted market price Level 3 £000		Quoted market price Level 1 £000	Quoted market price Level 2 £000	Quoted market price Level 3 £000
588,827	16,659	53,394	Financial assets at fair value through profit and loss	777,933	16,468	68,902
26,250	0	0	Loans and Receivables	33,515		
0	0	0	Financial liabilities at fair value through profit and loss			
<b>615,077</b>	<b>16,659</b>	<b>53,394</b>	<b>Total</b>	<b>811,448</b>	<b>16,468</b>	<b>68,902</b>

## 16. Financial Instruments

### 16.1 Classification of financial instruments

The following table analyses the carrying amounts of financial assets and liabilities by category and Net Asset Statement heading.

31 March 2020				31 March 2021		
Designated at fair value through profit and loss	Assets at amortised cost	Financial liabilities at amortised costs		Designated at fair value through profit and loss	Assets at amortised cost	Financial liabilities at amortised costs
£000	£000	£000		£000	£000	£000
			<b>Financial Assets</b>			
69,819	0	0	Bonds	71,973	0	0
518,007	0	0	Pooled Investments	697,952	0	0
24,212	0	0	Pooled Property Investments	24,080	0	0
53,394	0	0	Private Debt & Infrastructure	68,902	0	0
0	150	0	LCIV Subscription	0	150	0
(6,702)	0	0	Derivatives	246	0	0
0	25,851	0	Cash With Fund Managers	0	33,035	0
399	0	0	Other Investment Balances	480	0	0
0	865	0	Sundry Debtors	0	1,172	0
0	3,106	0	Cash	0	1,248	0
<b>659,129</b>	<b>29,972</b>	<b>0</b>		<b>863,633</b>	<b>35,605</b>	<b>0</b>
			<b>Financial Liabilities</b>			
0	0	(1,339)	Sundry Creditors	0	0	(907)
<b>659,129</b>	<b>29,972</b>	<b>(1,339)</b>		<b>863,633</b>	<b>35,605</b>	<b>(907)</b>



## 16.2 Net gains and losses on financial instruments

The table below shows net gains on financial assets at fair value through profit and loss.

31 March 2020 £000	Financial Assets	31 March 2021 £000
(48,680)	Fair Value through profit and loss	208,776
(48,680)	<b>Total</b>	<b>208,776</b>

## 17. Nature and Extent of Risks Arising From Financial Instruments

### 17.1 Risk and risk management

The Fund's primary long-term risk is that the Fund's assets will fall short of its liabilities (i.e. promised benefits payable to members). Therefore, the aim of investment risk management is to minimise the risk of an overall reduction in the value of the Fund and to maximise opportunity for gains across the whole portfolio. The Fund achieves this through asset diversification to reduce exposure to market risk (price risk, currency risk and interest rate risk) and credit risk to an acceptable level. In addition, the Fund manages its liquidity risk to ensure there is sufficient liquidity to meet the Fund's forecast cash flows. The Fund manages these investment risks as part of its overall Pension Fund risk management programme.

Responsibility for the Fund's risk management strategy rests with the Pension Fund Advisory Panel. Risk management policies are established to identify and analyse the risks faced by the Authority's pensions operations. The Investment Strategy Statement and Risk Register are reviewed regularly to reflect changes in the Fund's strategy, activity and in market conditions. The Fund also ensures authorised investment managers are used through its rigorous Fund manager selection process. In addition, the Fund employs an adviser, Mercer, who provides advice on investment issues.

### 17.2 Market risk

The Fund is exposed to market risk from its investment activities, particularly through its equity holdings. The level of risk exposure depends on market conditions, expectations of future price and yield movements and the asset mix. The objective of the Fund's risk management strategy is to identify, manage and control market risk exposure within acceptable parameters, while optimising investment return.

### 17.3 Price risk

Potential price changes are based on the observed historical volatility of asset class returns. Riskier assets in the Fund such as equities display greater potential price volatility than bonds and other asset classes. The Fund investment managers mitigate this price risk through diversification and the selection of securities. Other financial instruments are monitored by the Authority to ensure they are within limits specified in the Fund investment strategy.

Asset Type	Value at 31 March 2021 £000	% Change	Value on Increase £000	Value on Decrease £000
Bonds	71,973	7.5	77,371	66,575
Equities & Emerging Markets	550,305	14.3	628,999	471,611
Diversified Growth	72,800	6.4	77,459	68,141
Multi Asset Credit	74,847	7.5	80,461	69,233
Pooled Property	24,080	2.2	24,610	23,550
Private Debt & Infrastructure	68,902	4.8	72,209	65,595
Cash	33,035	0.9	33,332	32,738
Derivatives	246	0	246	246
Income Due	480	0	480	480
LCIV Subscription	150	0	150	150
<b>Total Assets</b>	<b>896,818</b>	<b>9.6</b>	<b>995,317</b>	<b>798,319</b>

Asset Type	Value at 31 March 2020 £000	% Change	Value on Increase £000	Value on Decrease £000
Bonds	69,819	7.6	75,125	64,513
Equities & Emerging Markets	395,323	11.8	441,971	348,675
Diversified Growth	62,928	5.9	66,641	59,215
Multi Asset Credit	59,756	7.6	64,297	55,215
Pooled Property	24,212	3.6	25,084	23,340
Private Debt & Infrastructure	53,394	4.2	55,637	51,151
Cash	25,851	0.9	26,084	25,618
Derivatives	(6,702)	0.0	(6,702)	(6,702)
Income Due	399	0.0	399	399
LCIV Subscription	150	0.0	150	150
<b>Total Assets</b>	<b>685,130</b>	<b>8.3</b>	<b>748,686</b>	<b>621,574</b>

**Note:** The % change for total assets includes the impact of correlation across asset classes

The potential volatilities are consistent with one standard deviation movement in the change in value of the assets over three years. This was applied to the 31 March 2021 asset mix as shown in the following table (Note 17.4):

### 17.4 Other price risk

Other price risk represents the risk that the value of a financial instrument will fluctuate as a result of changes in market prices (other than those arising from interest rate risk or foreign exchange risk). Whether those changes are caused by factors specific to individual instrument or its issuer or factors affecting all such instruments in the market.

The Fund is exposed to share price risk. This arises from investments held by the Fund for which the future price is uncertain. All securities represent a risk of loss of capital. The maximum risk resulting from financial instruments is determined by the fair value of the financial instruments. The Fund's investment managers aim to mitigate this price risk through diversification and the selection of securities and other financial instruments.

The following table shows the volatility between the asset classes invested in.

Asset Type	Potential market movements (+/-) %
Bonds and Index Linked	7.5
Equities	14.3
Diversified Growth	6.4
Multi Asset Credit	7.5
Property	2.2
Private Debt and Infrastructure	4.8
Cash	0.9

### 17.5 Interest rate risk

The Fund invests in financial assets for the primary purpose of obtaining a return on investments. These investments are subject to interest rate risks, which represent the risk that the fair value or future cash flows of a financial instrument will fluctuate because of changes in market interest rates.

The Fund's interest rate risk is routinely monitored by the council and its investment advisors in accordance with the Fund's risk management strategy, including monitoring the exposure to interest rates and assessment of actual interest rates against the relevant benchmarks.

### 17.6 Currency risk

Currency risk represents the risk that the fair value of future cash flows of a financial instrument will fluctuate because of changes in foreign exchange rates. The Fund is exposed to currency risk on financial instruments that are denominated in any currency other than the GBP. The majority of foreign equities in the UBS portfolio are priced in GBP thereby reducing currency risk fluctuations. The % change has been derived from the measurement of volatility of the Fund over three years.

The table below shows the currency exposure by asset type as at 31 March 2021.

Asset Type	Value at 31 March 2021 £000	% Change	Value on Increase £000	Value on Decrease £000
Overseas Bonds	21,363	8.4	23,157	19,569
Private Debt & Infrastructure	53,447	8.4	57,937	48,957
<b>Total Overseas Assets</b>	<b>74,810</b>		<b>81,094</b>	<b>68,526</b>

The table below shows the currency exposure by asset type as at 31 March 2020.

Asset Type	Value at 31 March 2020 £000	% Change	Value on Increase £000	Value on Decrease £000
Overseas Bonds	4,032	7.4	4,330	3,734
Private Debt & Infrastructure	48,920	7.4	52,540	45,300
<b>Total Overseas Assets</b>	<b>52,952</b>		<b>56,870</b>	<b>49,034</b>

The following table calculates the aggregate currency exposure within the Fund as at 31 March 2021. In doing this we have applied the single outcome to all non-UK assets where the manager has not priced the security in GBP and multiplied the weight of each currency by the change in its exchange rate (relative to GBP) and sum to create the aggregate change.

Assets exposed to currency risk	Value at 31 March 2021 £000	% Change	Value on Increase £000	Value on Decrease £000
Overseas Bonds (US Dollar)	21,363	8.5	23,179	19,547
Private Debt & Infrastructure (US Dollar)	53,447	8.5	57,990	48,904
<b>Total</b>	<b>74,810</b>		<b>81,169</b>	<b>68,451</b>

Assets exposed to currency risk	Value at 31 March 2020 £000	% Change	Value on Increase £000	Value on Decrease £000
Overseas Bonds (US Dollar)	4,032	8.5	4,375	3,689
Private Debt & Infrastructure (US Dollar)	48,920	8.5	53,078	44,762
<b>Total</b>	<b>52,952</b>		<b>57,453</b>	<b>48,451</b>

## 17.7 Credit risk

Credit risk represents the risk that the counterparty to a transaction or financial instrument will fail to discharge an obligation and cause the Fund to incur a financial loss. The market values of investments generally reflect an assessment of credit in their pricing.

The average long-term credit rating in the bond portfolio is AA as at 31 March 2021. The investment manager reports on the credit quality of the portfolio on a quarterly basis.

The table below shows the credit quality for the Bond portfolio.

Value at 31 March 2020 £000		Value at 31 March 2021 £000
25,851	AAA	32,687
0	AA	71,973
69,819	AA-	0
<b>95,670</b>	<b>Total</b>	<b>104,660</b>

## **17.8 Liquidity risk**

Liquidity risk represents the risk that the Fund will not be able to meet its financial obligations as they fall due. The Pension Fund therefore takes steps to ensure that it always has adequate cash balance to meet its commitments. The Fund's cash holding as at 31 March 2021 was £1.2m (31 March 2020: £3.1m).

## **17.9 Refinancing risk**

This is the risk that the Authority will be bound to replenish a significant proportion of its Pension Fund financial instruments at a time of unfavourable interest rates. The Authority does not have any financial instruments that have a refinancing risk as part of its treasury management and investment strategy.

## 18. Funding Arrangements

In line with the Local Government Pension Scheme Regulations 2013, the Fund actuary undertakes a Funding valuation every three years for the purpose of setting employer contribution rates for the forthcoming triennial period. The last such valuation took place as at 31 March 2019 (effective from April 2020) and the next valuation will take place as at 31 March 2022.

The key elements of the Funding policy are:

1. To ensure the long-term solvency of the Fund, i.e. that sufficient Funds are available to meet pension liabilities as they fall due for payment;
2. To ensure that employer contribution rates are as stable as possible;
3. To minimise the long-term cost of the scheme by recognising the link between assets and liabilities and adopting an investment strategy that balances risk and return;
4. To reflect the different characteristics of employing bodies in determining contribution rates where it is reasonable to do so, and;
5. To use reasonable measures to reduce the risk to other employers and ultimately to the council taxpayer from an employer defaulting on its pension obligations.

The aim is to achieve 100% solvency over a period of 12 years and to provide stability in employer contribution rates by spreading any increases in rates over a period of time. Solvency is achieved when the Funds held, plus future expected investment returns and future contributions, are sufficient to meet expected future pension benefits payable.

As at the 2019 actuarial valuation, the Fund was assessed as 103% Funded. This corresponded to a surplus of £20m at that time of the valuation.

The table below shows the Funding level and deficit for the past three triennial valuations.

	2013 Valuation	2016 Valuation	2019 Valuation
Funding Level %	89.0	94.0	103.0
<b>Funding (Deficit)/surplus £m</b>	<b>(53.2)</b>	<b>(32.7)</b>	<b>20</b>

The assessed value of assets held by the Fund at 31 March 2019 was £718.m (2016 valuation: £526m), whilst the liabilities accrued in respect of pensionable service were £698m (2016 valuation: £558m).

The valuation of the Fund has been undertaken using the projected unit method under which the salary increase for each member is assumed to increase until they leave active service by death, retirement or withdrawal from service. The principal assumptions were as follows.

## Financial Assumptions

Financial Assumption		31-Mar-19	31-Mar-16
Discount rate		4.8%	5.5%
Pay increase	Long Term	3.6%	3.9%
	Short Term	N/A	Consumer Price Inflation (CPI) for period from 31 March 2016 to 31 March 2020
Consumer price inflation (CPI)		2.6%	2.4%
Pension increases		2.6%	2.4%
Pension increases on Guaranteed Minimum Pension (GMP)		Funds will pay limited increases for members that have reached SPA by 6 April 2016, with the Government providing the remainder of the inflationary increases. For members that reach SPA after this date, we have assumed that Funds are required to pay the entire inflationary increase.	For members that reach SPA after this date, we have assumed that Funds will be required to pay the entire inflationary increases.
Demographic Assumptions			
Male	Current Pensioners	21.4	24.3
	Retiring in 20 yrs	22.7	26.5
Female	Current Pensioners	24.0	25.9
	Retiring in 20 yrs	25.4	28.2

## 19. Actuarial Present Value of Promised Retirement Benefits

The accounting standard IAS26 sets out the measurement and disclosure principles for reporting retirement benefit plans. For this purpose, the Code of Practice requires that actuarial assumptions and methodology used should be based on IAS19 rather than the assumptions and methodology used for Funding purposes. In order to meet

this requirement, the Fund's actuary has carried out an additional assessment of the Fund as at 31 March 2021, using a valuation methodology that is consistent with IAS19.

The financial assumptions used for the purposes of the calculations are as follows:

Financial Assumptions	Assumptions as at 31 March 2020 %
Inflation/Pension Increase Rate	2.8
Salary Rate Increase	3.8
Discount Rate	2.0

The value of the Fund's promised retirement benefits as at 31 March 2021 was:

31 March 2020 £m		31 March 2021 £m
975	Present value of promised retirement benefits	1,266

## 20. Current Assets

31 March 2020 £000	Current Assets	31 March 2021 £000
1,691	Contributions Due	1,953
865	Sundry Debtors	1,172
3,106	Cash	1,248
<b>5,662</b>	<b>Total</b>	<b>4,373</b>

### Analysis of Debtors

31 March 2020 £000	Current Debtors	31 March 2021 £000
1,530	Administering Body	1,676
161	Admitted and Scheduled Bodies	277
865	Sundry Debtors	1,172
<b>2,556</b>	<b>Total</b>	<b>3,125</b>

## 21. Current Liabilities

31 March 2020 £000	Creditors	31 March 2021 £000
(83)	Fund Managers Fees	(4)
(928)	Sundry	(524)
(328)	Payroll	(379)
<b>(1,339)</b>	<b>Total</b>	<b>(907)</b>

## 22. Additional Voluntary Contributions

The scheme provides for members to pay Additional Voluntary Contributions (AVCs) to increase their benefit entitlement at retirement, subject to HMRC limits. Under Regulation 4 (2) (b) of the Local Government Pension Scheme (Management and Investment of Funds) Regulations 2009 (SI 2009 No: 3093), AVCs are not included



in the Pension Fund accounts but are paid over by the Authority's shared payroll service and invested by a specialist AVC provider, Prudential PLC, independently of the London Borough of Merton Pension Fund.

Due to technical issues at the Prudential, the amount of additional voluntary contributions paid by members during 2020/21 and the total value of accumulated AVC's as at 31 March 2021 is yet to be disclosed.

## 23. Related Parties

Merton Pension Fund is administered by London Borough of Merton. During the reporting period, the Council incurred costs of £0.36m (2019/20 £0.37m) in relation to the administration and management of the Fund and was reimbursed by the Fund for these expenses. The council is also the single largest employer of members of the pension Fund. All monies owing to and due from the Fund were paid in year.

No members of the pension Fund committee are in receipt of pension benefits from the Merton Pension Fund. The three officers and the two staff pensioner reps of the committee are active members of the Fund.

In addition, the four local pension board members are active members of the pension Fund.

Each member of the pension Fund committee is required to declare their interests at each meeting. No other declarations were made during the year.

### Key Management Personnel

The key management personnel of the Fund are the Director of Corporate Services, the Assistant Director of Resources and the Head of Treasury and Pensions. Total remuneration payable to key management personnel is shown below:

	31 March 2020 £	31 March 2021 £
Short-term benefits	80,412	87,186
<b>Total remuneration</b>	<b>80,412</b>	<b>87,186</b>

## 24. Contingent Liabilities & Contractual Commitments

Outstanding capital commitments (investments) at 31 March 2021 were £29.06m (31 March 2020 £46.7m).

These commitments relate to outstanding call payments due on private debt and infrastructure investments. The amounts 'called' by these investments are irregular in both size and timing over a period of between one and three years from the date of each original commitment.

The external auditor remain in discussion with PSAA about increasing the scale fee to reflect the additional work auditors are required to do to meet regulatory requirements. In the auditors' view, the scale fee for the Merton PF audit should be increased by £28,290.

# Statements of Responsibilities

## The Council's Responsibilities

The Council is required:

1. To make arrangements for the proper administration of its financial affairs and to ensure that one of its officers has the responsibility for the administration of those affairs. In this Council, that officer is the Director of Corporate Services.
2. To manage its affairs to secure economic, efficient and effective use of resources and to safeguard its assets.
3. To approve the Statement of Accounts.

### 1.1 The Director of Corporate Services' Responsibilities

The Director of Corporate Services is responsible for the preparation of the Council's statement of accounts in accordance with proper practices as set out in the CIPFA/LASAAC Code of Practice on Local Authority Accounting in the United Kingdom (the Code).

In preparing this Statement of Accounts, the Director of Corporate Services has:

1. Selected suitable accounting policies and then applied them consistently;
2. Made judgements and estimates that were reasonable and prudent;
3. Complied with the local authority Code of Practice.

The Director of Corporate Services has also:

1. Kept proper accounting records which were up to date;
2. Taken reasonable steps for the prevention and detection of fraud and other irregularities.

### 1.2 Certification of Responsible Finance Officer

I hereby certify that the Statement of Accounts give a true and fair view of the financial position of the Council at the accounting date and its income and expenditure for the year ended 31<sup>st</sup> March 2021.

Signed

*C Holland*

Director of Corporate Services  
30<sup>th</sup> September 2021

### 1.3 Approval of Accounts by Standards and General Purposes Committee

I hereby certify that the Statement of Accounts has been approved by resolution of the Standards and General Purposes Committee of the London Borough of Merton in accordance with the Accounts and Audit (England) Regulations 2015 and the Accounts and Audit (Coronavirus) (Amendment) Regulations 2020.

Signed

*Peter McCabe*  
*Chairman Standards and General Purposes Committee*  
*30 September 2021*

Further information about the accounts is available from:

Director of Corporate Services  
8<sup>th</sup> Floor  
Merton Civic Centre  
London Road  
MORDEN  
Surrey  
SM4 5DX

Or, alternatively, please ask for Nemashe Sivayogan 020 8545 3461

# Independent Auditor's Report

The final Auditors report will be received from EY following the S&GP Committee in September 2021

# Glossary

## ACCOUNTING POLICIES

Rules and practices followed in drawing up the accounts.

## ACCOUNTING CODE OF PRACTICE

The Code of Practice on Local Authority Accounting supports consistent financial reporting at the level of the formal statements of accounts.

## ACCRUALS

The concept that income and expenditure are recognised as they are earned or incurred, not as money is received or paid. This concept is reflected in the accounts by the inclusion of debtors and creditors.

## ACTUARIAL GAINS AND LOSSES

For a defined benefit pension scheme, the changes in actuarial deficits or surpluses that arise because:

1. Events have not coincided with the actuarial assumptions made for the last valuation (experience gains and losses); or
2. The actuarial assumptions have changed.

## AMORTISED COST

A way of measuring financial instruments that ignores changes in fair value. Defined as the amount at which a financial instrument is measured when it is first brought onto the Balance Sheet, adjusted for:

1. Repayments of principal (minus), and
2. Cumulative amortisation of any difference between the initial amount and the maturity amount (using the effective interest method) (plus or minus).

These differences might arise (e.g.) from transaction costs being set off against the principal amount of a loan, or interest being payable at less than market rates.

## AMORTISED COSTS FINANCIAL ASSETS

Investments for which any gains and losses in fair value are not accounted for until the investment matures or is sold. Defined as financial assets:

1. Held within a business model whose objective is to hold investments in order to collect their contractual cash flows, and
2. Which have the form of a basic lending arrangement (i.e. contractual terms give rise on specified dates to cash flows that are solely payments of principal and interest on the principal amount outstanding).

## APPROPRIATIONS

The assignment of revenue balances for specified purposes.

## **ASSET HELD FOR SALE**

An asset is classified as held for sale if its carrying amount will be recovered principally through a sale transaction rather than through continued use. The asset must be available for immediate sale in its present condition and its sale must be highly probable.

## **ASSETS**

These are rights or access to future economic benefits controlled by an entity as a result of past transactions or events.

## **BALANCES**

Balances are maintained to meet expenditure pending the receipt of income and to provide a cushion against expenditure being higher or income lower than expected.

Contributions to balances can be either a planned contribution from the revenue budget or a transfer of any revenue surplus at the year end. The maintenance of an appropriate level of balances is a fundamental part of prudent financial management.

## **BUDGET**

Statement of the spending plans for the year.

## **BUSINESS MODEL**

Arrangements for holding financial assets, whose objectives can involve making a return by either collecting the cash flows payable under the contracts for each investment (e.g. interest) or hoping to sell investments to gain from increases in their value.

## **CAPITAL ADJUSTMENT ACCOUNT (CAA)**

This reserve is debited with the historical cost of acquiring, creating or enhancing fixed assets over the life of those assets and with the historical cost of deferred charges. It is credited with resources set aside to finance capital expenditure. Where there is a credit balance, capital finance is being set-aside at a faster rate than resources have been consumed. Where there is a debit balance, fixed assets are being consumed in advance of their being financed.

## **CAPITAL CHARGES**

Charges to service revenue accounts to reflect the cost of fixed assets used in the provision of services.

## **CAPITAL EXPENDITURE**

Expenditure on the acquisition of a fixed asset or expenditure, which adds to, and not merely maintains, the value of an existing fixed asset.

## **CAPITAL RECEIPTS DEFERRED**

Capital receipts on the disposal of non-current assets where cash settlement is deferred.

## **CAPITAL RECEIPTS**

Proceeds from the sale of fixed assets and repayments of capital grants and loans. These are divided into reserved and usable parts.

## **CHARTERED INSTITUTE OF PUBLIC FINANCE AND ACCOUNTANCY (CIPFA)**

The Institute produces standards and codes of practice that must be followed in preparing the Council's financial statements.

## **COLLECTION FUND**

This is a statutory 'ring fenced' account. It records income and expenditure on Council Tax, Non Domestic Rates, payments to the precepting authorities and transfer to the Council's General Fund.

## **COMMUNITY ASSETS**

Assets that the local Council intends to hold in perpetuity, which have no determinable useful life and which may have restrictions on their disposal. Examples include parks and historic buildings.

## **COMPREHENSIVE SPENDING REVIEW (CSR)**

The CSR is a governmental process carried out by HM Treasury which sets out fixed three-year departmental expenditure limits and through public sector service agreements defines key service improvements.

## **CONTINGENT ASSETS AND LIABILITIES**

A contingent asset is a possible asset, which may arise in the future if certain events take place. A contingent liability is a possible loss or charge, which may arise in the future if certain events take place. In both cases, these events may not be wholly within the control of the Council.

Contingent liabilities are not recognised in the accounts but should be disclosed by way of a note if there is a possible obligation which may require payment or a transfer of economic benefits.

## **CONTRACT ASSET**

An asset arising from a contract for the purchase of goods and/or services from the Council, where the Council has met some of its performance obligations but is not yet entitled unconditionally to receive payment

## **CONTRACT LIABILITY**

A liability arising from a contract for the purchase of goods and/or services from the Council, where the Council has received payment but has yet to meet the performance obligations relating to that payment.

## **CORPORATE GOVERNANCE**

Corporate Governance is the system by which local authorities direct and control their functions and communicate to their communities.

## **COUNCIL TAX**

This is the main source of local taxation to local authorities. It is levied on households within the Council's area and the proceeds are paid into the Collection Fund for distribution to precepting authorities and to the Council's own General Fund.

## **CREDIT-ADJUSTED EFFECTIVE INTEREST RATE**

The effective interest rate calculated for purchased or originated credit-impaired financial assets that takes into account expected credit losses.

## **CREDIT-IMPAIRED FINANCIAL ASSET**

A financial asset for which events have occurred that have a detrimental impact on the estimated future cash flows due to the Council (e.g. financial difficulties of the borrower, a breach of contract).

## **CREDIT LOSSES**

A measure of how much the Council would lose if the amounts owed to it by debtors and borrowers are not repaid. Defined as the shortfall between all the cash flows that are due contractually to the Council under a financial asset and those that it actually expects to receive (discounted using the investment's effective interest rate).

## **CREDITORS**

Money owed by the Council, which is due immediately or in the short term. Accordingly, it does not include money on taxation to the Council. Creditors are an example of the concept of accruals.

## **CURRENT SERVICE COST (PENSIONS)**

The increase in the present value of the liabilities earned by employees in the current period in a defined benefit scheme.

## **CURTAILMENT COSTS**

For a defined benefit scheme, an event that reduces the expected years of future service of present employees or reduces for a number of employees the accrual of defined benefits for some or all of their future service. Curtailments include:

1. Termination of employees' services earlier than expected, for example, as a restructuring of operations
2. Termination of, or amendment to, the terms of a defined benefit scheme so that some or all future service by current employees will no longer qualify for benefits or will qualify only for reduced benefits.

## **DEBTORS**

Money that is due to the Council but which has not yet been received. Debtors are an example of the concept of accruals.



### **DEFICIT FUNDING (Employers Additional Funding)**

An agreed additional payment made annually by the employer to the Pension Fund to cover a past service deficiency over a fixed recovery period.

### **DEFINED BENEFIT SCHEME**

A pension or other retirement benefit scheme other than a defined contribution scheme. Usually, the scheme rules define the benefits independently of the contributions payable, and the benefits are not directly related to the investments of the scheme. The scheme may be funded or unfunded (including notionally funded).

### **DEPRECIATION**

Depreciation is a charge to the revenue account to reflect the reduction in the useful economic life of a fixed asset. The reduction in the value of a fixed asset in the balance sheets is in line with the expected useful life.

### **DISCRETIONARY BENEFITS**

Retirement benefits which the employer has no legal, contractual or constructive obligation to award and are awarded under the Council's discretionary powers, such as The Local Government (Discretionary Payments) Regulations 1996, The Local Government (Discretionary Payments and Injury Benefits) (Scotland) Regulations 1998, or The Local Government (Discretionary Payments) Regulations (Northern Ireland) 2001.

### **EFFECTIVE INTEREST METHOD**

The method that uses effective interest rates to calculate the amortised cost of a financial instrument and allocates interest revenue or expense to the particular financial years over which the instrument is held.

### **EFFECTIVE INTEREST RATE**

The interest rate that exactly discounts future cash payments and receipts over the life of a financial instrument to the carrying amount (gross of any loss allowance) (asset) or to the amortised cost (liability). This might be different from the actual interest rate where (e.g.) transaction costs have been accrued or because of interest at less than market rates being spread over the term of the instrument.

### **EMOLUMENTS**

All sums paid to or receivable by an employee, and sums due by way of expenses allowances (as far as those sums are chargeable to UK income tax) and the money value of any other benefits received other than in cash.

### **EXCEPTIONAL ITEMS**

Material items, which derive from events or transactions that fall within the ordinary activities of the Council, but which are not expected to recur frequently or regularly.

Exceptional items should be shown as part of the Net Cost of Services to which they relate or on the face of the Income and Expenditure Account if that degree of prominence is necessary to give a fair representation of the accounts.

## **EXPECTED CREDIT LOSSES (ECLs)**

The credit losses that the Council estimates will arise from the amounts that it is currently owed. ECLs are calculated by measuring the losses that would arise from different default scenarios and calculates a weighted average loss based on the probability of each scenario taking place.

## **12 MONTH EXPECTED CREDIT LOSSES**

The expected credit losses for a financial asset that are projected for the possible default events that might happen only in the next financial year.

## **FAIR VALUE**

Fair value is defined as 'the price that would be received to sell an asset or paid to transfer a liability in an orderly transaction between market participants at the measurement date'. The IFRS 13 fair value hierarchy has three levels of valuation:

Level One – fair value has been obtained using quoted prices in active markets for identical items.

Level Two - fair value has been obtained using other inputs observable for the item.

Level Three – unobservable inputs have been used to reach fair value.

## **FAIR VALUE THROUGH OTHER COMPREHENSIVE INCOME FINANCIAL ASSETS**

Investments for which gains and losses in fair value are recognised on the Balance Sheet but do not impact on the Council's income as they arise but only when the investment matures or is sold. Defined as financial assets:

1. Held within a business model whose objective is achieved by both collecting contractual cash flows and selling investments; and
2. Which have the form of a basic lending arrangement (i.e., contractual terms give rise on specified dates to cash flows that are solely payments of principal and interest on the principal amount outstanding).

## **FAIR VALUE THROUGH PROFIT OR LOSS FINANCIAL ASSETS**

Defined as financial assets that do not qualify for measurement at amortised cost or fair value through other comprehensive income.

## **FINANCE LEASE**

A finance lease is one that transfers substantially all of the risks and rewards of ownership of a fixed asset to the lessee. It should be presumed that such a transfer of risks and rewards occurs if at the inception of a lease the present value of the minimum lease payments including any initial payment, amounts to substantially all (normally 90% or more), of the fair value of the leased asset.

## **FINANCIAL INSTRUMENT**

A financial instrument is a contract that gives rise to a financial asset of one entity and a financial liability or equity instrument of another entity.

## **FINANCIAL INSTRUMENTS ADJUSTMENT ACCOUNT**

This account provides a balancing mechanism between the different rates at which gains and losses are recognized under the SORP and are required by statute to be

met from the General Fund. The account is designed to hold the difference between the book value and fair value. It is not used at present because the sums involved are not significant.

### **FINANCIAL YEAR**

The financial year runs from the 1<sup>st</sup> April to the following 31<sup>st</sup> March.

### **FINANCIAL INSTRUMENT**

A financial instrument is any contract that gives rise to a financial asset in one entity and a financial liability or equity instrument in another. In practice, this covers both assets and liabilities and includes bank deposits, investments, debtors, loans and advances, debt premiums, creditors and borrowings.

### **FIXED ASSETS**

Tangible assets that yield benefits to the local Council and the services it provides for a period of more than one year. These can be tangible or intangible.

### **FTSE 100**

This is the index of the top 100 UK listed companies by market capitalisation.

### **GENERAL FUND**

The main fund of the Council, from which all expenditure is met and all income is paid, with the exception of those items, which by statute have to be taken to some other account.

### **GOVERNMENT GRANTS**

Financial assistance by government and other bodies, in the form of cash transfers to a Council in return for compliance with certain conditions relating to the activities of the Council.

### **GROSS EXPENDITURE**

The total expenditure of a fund or account.

### **GROUP ACCOUNTS**

Accounts that show the total financial results for a group of entities for a particular period, rather than the separate results of each entity.

### **HERITAGE ASSETS**

These are a class of assets which were formerly categorized as Community Assets. These assets are deemed to contribute to a nation's society, knowledge and/or culture.

### **IFRS**

International Financial Reporting Standards: these are the standards that have superseded national accounting standards. The Code of Practice which has replaced the SORP is fully IFRS based.

## **IMPAIRMENT**

The loss of value in a fixed asset arising from physical damage, deterioration in the quality of service provided by the asset or from a general fall in prices.

## **INCOME AND EXPENDITURE ACCOUNT**

Accounts which show all money receivable or payable by the Council in the accounting period to which they relate. Accounts that record receipts and payments are converted to income and expenditure by the inclusion of debtors and creditors.

## **INFRASTRUCTURE ASSETS**

Fixed assets that have no realistic expectation of being sold but are retained to deliver core services e.g. roads, drainage etc. and in respect of which expenditure cannot be recovered through disposal.

## **INTANGIBLE ASSETS**

Intangible assets are defined in IAS38 as 'identifiable non-monetary assets without physical substance'.

## **INTEREST COST (PENSIONS)**

For a defined benefit scheme, the expected increase during the period in the present value of the scheme liabilities because the benefits are one period closer to settlement.

## **INVESTMENTS (PENSION FUND)**

The investments of the pensions fund will be accounted for in the statements of that fund. However, authorities (other than district councils in Northern Ireland) are also required to disclose, as part of the disclosures relating to retirement benefits, the attributable share of pension scheme assets associated with their underlying obligations.

## **INVESTMENTS (NON-PENSION FUND)**

A long-term investment is an investment that is intended to be held for use on a continuing basis in the activities of the Council. Investments should be so classified only where an intention to hold the investment for the long term can clearly be demonstrated or where there are restrictions as to the investor's ability to dispose of the investment.

Investments, other than those in relation to the pensions fund that do not meet the above criteria should be classified as current assets.

## **JOINTLY CONTROLLED ENTITY**

A joint venture that involves the establishment of a corporation, partnership or other entity in which each venturer has an interest.

### **LCIV (LONDON COLLECTIVE INVESTMENT VEHICLE)**

LCIV is a Collective Investment Vehicle for London Local Authorities (LLA) Pension Funds which delivers broader investment opportunities and enhanced cost efficiencies than LLAs can achieve individually and overall better risk adjusted performance.

### **LEASING**

This facility is a means to obtain the use of vehicles, plant and computer equipment without actually owning these items.

### **LEVY**

An amount levied by a local council or other statutory body which is paid by the Council.

### **LIABILITIES**

An entity's obligations to transfer economic benefits as a result of past transactions or events.

### **LIFETIME EXPECTED CREDIT LOSSES**

The expected credit losses that are projected to arise from all possible default events that might happen in the lifetime of a financial asset.

### **LOSS ALLOWANCE**

An allowance made by setting funds aside to cover the expected credit losses calculated for a financial asset.

### **MATERIALITY**

Materiality sets the threshold for determining whether an item is relevant. This is defined as:

Information is material if omitting, misstating or obscuring it could reasonably be expected to influence decisions that the primary users of general purpose financial statements make on the basis of those financial statements, which provide financial information about a specific reporting entity.

Whether information is material will depend on the size and nature of the item in question judged in the particular circumstances of the case.

### **MHCLG**

This is the Government department for Housing, Communities and Local Government.

### **NAV (NET ASSET VALUE)**

Net Asset Value is the value of an entity's assets minus the value of its liabilities.

### **NET ASSETS**

The Net Assets of the Council is the amount that the Council owns (its assets) less the amount that it owes (its liabilities).

### **NET BOOK ASSETS**

The amount at which fixed assets are included in the balance sheet, i.e. their historical cost or current value less the cumulative amounts provided for depreciation.

### **NET CURRENT REPLACEMENT COST**

The cost of replacing or recreating the particular asset in its existing condition and in its existing use, i.e. the cost of its replacement or of the nearest equivalent asset, adjusted to reflect the current condition of the existing asset.

### **NET REALISABLE VALUE**

The open market value of an asset in its existing use (or open market value in the case of non-operational asset), less the expenses required realising the asset.

### **NET WORTH**

The Net Worth of the Council shows how the net assets of the Council are allocated between usable resources, resources that have been set aside to finance capital expenditure, unrealised gains from increases in asset values and the reserves which are needed to manage the complexities of local authority accounting.

### **NON-DOMESTIC RATE (NDR)**

The rates paid by businesses. The amount paid is based on the rateable value set by the Valuation Office multiplied by a rate in the £ set by the government, which is consistent throughout the country.

### **NON-OPERATIONAL ASSETS**

Fixed assets held by a local council but not directly occupied, used or consumed in the delivery of services. Examples of these assets are investment properties and assets that are surplus to requirements, pending sale or redevelopment.

### **OPERATIONAL ASSETS**

Fixed assets held and occupied, used or consumed by the local Council in the direct delivery of those services for which it has either a statutory or discretionary responsibility.

### **PAST DUE (FINANCIAL ASSETS)**

A financial asset for which a payment that was due contractually to the Council has not yet been paid.

### **PAST SERVICE COST**

For a defined benefit scheme, the increase in the present value of the scheme liabilities related to employee service in prior periods arising in the current period as a result of the introduction of, or improvement to, retirement benefits.

### **PAYMENTS OF PRINCIPAL AND INTEREST**

The amounts that would be paid under a basic lending arrangement. For accounting purposes, they comprise:

1. The repayment of the fair value of a financial asset when it was brought onto the Council's Balance Sheet (principal); and
2. Consideration for the time value of money, compensation for credit risk, recovery of basic lending costs and a profit margin (interest).

### **PENSION STRAIN (Employers Additional Funding)**

Payments made to the Pension Fund to cover additional costs to the Pension Fund where a member draws their pension benefits a lot earlier than expected.

### **PERFORMANCE OBLIGATION**

A promise in a contract with a service recipient for the Council to deliver goods and/or services.

### **POOLED VEHICLES**

A pooled vehicle is a single investment whose value and performance is the aggregate of a number of separate investments held within the pooled arrangement. Pooled investments are undertaken to improve the diversification and efficiency of investment activity, particularly where a similar spread of segregated investments would incur higher management costs, and be less economic.

### **POST BALANCE SHEET EVENTS**

These are events which arise after the end of the accounting period. They can be divided into

1. Adjusting events, which provide further evidence of conditions that existed at the end of the accounting period and that may require changes to the accounts.
2. Non Adjusting Events, which are indicative of conditions that arose subsequent to period end, that are reported by way of a note to the accounts.

### **PRECEPTS**

An amount collected by the Council as part of the Council Tax on behalf of another statutory body.

### **PRIVATE FINANCE INITIATIVE (PFI)**

PFI contracts are agreements with private sector organisations to refurbish, maintain and operate fixed assets on behalf of public sector organisations such as local authorities.

### **PRIOR PERIOD ADJUSTMENTS**

Prior period adjustments are material adjustments relating to the accounts of previous years and which arise from changes in accounting policies or from the correction of fundamental errors. A fundamental error is one that is of such significance as to destroy the validity of the financial statements. Prior period adjustments do not include normal recurring corrections or adjustments of accounting estimates made in prior years.

### **PURCHASED OR ORIGINATED CREDIT-IMPAIRED FINANCIAL ASSET**

A financial asset that was credit-impaired when it was first brought onto a Council's Balance Sheet.

### **PROVISIONS**

Amounts set aside for any liabilities or losses which are likely to be incurred, but which are uncertain as to the amounts or the dates on which they will arise.

### **REFCUS**

Revenue expenditure allowed to be funded by capital under statute.

### **RESERVES**

These are amounts set aside for specific purposes. The Council has discretion in whether it wishes to set aside these amounts as distinct from sums set aside in provisions.

### **RESIDUAL VALUE**

This is the estimate, based on current prices, of the increase in market value of the buildings transferred to New Schools under the PFI contract.

### **REVALUATION RESERVE**

The Revaluation Reserve records increases and reductions in the value of fixed assets when compared to their original book value. Reductions in value can be offset against accumulated revaluation gains before they are charged to the income and expenditure account.

### **REVENUE EXPENDITURE**

Expenditure incurred on day to day running costs and confined to accounts within one financial year.

### **REVENUE EXPENDITURE FUNDED BY CAPITAL RESOURCES UNDER STATUTE**

This is expenditure which is classified as revenue expenditure but which can be funded from capital resources under statutory requirements. This expenditure was called deferred charges under the 2007 SORP.

### **SCHEME LIABILITIES**

These are the liabilities of a defined benefit scheme for outgoings due after the valuation date. Scheme liabilities measured using the projected unit method reflect the benefits that the employer is committed to provide for service up to the valuation date.

### **SERVICE RECIPIENT**

A person or an organisation that has contracted with the Council (as part of the Council's normal business) to obtain goods and/or services in return for payment (or in exchange of goods/services to the Council).



## **SETTLEMENT COSTS**

An irrevocable action that relieves the employer (or the defined benefit scheme) of the primary responsibility for a pension obligation and eliminates significant risks relating to the obligation and the assets used to effect the settlement. Settlements include:

1. A lump-sum cash payment to scheme members in exchange for their rights to receive specified pension benefits;
2. The purchase of an irrevocable annuity contract sufficient to cover vested benefits; and
3. The transfer of scheme assets and liabilities relating to a group of employees leaving the scheme.

## **STOCKS**

The amount of unused or unconsumed supplies held in expectation of future use.

## **SUBSIDIARY**

An entity, including an unincorporated entity such as a partnership that is controlled by another entity (known as the parent).

## **SUPPORT SERVICES**

These are services that are not statutory local authority services but which give support to those services.

## **TRANSACTION PRICE**

The amount the Council expects to be entitled to under contract in exchange for transferring promised goods and/or services to a service recipient.\

## **USEFUL LIFE**

This is the period over which the local Council derives benefit from the use of a fixed asset.

## **VESTED RIGHTS**

In relation to a defined benefit scheme, these are: -

1. for active members, benefits to which they would unconditionally be entitled on leaving the scheme;
2. for deferred pensioners, their preserved benefits;
3. for pensioners, pensions to which they are entitled.

This page is intentionally left blank

# London Borough of Merton Audit results report

Year ended 31 March 2021

September 2021

Page 225

The EY logo consists of the letters 'EY' in a bold, white, sans-serif font. A yellow triangle is positioned above the 'Y', pointing downwards towards the top right corner of the logo.

Building a better  
working world



Private and Confidential

15 September 2021

London Borough of Merton  
Standards and General Purposes Committee  
Civic Centre  
Morden  
SM4 5DX

Dear Committee Members  
2021 Audit results report

We are pleased to attach our audit results report, summarising the status of our audit of the London Borough of Merton (the Authority) for the forthcoming meeting of the Standards and General Purposes Committee. We will update the Committee at its meeting scheduled for 21 September 2021 on further progress to that date and explain the remaining steps to the issue of our final opinion.

The audit is designed to express an opinion on the 2021 financial statements and address current statutory and regulatory requirements. This report contains our findings related to the areas of audit emphasis, our views on the Authority's accounting policies and judgements and material internal control findings. Each year sees further enhancements to the level of audit challenge and the quality of evidence required to achieve the robust professional scepticism that society expects. We thank the management team for supporting this process. We have also included an update on our work on value for money arrangements.

This report is intended solely for the information and use of the Standards and General Purposes Committee, other members of the Authority and senior management. It is not intended to be and should not be used by anyone other than these specified parties.

We welcome the opportunity to discuss the contents of this report with you at the Standards and General Purposes Committee meeting on 21 September 2021.

Yours faithfully

*E. Jackson.*

Elizabeth Jackson  
Associate Partner  
For and on behalf of Ernst & Young LLP  
Encl

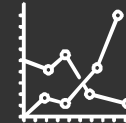
# Contents

01 Executive Summary

02 Areas of Audit Focus

03 Audit Report

04 Audit Differences



05 Value for Money

06 Other Reporting Issues

07 Assessment of Control Environment

08 Independence

09 Appendices

Page 227

Public Sector Audit Appointments Ltd (PSAA) issued the "Statement of responsibilities of auditors and audited bodies". It is available from the PSAA website (<https://www.psa.co.uk/audit-quality/statement-of-responsibilities/>). The Statement of responsibilities serves as the formal terms of engagement between appointed auditors and audited bodies. It summarises where the different responsibilities of auditors and audited bodies begin and end, and what is to be expected of the audited body in certain areas. The "Terms of Appointment and further guidance (updated April 2018)" issued by the PSAA sets out additional requirements that auditors must comply with, over and above those set out in the National Audit Office Code of Audit Practice (the Code) and in legislation, and covers matters of practice and procedure which are of a recurring nature. This report is made solely to the Standards and General Purposes Committee and management of the London Borough of Merton in accordance with the statement of responsibilities. Our work has been undertaken so that we might state to the Standards and General Purposes Committee, and management of the London Borough of Merton those matters we are required to state to them in this report and for no other purpose. To the fullest extent permitted by law we do not accept or assume responsibility to anyone other than the Standards and General Purposes Committee and management of the London Borough of Merton for this report or for the opinions we have formed. It should not be provided to any third-party without our prior written consent.



01

# Executive Summary

# Executive Summary

## Scope update

In our audit planning report presented to the Standards and General Purposes Committee meeting on 11 March 2021, we provided you with an overview of our audit scope and approach for the audit of the financial statements. We carried out our audit in accordance with this plan, with the following updates:

### Changes in materiality

We updated our planning materiality assessment using the draft financial statements and have also reconsidered our risk assessment

Materiality	Group (£m)		Authority (£m)	
	Outline Audit Plan	Final	Outline Audit Plan	Final
Planning Materiality	£9.8m	£10.0m	£9.6m	£9.9m
Performance Materiality	£7.3m	£7.5m	£7.2m	£7.4m
Audit Differences	£0.5m	£0.5m	£0.5m	£0.5m

### Changes to audit risks and areas of focus

Description	Detail of changes to our scope
In our outline audit plan we identified the implementation of Adelente as a significant risk to our audit of the financial statements.	<p>The Adelente system is a cash receipts only system which went live at the Authority on 29 March 2021. The total value of transactions in the financial year were below our performance materiality and we could agree the cash receipts recorded by the Authority back to third party bank confirmations and our review of bank reconciliations.</p> <p>Given the nature, timing and value of transactions processed through the system in 2020/21 we no longer consider the implementation of Adelente as a significant risk to our audit of the financial statements.</p>
<p>The Authority has a material Private Finance Initiative (PFI) arrangement in relation to schools.</p> <p>In our outline audit plan we highlighted the PFI as an area of higher inherent risk.</p>	<p>A detailed review of the PFI arrangements was undertaken by our internal expert in 2016-17 and followed-up in 2017-18, 2018-19 and 2019-20.</p> <p>Our review of the PFI model highlighted that there had been no changes to either the inputs or the model in 2020/21 and as such we reclassified this as a lower risk estimate.</p> <p>Our work on PFI confirmed that:</p> <ul style="list-style-type: none"> <li>• Outputs from the models were correctly reflected by the relevant accounting entries and disclosures in the financial statements.</li> <li>• PFI assets were correctly accounted for and disclosed.</li> </ul>



# Executive Summary

## Scope update

Additional audit procedures as a result of Covid-19

Other changes in the entity and regulatory environment as a result of Covid-19 that have not resulted in an additional risk, but result in the following impacts on our audit strategy were as follows:

Information Produced by the Entity (IPE):

We identified an increased risk around the completeness, accuracy, and appropriateness of information produced by the entity due to the inability of the audit team to verify original documents or re-run reports on-site from the Fund's systems. We undertook the following to address this risk:

- Used the screen sharing function of Microsoft Teams to evidence re-running of reports used to generate the IPE we audited; and
- Agreed IPE to scanned documents or other system screenshots.

Changes to reporting timescales

As a result of Covid-19, new regulations, the Accounts and Audit (Amendment) Regulations 2021 No 263, have been published and came into force on 31 March 2021. This announced a change to publication date for final, approved financial statements from 31 July to 30 September 2021 for all relevant authorities.

## Status of the audit

As at 15 September 2021 our audit work in respect of the Authority's opinion remains in progress. The following items relating to the completion of our audit procedures were outstanding at the date of this report:

- Final completion of our work on the valuation of land and buildings
- Conclusion of our work in respect of pensions following a nationally raised concern around information passed to the actuary and the accuracy of this in the actuarial model
- Receipt of the remaining supporting working papers for the National Non-Domestic Rates (NNDR) appeals provision, NNDR income and Covid-19 specific grants
- Final completion of our work on small number of other disclosures in the financial statements
- Receipt of outstanding sample items to complete our testing in a small number of areas including cash, debtors and creditors
- Review of Month 13 journals
- Final review of key working papers
- Update of our subsequent events procedures to the date of our opinion
- Final check of the updated financial statements and narrative report after completion of all outstanding procedures
- Receipt of a signed letter of management representation
- Whole of Government Accounts: We have yet to receive the NAO instructions on this for 2020/21.

Given that the audit process is still ongoing, we will continue to challenge the remaining evidence provided and the final disclosures in the Narrative Report and Accounts which could influence our final audit opinion, a current draft of which is included in Section 03.





# Executive Summary

## Auditor responsibilities under the new Code of Audit Practice 2020

Under the Code of Audit Practice 2020 we are required to consider whether the Authority has put in place 'proper arrangements' to secure economy, efficiency and effectiveness on its use of resources. The 2020 Code requires the auditor to design their work to provide them with sufficient assurance to enable them to report to the Authority a commentary against specified reporting criteria (see below) on the arrangements the Authority has in place to secure value for money through economic, efficient and effective use of its resources for the relevant period.

The specified reporting criteria are:

- Financial sustainability  
How the Authority plans and manages its resources to ensure it can continue to deliver its services;
- Governance  
How the Authority ensures that it makes informed decisions and properly manages its risks; and
- Improving economy, efficiency and effectiveness:  
How the Authority uses information about its costs and performance to improve the way it manages and delivers its services.

## Status of the audit – Value for Money

In the audit planning report presented to the Standards and General Purposes Committee in March 2021, we reported that we were yet to complete our value for money (VFM) risk assessment. We subsequently completed our planning risk assessment and did not identify any risk of significant weakness against the three reporting criteria we are required to consider under the NAO's 2020 Code.

We have revisited our assessment on completion of the audit of the financial statements and remain satisfied that we have not identified a risk of significant weakness. As a result, we have completed our planned VFM procedures. We plan to issue the VFM commentary as part of issuing the Auditor's Annual Report. There are no issues arising that impact on the auditor opinion report.



# Executive Summary

## Audit differences

Our audit has identified two unadjusted differences which we are required to report.

### Capital Grants (S106 grants)

The CIPFA Code and accompanying guidance notes specify the treatment of Capital grants, specifically in relation to S106 contributions. Section 2.3 of the code on Government and Non-Government Grants and the associated guidance notes state that each agreement should be reviewed individually to determine the appropriate accounting treatment. The same section further states that the grant or contribution should be recognised immediately if there are no conditions outstanding and gives further guidance to describe the difference between a restriction and a condition.

We tested a sample of S106 agreements and with reference to the guidance detailed above determined which grants contained a condition and should be treated as a capital grant receipt in advance and those which contained restrictions and should be transferred to the capital grants unapplied reserve. Our testing highlighted a number of agreements that had been accounted for as a Capital grant receipts in advance where there were no conditions present and as such should be transferred to the capital grants unapplied reserve. The authority has made an adjustment of £1.6m as a result of the factual misstatement. Additionally there is an unadjusted extrapolated difference of £3.9m.

### Additional Non-Domestic Rates (NNDR) Appeals Provision

Statistics compiled by the Ministry for Housing, Communities and Local Government, reveal that authorities are forecasting net additions to NNDR appeal provisions totalling £927m this financial year, and £1.2bn next year as such we assessed there to be a higher inherent risk of misstatement of the Authority's NNDR appeals provision. We reviewed the Authority's use of Analyse Local in producing the NNDR provision included within the financial statements with no issues noted.

The Authority has further reviewed the figures provided by Analyse Local and made a local adjustment to reduce the value of the provision by £5.8m. To evidence the reason for the reduction in provision the Authority has reviewed the top three rateable values totalling £3.1m and provided explanations as to why it is appropriate to reduce the provision for these properties. However, as the reasons for each reduction are different we cannot take further comfort across the remaining population and as such there is an unadjusted judgmental difference of £2.7m.

There were no misstatements greater than £9.9m (our materiality level) which have been corrected by management.

A small number of other non material amendments were made to disclosures appearing in the financial statements as a result of our work.

# Executive Summary

## Other reporting issues

We have reviewed the information presented in the Annual Governance Statement for consistency with our knowledge of the Authority. We have no matters to report as a result of this work.

We have not yet been able to perform the procedures required by the National Audit Office (NAO) on the Whole of Government Accounts submission. This is because HM Treasury are continuing to review the online 2020/21 WGA Data Collection Tool (DCT) and update the guidance that is available for preparers. Based on the last available update the DCT and guidance will be available in December 2021. Therefore the 2020/21 WGA component data will not be available for auditors to review until after that. Group Audit Instructions and the timetable for 2020/21 will necessarily follow any changes HMT make to the DCT and process.

We have no other matters to report.

## Areas of audit focus

In our audit planning report we identified a number of key areas of focus for our audit of the financial report of London Borough of Merton. This report sets out our observations and status in relation to these areas, including our views on areas which might be conservative and areas where there is potential risk and exposure. Our consideration of these matters and others identified during the period is summarised within the "Areas of Audit Focus" section of this report.

Fraud Risk	Findings & Conclusions
Misstatements due to fraud or error	Based on our work completed to 15 September 2021 we have not identified any material weaknesses in controls or evidence of material management override, instances of inappropriate judgements being applied; or any other transactions during our audit which appear unusual or outside the Authority's normal course of business.
Inappropriate capitalisation of revenue expenditure	Our sample testing of additions to Property Plant and Equipment and REFCUS: <ul style="list-style-type: none"> <li>• Found costs had been correctly classified as capital and included at the correct value.</li> <li>• Did not identify any revenue items that were incorrectly classified as capital.</li> </ul> Our review of judgements taken by management found them to be reasonable.

Significant Risk	Findings & Conclusions
Valuation of Land and Buildings	Our work in this area remains in progress as at 15 September 2021. Further details are set out in Section 2 of this report.

# Executive Summary

## Areas of audit focus (continued)

Area of audit focus / Inherent risk	Findings & Conclusions
Going Concern	<p>Management produced a going concern assessment. This was supported by cash flow forecasts through to March 2023. We reviewed the cashflow for reasonableness and the assumptions that underpinned them. We also reviewed and further challenged the going concern disclosure made by the Authority, checking for consistency with our knowledge of the Authority and the accounts.</p> <p>We are satisfied that it is an adequate reflection of management's assessment that it remains appropriate to prepare the financial statements on a going concern basis.</p>
National Non-Domestic Rates (NNDR) Appeals Provision	<p>Our work in this area remains in progress as at 15 September 2021.</p> <p>The Authority has reviewed the figures provided by Analyse Local and made a local adjustment to reduce the value of the provision by £5.8m. To evidence the reason for the reduction in provision the Authority has properties totalling £3.1m and provided explanations as to why it is appropriate to reduce the provision for these properties. However, as the reasons for each reduction are different we cannot take further comfort across the remaining population and as such there is an unadjusted judgmental difference of £2.7m.</p>
Accounting for Covid-19 related government grants	<p>Based on our work we are satisfied that the accounting treatment adopted for Covid-19 related government grants accorded with the Authority's assessment of whether it was acting as agent or principal, the underlying conditions of the grant and whether those conditions had been met.</p> <p>Our testing highlighted adjustments of £2.7m where the Authority had accounted for Covid-19 grants acting as agent but were in fact acting as principal.</p>
Pension Liability and Asset Valuation	<p>As at 15 September 2021 our planned work in this area is largely complete, but an issue has arisen across all local government audits that needs to be resolved prior to us being able to fully conclude our work. Further details are set out in Section 2 of this report.</p>

Page 234

## Control observations

We have adopted a fully substantive approach, so have not tested the operation of controls.

We have not identified any significant control deficiencies as part of the audit process, but we provide an update on two matters we raised as control observations in our prior year audit in Section 07 of this report.

## Independence

Please refer to Section 08 for our update on Independence.



## 02 Areas of Audit Focus



# Areas of Audit Focus

## Fraud risks

Misstatements due to fraud or error

### What is the risk?

The financial statements as a whole are not free of material misstatements whether caused by fraud or error.

As identified in ISA (UK) 240, management is in a unique position to perpetrate fraud because of its ability to manipulate accounting records directly or indirectly and prepare fraudulent financial statements by overriding controls that otherwise appear to be operating effectively.

We identify and respond to this fraud risk on every audit engagement.

Page 236

### What did we do and what judgements did we focus on?

We:

- Inquired of management about risks of fraud and the controls put in place to address those risks.
- Gained an understanding of the oversight given by those charged with governance of management's processes over fraud.
- Considered the effectiveness of management's controls designed to address the risk of fraud.

We also performed mandatory procedures which we are required to undertake regardless of specifically identified fraud risks. We:

- Tested the appropriateness of journal entries recorded in the general ledger and other adjustments made in the preparation of the financial statements.
- Assessed accounting estimates for evidence of management bias, including estimates with a higher level of inherent risk relating to the revaluation of PPE, IP & surplus assets and pension liability and asset valuation.
- Evaluated the business rationale for significant unusual transactions.

We utilised our data analytics capabilities to assist with our work.

Having re-evaluated this risk we have considered whether we need to perform other audit procedures not referred to above. We continued to conclude that only those procedures included under 'Inappropriate capitalisation of revenue expenditure' were required.

### What are our findings & conclusions?

As at 15 September 2021 our testing in this area is complete with the exception of full completion of our work on accounting estimates.

Based on our work completed to date we have not identified any:

- material weaknesses in controls or evidence of material management override;
- instances of inappropriate judgements being applied; or
- any other transactions during our audit which appear unusual or outside the normal course of business.



# Fraud risks (continued)

Inappropriate capitalisation of revenue expenditure

### What is the risk and potential impact on the financial statements?

Under ISA 240 there is a presumed risk that revenue may be misstated due to improper revenue recognition. In the public sector, this requirement is modified by Practice Note 10 issued by the Financial Reporting Council, which states that auditors should also consider the risk that material misstatements may occur by the manipulation of expenditure recognition.

We assessed that the risk of misreporting revenue outturn in the financial statements was most likely to be achieved through:

- Revenue expenditure being inappropriately recognised as capital expenditure at the point it is posted to the general ledger.
- Expenditure being classified as revenue expenditure financed as capital under statute (REFCUS) when it is inappropriate to do so.
- Expenditure being inappropriately transferred by journal from revenue to capital codes on the general ledger at the end of the year.

If this were to happen it would have the impact of understating revenue expenditure and overstating PPE additions and/or REFCUS in the financial statements.

### What did we do and what judgements did we focus on?

We:

- Tested additions to ensure that the expenditure incurred and capitalised is clearly capital in nature.
- Considered the need to test REFCUS to ensure that it is appropriate for the revenue expenditure incurred to be financed from ring fenced capital resources. However, we note that expenditure capitalised as REFCUS was well below our performance materiality level so there was no requirement to undertake any detailed testing.
- Sought to identify and understand the basis for any significant journals transferring expenditure from revenue to capital codes on the general ledger at the end of the year.

In testing the capitalised expenditure we focused on the following judgements:

- We sought to gain assurance the capitalised spend clearly enhanced or extended the useful life of assets rather than simply repairing or maintaining the assets on which it was incurred.
- We sought to gain comfort that any development or other related costs that were capitalised were reasonable to capitalise i.e. the costs incurred were directly attributable to bringing the asset into operational use.

We sought to utilise our data analytics capabilities to assist with our work, including journal entry testing.



### Fraud risks (continued)

#### What are our findings & conclusions?

Our sample testing of additions to PPE:

- Found costs had been correctly classified as capital and included at the correct value.
- Did not identify any revenue items that were incorrectly classified as capital.

Our review of judgements taken by management found that:

- Where relevant the capitalised spend clearly enhanced or extended the useful life of assets rather than simply repairing or maintaining the assets on which it was incurred.

Other capitalised costs were directly attributable to bringing assets into operational use.

Our data analytical procedures did not identify any journal entries that incorrectly moved expenditure into capital codes.





# Significant risk

### Valuation of Land and Buildings

#### What is the risk and potential impact on the financial statements?

The fair value of land and buildings represents a significant balance in the Authority's accounts and is subject to valuation changes, impairment reviews and depreciation charges. Management is required to make material judgemental inputs and apply estimation techniques to calculate the year-end balances recorded in the balance sheet. In the last two years the Authority has made improvements in its arrangements for supporting the production of materially accurate and complete valuations of its other land and buildings.

However, as one of the largest accounting estimates on the balance sheet and one dependent on a high degree of subjectivity we have continued to associate a significant risk to the valuation of land & buildings in the 2020/21 audit.

If land and buildings are incorrectly valued this could have the impact of understating or overstating the carrying value of assets and income and expenditure by a material amount.



## Areas of Audit Focus

# Significant risk

### What did we do and what judgements did we focus on?

We:

- Considered the work performed by the Authority's valuer, including the adequacy of the scope of the work performed, their professional capabilities and the results of their work.
- Sample tested key asset information used by the valuer in performing its valuation (e.g. floor plans to support valuations based on price per square metre) and challenged the key assumptions used by the valuer.
- Tested accounting entries have been correctly processed in the financial statements.
- Ensured that appropriate disclosure had been made in the accounts concerning the possibility of 'material uncertainty'.
- Commissioned EY Real Estates (EYRE), our internal specialists on asset valuations, to consider the valuation approach in more detail for a sample of assets. Sampling focussed on:

Page 240

- Assets more susceptible to the market volatility brought about by C-19. We consider this relates to assets carried at either fair value or EUV
- Asset categories where errors were noted in the prior year.
- Other significant classes of assets, for example schools, where we have no prior year knowledge of the approach of the new external valuer and there had been significant changes in the carrying value of assets from the prior year.

Performed mandatory procedures regardless of specifically identified fraud risks, including testing of journal entries and other adjustments in the preparation of the financial statements

### What are our findings & conclusions?

As at 15 September 2021 our work in this area remains in progress as we have not yet received final outputs from the EYRE consideration of a sample of assets subject to revaluation in the year.

The results of the EYRE review are also needed to fully complete our own local team testing of the revaluation.



# Areas of Audit Focus

## Area of audit focus

### Going Concern (Inherent Risk)

#### What is the risk?

There is a presumption that the Authority will continue as a going concern for the foreseeable future. However, the Authority is required to carry out a going concern assessment that is proportionate to the risks it faces. In light of the continued impact of Covid-19 there was a need for the Authority to ensure its going concern assessment, including its cashflow forecast, is thorough and appropriately comprehensive.

The Authority was also required to ensure that its going concern disclosure within the statement of accounts adequately reflects its going concern assessment and in particular highlights any uncertainties it has identified.

In addition, the auditing standard in relation to going concern (ISA570) has been revised with effect for the 2020/21 accounts audit.

#### What did we do and what judgements did we focus on?

We:

- Challenged management's identification of events or conditions impacting going concern.
- Tested management's resulting assessment of going concern by evaluating supporting evidence (including consideration of the risk of management bias).
- Reviewed the Authority's cashflow forecast covering the foreseeable future to ensure that it has sufficient liquidity to continue to operate as a going concern, including an assessment of any underlying need to borrow.
- Undertook a 'stand back' review to consider all of the evidence obtained, whether corroborative or contradictory, in drawing our conclusions on going concern.
- Challenged the disclosure made in the accounts in respect of going concern and any material uncertainties.

#### What are our findings & conclusions?

Management produced a going concern assessment. This was supported by cash flow forecasts through to March 2023. We reviewed the cashflow for reasonableness and the assumptions that underpinned them.

We also reviewed and further challenged the going concern disclosure made by the Authority, checking for consistency with our knowledge of the Authority and the accounts.

We are satisfied that it is an adequate reflection of management's assessment that it remains appropriate to prepare the financial statements on a going concern basis.



# Areas of Audit Focus

## Area of audit focus

National Non-Domestic Rates (NNDR)  
Appeals Provision  
(Inherent risk)

Page 242

### What is the risk?

Statistics compiled by the Ministry for Housing, Communities and Local Government, reveal that authorities are forecasting net additions to appeal provisions totalling £927m this financial year, and £1.2bn next year.

The reason behind the forecast increase is that, due to the impact of Covid-19, businesses are likely to seek reductions based on a decrease in rental prices on which rateable values are based.

In light of this we consider there to be a higher inherent risk of misstatement of the Authority's NNDR appeals provision.

### What did we do and what judgements did we focus on?

We considered the Authority's estimation of the NNDR appeals provision by

- Reviewing the assumptions made by the Authority's NNDR appeals provision specialist Analyse Local; and
- Assessed the reasonableness of any local adjustments made by the Authority on the NNDR appeals provision

### What are our findings & conclusions?

As at 15 September 2021 our planned work in this area is ongoing.

The collection fund contains a provision of £16.4m for the estimated cost of appeals against NNDR charges which may be settled in future years. The provision consists of £5.9m of threats, £6.6m of challenges from the 2017 appeals list and £3.9m from the 2010 appeals list, The Authority's share of this provision is £4.9m (30%).

We have assessed managements expert and reviewed the inputs they have used in formulating the provision and have no issues to report.

The Authority has reviewed the figures provided by Analyse Local and made a local adjustment to reduce the value of the threats provision suggested by £5.8m. To evidence the reason for the reduction in provision the Authority has reviewed properties totalling £3.1m and provided explanations as to why it is appropriate to reduce the provision for these properties.

However, as the reasons for each reduction are different we cannot take further comfort across the remaining population and as such there is an unadjusted judgmental difference of £2.7m.

We will seek management representation for this unadjusted judgmental difference.



# Areas of Audit Focus

## Area of audit focus

Accounting for Covid-19 related government grants (Inherent risk)

### What is the risk?

The Authority has received a significant level of government funding in relation to Covid-19.

Whilst there is no change in the CIPFA Code or accounting standard (IFRS 15) in respect of accounting for grant funding, the emergency nature of some of the grants received and in some cases the lack of clarity on any associated restrictions and conditions, means that the Authority will need to apply a greater degree of assessment and judgement to determine the appropriate accounting treatment in the 2020/21 statements.

Page 243

### What did we do and what judgements did we focus on?

We considered the Authority's judgement on material grants received in relation to whether it is acting as:

- Agent, where it has determined that it is acting as an intermediary; or
- Principal, where the Authority has determined that it is acting on its own behalf.

We sought to determine whether conditions were attached to the grant funding received and whether those conditions were met or not.

Considering the outcome of the above we considered the appropriateness of the accounting treatment for the grants, in particular whether the grants were correctly classified, and whether associated disclosure were also accurate.

### What are our findings & conclusions?

Based on our work we are satisfied that the accounting treatment adopted for Covid-19 related government grants accorded with the Authority's assessment of whether it was acting as agent or principal, the underlying conditions of the grant and whether those conditions had been met.

Our testing highlighted adjustments of £2.7m where the Authority had accounted for Covid-19 grants acting as agent but were in fact acting as principal.



# Areas of Audit Focus

## Area of audit focus

Pension Liability and Asset Valuation  
(Inherent risk)

### What is the risk?

The Local Authority Accounting Code of Practice and IAS19 require the Authority to make extensive disclosures within its financial statements regarding its membership of the Local Government Pension Scheme administered by the Authority.

The Authority's pension liability is a material estimated balance and the Code requires that this liability be disclosed on the Authority's balance sheet. At 31 March 2021 this totalled £340m in the draft financial statements.

The information disclosed is based on the IAS 19 report issued to the Authority by its actuary.

Accounting for this scheme involves significant estimation and judgement and therefore management engages an actuary to undertake the calculations on their behalf. ISAs (UK and Ireland) 500 and 540 require us to undertake procedures on the use of management experts and the assumptions underlying fair value estimates.

Page 2/4

### What did we do and what judgements did we focus on?

We:

- Liaised with the auditors of Merton Pension Fund, to obtain assurances over the information supplied to the actuary in relation to London Borough of Merton.
- Assess the work of the pension fund actuary (Barnett Waddingham) including the assumptions they have used by relying on the work of PWC - Consulting Actuaries commissioned by the National Audit Office for all Local Government sector auditors, and considering any relevant reviews by the EY actuarial team; and
- Review and test the accounting entries and disclosures made within the Authority's financial statements in relation to IAS19.

We also considered outturn information available at the time we undertook our work after production of the Authority's draft financial statements, for example the year-end actual valuation of pension fund assets. We used this to inform our assessment of the accuracy of estimated information included in the financial statements and whether any adjustments were required.

### What are our findings & conclusions?

As at 15 September 2021 our planned work in this area is largely complete. There were two low value adjustments to the valuation of fund liabilities on Merton Pension Fund due to a late adjustment to the valuation of level 3 investments. As these netted off no adjustment was required to the Authority's financial statements.

However, an issue has arisen across all local government audits that needs to be resolved prior to us being able to fully conclude our work. This is in relation to the impact of the new auditing standard on accounting estimates. We planned to take an audit approach to this estimate based on procedures to evaluate management's process.

The new auditing standard requires auditors to test the method of measurement of accounting estimates to determine whether the model is appropriately designed, consistently applied and mathematically accurate, and that the integrity of the assumptions and the data has been maintained in applying the model. Neither we, nor PWC as consulting actuaries commissioned by the NAO for all local government sector audits, are able to access the detailed models of the actuaries in order to evidence these requirements. Therefore, we have been required to modify our planned approach and undertake alternate procedures to create an auditor's estimate, to provide a different method of gaining assurance.

We will provide the Committee with a verbal update on progress at the 21 September 2021 meeting.



# 03 Audit Report



# Audit Report

## Draft audit report

### DRAFT INDEPENDENT AUDITOR'S REPORT TO THE MEMBERS OF THE LONDON BOROUGH OF MERTON

#### Our opinion on the financial statements

##### Opinion

We have audited the financial statements of the London Borough of Merton for the year ended 31 March 2021 under the Local Audit and Accountability Act 2014. The financial statements comprise the:

- Authority and Group Movement in Reserves Statement,
- Authority and Group Comprehensive Income and Expenditure Statement,
- Authority and Group Balance Sheet,
- Authority and Group Cash Flow Statement and the related notes 1 to 43,
- Collection Fund and the related notes 1 to 6

The financial reporting framework that has been applied in their preparation is applicable law and the CIPFA/LASAAC Code of Practice on Local Authority Accounting in the United Kingdom 2020/21.

In our opinion the financial statements:

- give a true and fair view of the financial position of the London Borough of Merton and Group as at 31 March 2021 and of its expenditure and income for the year then ended; and
- have been prepared properly in accordance with the CIPFA/LASAAC Code of Practice on Local Authority Accounting in the United Kingdom 2020/21.

##### Basis for opinion

We conducted our audit in accordance with International Standards on Auditing (UK) (ISAs (UK)) and applicable law. Our responsibilities under those standards are further described in the Auditor's responsibilities for the audit of the financial statements section of our report below. We are independent of the authority and group in accordance with the ethical requirements that are relevant to our audit of the financial statements in the UK, including the FRC's Ethical Standard and the Comptroller and Auditor General's (C&AG) AGN01, and we have fulfilled our other ethical responsibilities in accordance with these requirements.

We believe that the audit evidence we have obtained is sufficient and appropriate to provide a basis for our opinion.

##### Conclusions relating to going concern

In auditing the financial statements, we have concluded that the Director of Corporate Services use of the going concern basis of accounting in the preparation of the financial statements is appropriate. Based on the work we have performed, we have not identified any material uncertainties relating to events or conditions that, individually or collectively, may cast significant doubt on the authority's ability to continue as a going concern until March 2023.

Our responsibilities and the responsibilities of the Director of Corporate Services with respect to going concern are described in the relevant sections of this report. However, because not all future events or conditions can be predicted, this statement is not a guarantee as to the authority's ability to continue as a going concern.





# Audit Report

## Draft audit report

### DRAFT INDEPENDENT AUDITOR'S REPORT TO THE MEMBERS OF THE LONDON BOROUGH OF MERTON

#### Our opinion on the financial statements

##### Other information

The other information comprises the information included in the Statement of Accounts 2020/21. The Director of Corporate Services is responsible for the other information contained within the Statement of Accounts 2020/21.

Our opinion on the financial statements does not cover the other information and, except to the extent otherwise explicitly stated in this report, we do not express any form of assurance conclusion thereon.

Our responsibility is to read the other information and, in doing so, consider whether the other information is materially inconsistent with the financial statements or our knowledge obtained in the course of the audit or otherwise appears to be materially misstated. If we identify such material inconsistencies or apparent material misstatements, we are required to determine whether there is a material misstatement in the financial statements themselves. If, based on the work we have performed, we conclude that there is a material misstatement of the other information, we are required to report that fact.

We have nothing to report in this regard.

##### Matters on which we report by exception

We report to you if:

- in our opinion the annual governance statement is misleading or inconsistent with other information forthcoming from the audit or our knowledge of the Authority;
- we issue a report in the public interest under section 24 of the Local Audit and Accountability Act 2014;
- we make written recommendations to the audited body under Section 24 of the Local Audit and Accountability Act 2014;
- we make an application to the court for a declaration that an item of account is contrary to law under Section 28 of the Local Audit and Accountability Act 2014;
- we issue an advisory notice under Section 29 of the Local Audit and Accountability Act 2014;
- we make an application for judicial review under Section 31 of the Local Audit and Accountability Act 2014;
- we are not satisfied that the Authority has made proper arrangements for securing economy, efficiency and effectiveness in its use of resources for the year ended 31 March 2021.

We have nothing to report in these respects



# Audit Report

## Draft audit report

### DRAFT INDEPENDENT AUDITOR'S REPORT TO THE MEMBERS OF THE LONDON BOROUGH OF MERTON

#### Our opinion on the financial statements

##### Responsibility of the Director of Corporate Services

As explained more fully in the Statement of the Director of Corporate Services' Responsibilities set out on page 188, the Director of Corporate Services is responsible for the preparation of the Statement of Accounts, which includes the financial statements, in accordance with proper practices as set out in the CIPFA/LASAAC Code of Practice on Local Authority Accounting in the United Kingdom 2020/21, and for being satisfied that they give a true and fair view and for such internal control as the directors determine is necessary to enable the preparation of financial statements that are free from material misstatement, whether due to fraud or error. In preparing the financial statements, the Director of Corporate Services is responsible for assessing the Authority's ability to continue as a going concern, disclosing, as applicable, matters related to going concern and using the going concern basis of accounting unless the Authority either intends to cease operations, or have no realistic alternative but to do so. The Authority is responsible for putting in place proper arrangements to secure economy, efficiency and effectiveness in its use of resources, to ensure proper stewardship and governance, and to review regularly the adequacy and effectiveness of these arrangements.

Auditor's responsibilities for the audit of the financial statements objectives are to obtain reasonable assurance about whether the financial statements as a whole are free from material misstatement, whether due to fraud or error, and to issue an auditor's report that includes our opinion. Reasonable assurance is a high level of assurance, but is not a guarantee that an audit conducted in accordance with ISAs (UK) will always detect a material misstatement when it exists. Misstatements can arise from fraud or error and are considered material if, individually or in the aggregate, they could reasonably be expected to influence the economic decisions of users taken on the basis of these financial statements.

Explanation as to what extent the audit was considered capable of detecting irregularities, including fraud

Irregularities, including fraud, are instances of non-compliance with laws and regulations. We design procedures in line with our responsibilities, outlined above, to detect irregularities, including fraud. The risk of not detecting a material misstatement due to fraud is higher than the risk of not detecting one resulting from error, as fraud may involve deliberate concealment by, for example, forgery or intentional misrepresentations, or through collusion. The extent to which our procedures are capable of detecting irregularities, including fraud is detailed below. However, the primary responsibility for the prevention and detection of fraud rests with both those charged with governance of the entity and management.

We obtained an understanding of the legal and regulatory frameworks that are applicable to the Authority and determined that the most significant are:

- Local Government Act 1972,
- Local Government Finance Act 1988 (as amended by the Local Government Finance Act 1992,
- Local Government Act 2003,
- The Local Authorities (Capital Finance and Accounting) (England) Regulations 2003 as amended in 2018 and 2020,
- The Local Government Finance Act 2012,
- The Local Audit and Accountability Act 2014, and
- The Accounts and Audit Regulations 2015.



# Audit Report

## Draft audit report

### DRAFT INDEPENDENT AUDITOR'S REPORT TO THE MEMBERS OF THE LONDON BOROUGH OF MERTON

#### Our opinion on the financial statements

In addition, the Authority has to comply with laws and regulations in the areas of anti-bribery and corruption, data protection, employment Legislation, tax Legislation, general power of competence, procurement and health & safety.

We understood how the London Borough of Merton is complying with those frameworks by understanding the incentive, opportunities and motives for non-compliance, including inquiring of management, the head of internal audit and those charged with governance and obtaining and reading documentation relating to the procedures in place to identify, evaluate and comply with laws and regulations, and whether they are aware of instances of non-compliance. We corroborated this through our reading of the Authority's committee minutes. Based on this understanding we designed our audit procedures to identify non-compliance with such laws and regulations.

Our procedures had a focus on compliance with the accounting framework through obtaining sufficient audit evidence in line with the level of risk identified and with relevant legislation.

- We assessed the susceptibility of the Authority's financial statements to material misstatement, including how fraud might occur by understanding the potential incentives and pressures for management to manipulate the financial statements, and performed procedures to understand the areas in which this would most likely arise. Based on our risk assessment procedures, we identified the inappropriate capitalisation of revenue expenditure and management override of controls to be our fraud risks.

- To address our fraud risk of inappropriate capitalisation of revenue expenditure we tested the Authority's capitalised expenditure to ensure the capitalisation criteria were properly met and the expenditure was genuine.

- To address our fraud risk of management override of controls, we tested the appropriateness of journal entries recorded in the general ledger and other adjustments made in the preparation of the financial statements; assessed accounting estimates for evidence of management bias; and evaluated the business rationale for significant unusual transactions.

A further description of our responsibilities for the audit of the financial statements is located on the Financial Reporting Authority's website at <https://www.frc.org.uk/auditorsresponsibilities>. This description forms part of our auditor's report.



# Audit Report

## Draft audit report

### DRAFT INDEPENDENT AUDITOR'S REPORT TO THE MEMBERS OF THE LONDON BOROUGH OF MERTON

#### Our opinion on the financial statements

Page 250

Scope of the review of arrangements for securing economy, efficiency and effectiveness in the use of resources

We have undertaken our review in accordance with the Code of Audit Practice, having regard to the guidance on the specified reporting criteria issued by the Comptroller and Auditor General (C&AG) in April 2021, as to whether the London Borough of Merton had proper arrangements for financial sustainability, governance and improving economy, efficiency and effectiveness. The Comptroller and Auditor General determined these criteria as those necessary for us to consider under the Code of Audit Practice in satisfying ourselves whether the London Borough of Merton put in place proper arrangements for securing economy, efficiency and effectiveness in its use of resources for the year ended 31 March 2021.

We planned our work in accordance with the Code of Audit Practice. Based on our risk assessment, we undertook such work as we considered necessary to form a view on whether, in all significant respects, the London Borough of Merton had put in place proper arrangements to secure economy, efficiency and effectiveness in its use of resources.

We are required under Section 20(1)(c) of the Local Audit and Accountability Act 2014 to satisfy ourselves that the Authority has made proper arrangements for securing economy, efficiency and effectiveness in its use of resources.

We are not required to consider, nor have we considered, whether all aspects of the Authority's arrangements for securing economy, efficiency and effectiveness in its use of resources are operating effectively.

Delay in certification of completion of the audit

We cannot formally conclude the audit and issue an audit certificate until we have completed the work necessary to issue our assurance statement in respect of the Authority's Whole of Government Accounts consolidation pack. We are satisfied that this work does not have a material effect on the financial statements or on our value for money conclusion.

Use of our report

This report is made solely to the members of London Borough of Merton, as a body, in accordance with Part 5 of the Local Audit and Accountability Act 2014 and for no other purpose, as set out in paragraph 43 of the Statement of Responsibilities of Auditors and Audited Bodies published by Public Sector Audit Appointments Limited. To the fullest extent permitted by law, we do not accept or assume responsibility to anyone other than the Authority and the Authority's members as a body, for our audit work, for this report, or for the opinions we have formed.



# 04 Audit Differences





## Audit Differences

In the normal course of any audit, we identify misstatements between amounts we believe should be recorded in the financial statements and the disclosures and amounts actually recorded. These differences are classified as “known” or “judgemental”. Known differences represent items that can be accurately quantified and relate to a definite set of facts or circumstances. Judgemental differences generally involve estimation and relate to facts or circumstances that are uncertain or open to interpretation.

The CIPFA Code and accompanying guidance notes specify the treatment of Capital grants, specifically in relation to S106 contributions. Section 2.3 of the code on Government and Non-Government Grants and the associated guidance notes state that each agreement should be reviewed individually to determine the appropriate accounting treatment. The same section further states that the grant or contribution should be recognised immediately if there are no conditions outstanding and gives further guidance to describe the difference between a restriction and a condition.

We tested a sample of S106 agreements and with reference to the guidance detailed above determined which grants contained a condition and should be treated as a capital grant receipt in advance and those which contained restrictions and should be transferred to the capital grants unapplied reserve. Our testing highlighted a number of agreements that had been accounted for as a Capital grant receipts in advance where there were no conditions present and as such should be transferred to the capital grants unapplied reserve. The authority has made an adjustment of £1.6m as a result of the factual misstatement. Additionally there is an unadjusted extrapolated difference of £3.9m.

We reviewed the Authority's use of Analyse Local in producing the NNDR provision included within the financial statements with no issues noted. The Authority has further reviewed the figures provided by Analyse Local and made a local adjustment to reduce the value of the provision by £5.8m. To evidence the reason for the reduction in provision the Authority has reviewed properties totalling £3.1m and provided explanations as to why it is appropriate to reduce the provision for these properties. However, as the reasons for each reduction are different we cannot take further comfort across the remaining population and as such there is an unadjusted judgmental difference of £2.7m.

We will seek management representation for these unadjusted differences.

There were no misstatements greater than £9.9m which have been corrected by management.

A small number of other non material amendments were made to disclosures appearing in the financial statements as a result of our work.



05

## Value for Money



# Value for money

## The Authority's responsibilities for value for money (VFM)

The Authority is required to maintain an effective system of internal control that supports the achievement of its policies, aims and objectives while safeguarding and securing value for money from the public funds and other resources at its disposal.

As part of the material published with its financial statements, the Authority is required to bring together commentary on its governance framework and how this has operated during the period in a governance statement. In preparing its governance statement, the Authority tailors the content to reflect its own individual circumstances, consistent with the requirements set out in the Cipfa code of practice on local authority accounting. This includes a requirement to provide commentary on its arrangements for securing value for money from their use of resources.

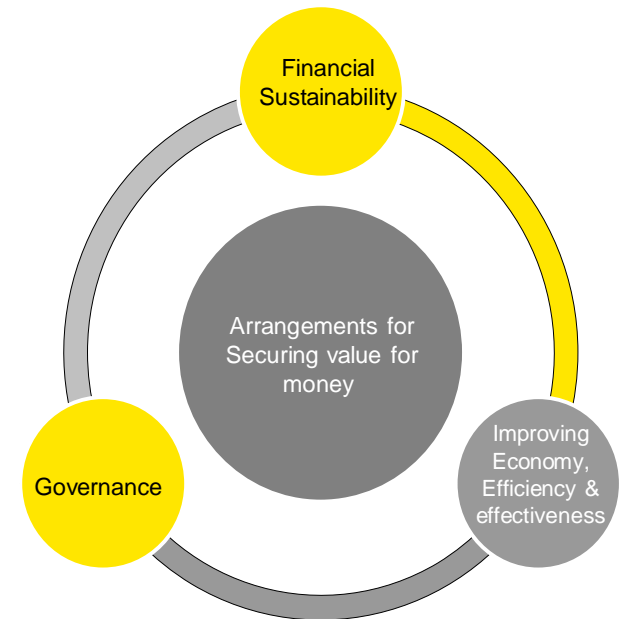
Page 254

## Risk assessment

In the outline Audit Planning Report presented to the Standards and General Purposes Committee in March 2021, we reported that we were yet to complete our value for money (VFM) risk assessment. We subsequently completed our planning risk assessment and did not identify any risk of significant weakness against the three reporting criteria we are required to consider under the NAO's 2020 Code.

We have revisited our assessment on completion of the audit of the financial statements and remain satisfied that we have not identified a risk of significant weakness. As a result, we have completed our planned VFM procedures.

We plan to issue the VFM commentary as part of issuing the Auditor's Annual Report. There are no issues arising that impact on our audit opinion.







## 06 Other reporting issues

## Other reporting issues

### Consistency of other information published with the financial statements, including the Annual Governance Statement

We must give an opinion on the consistency of the financial and non-financial information in the Statement of Accounts 2020/21 with the audited financial statements. We must also review the Annual Governance Statement for completeness of disclosures, consistency with other information from our work, and whether it complies with relevant guidance.

Financial information in the Statement of Accounts 2020/21 and published with the financial statements was consistent with the audited financial statements. We have reviewed the Annual Governance Statement and can confirm it is consistent with other information from our audit of the financial statements and we have no matters to report as a result of this work.

We have no other matters to report.

### Whole of Government Accounts

Alongside our work on the financial statements, we also review and report to the National Audit Office (NAO) on your Whole of Government Accounts return. The extent of our review, and the nature of our report, is specified by the NAO.

We have not yet been able to perform the procedures required by the NAO on the Whole of Government Accounts submission. This is because HM Treasury are continuing to review the online 2020/21 WGA Data Collection Tool (DCT) and update the guidance that is available for preparers. Based on the last available update the DCT and guidance is expected to be available in December 2021.

Therefore the 2020/21 WGA component data will not be available for auditors to review until after that. Group Audit Instructions and the timetable for 2020/21 will necessarily follow any changes HMT make to the DCT and process.

### Other powers and duties

We have a duty under the Local Audit and Accountability Act 2014 to consider whether to report on any matter that comes to our attention in the course of the audit, either for the Authority to consider it or to bring it to the attention of the public (i.e. "a report in the public interest").

We have no matters to report.

# Other reporting issues

### Other matters

As required by ISA (UK&I) 260 and other ISAs specifying communication requirements, we must tell you significant findings from the audit and other matters if they are significant to your oversight of the Authority's financial reporting process. They include the following:

- Significant qualitative aspects of accounting practices including accounting policies, accounting estimates and financial statement disclosures;
- Any significant difficulties encountered during the audit;
- Any significant matters arising from the audit that were discussed with management;
- Written representations we have requested;
- Expected modifications to the audit report;
- Any other matters significant to overseeing the financial reporting process;
- Findings and issues around the opening balance on initial audits (if applicable);
- Related parties;
- External confirmations;
- Going concern; and
- Consideration of laws and regulations.

We have nothing to report.



07

# Assessment of Control Environment



# Assessment of Control Environment

---

## Assessment of Control Environment

As part of our audit of the financial statements, we obtained an understanding of internal control sufficient to plan our audit and determine the nature, timing and extent of testing performed.

Although our audit was not designed to express an opinion on the effectiveness of internal control, we are required to communicate to you.

We have not identified any significant deficiencies in the design or operation of an internal control that might result in a material misstatement in your financial statements of which you are not aware.

We considered whether circumstances arising from COVID-19 resulted in a change to the overall control environment of effectiveness of internal controls, for example due to significant staff absence or limitations as a result of working remotely.

We identified no issues which we wish to bring to your attention/details of issues noted.



# 8 Independence

## Relationships, services and related threats and safeguards

The FRC Ethical Standard requires that we provide details of all relationships between Ernst & Young (EY) and the Authority and its members and senior management and its affiliates, including all services provided by us and our network to the Authority, its members and senior management and its affiliates, and other services provided to other known connected parties that we consider may reasonably be thought to bear on the our integrity or objectivity, including those that could compromise independence and the related safeguards that are in place and why they address the threats.

There are no relationships from 1 April 2020 to the date of this report, which we consider may reasonably be thought to bear on our independence and objectivity.

### Services provided by Ernst & Young

The table below sets out a summary of the fees that you have paid to us in the year ended 31 March 2021 in line with the disclosures set out in FRC Ethical Standard and in statute.

As at the date of this report, there are no future services which have been contracted and no written proposal to provide non-audit services has been submitted.

	Final fee 2020/21	Planned fee 2020/21	Final Fee 2019/20
	£	£	£
Scale Fee - Code work	£110,493	£110,493	£110,493
Planned 2019/20 recurrent fee variation reflecting the underlying level of additional risk at the Authority yet to be agreed by the Authority or PSAA (See Note 1)	£102,541	£102,541	£102,541
Revised Proposed Scale Fee	£213,034	£213,034	£213,034
Risk based fee variations (see Note 2)	TBC	TBC	£36,300
<b>Total Fees</b>	<b>TBC</b>	<b>TBC</b>	<b>£249,334</b>

Note 1 - In order to meet regulatory and compliance audit requirements not present in the market at the time of our most recent bid to PSAA, we undertook additional work at a fee of £102,541 to deliver the audit in 2019/20 which reoccurred in 2020/21 and we expect to reoccur in subsequent years. This additional fee has not been agreed with the Authority and is yet to be approved by PSAA.

Note 2 - The 2019/20 risk based fees have been agreed with the Director of Corporate Services but are yet to be fully approved by PSAA. We are yet to fully quantify 2020/21 risk based fee variations and agree them with the Authority. We will provide an update in due course.

## Other communications

### EY Transparency Report 2020

Ernst & Young (EY) has policies and procedures that instil professional values as part of firm culture and ensure that the highest standards of objectivity, independence and integrity are maintained.

Details of the key policies and processes in place within EY for maintaining objectivity and independence can be found in our annual Transparency Report which the firm is required to publish by law. The most recent version of this Report is for the year end 30 June 2020:

[EY UK Transparency Report 2020 | EY UK](#)





9

Appendices

## Audit approach update

We summarise below our approach to the audit of the balance sheet and any changes to this approach from the prior year audit.

Our audit procedures are designed to be responsive to our assessed risk of material misstatement at the relevant assertion level. Assertions relevant to the balance sheet include:

- Existence: An asset, liability and equity interest exists at a given date
- Rights and Obligations: An asset, liability and equity interest pertains to the entity at a given date
- Completeness: There are no unrecorded assets, liabilities, and equity interests, transactions or events, or undisclosed items
- Valuation: An asset, liability and equity interest is recorded at an appropriate amount and any resulting valuation or allocation adjustments are appropriately recorded

Presentation and Disclosure: Assets, liabilities and equity interests are appropriately aggregated or disaggregated, and classified, described and disclosed in accordance with the applicable financial reporting framework. Disclosures are relevant and understandable in the context of the applicable financial reporting framework





There were no significant changes to our audit approach apart from the additional work we were required to undertake to address the requirements of the new auditing standard on accounting estimates. This primarily impacted out audit procedures on:

- The revaluation of land and buildings classified as Property, Plant and Equipment (PPE), Investment Property (IP) and Surplus Assets.
- Pension liability and asset valuation.





## Appendix B

# Required communications with the Standards and General Purposes Committee

There are certain communications that we must provide to the those charged with governance of UK entities. We have detailed these here together with a reference of when and where they were covered:

			 Our Reporting to you
Required communications	 What is reported?	  When and where	
Terms of engagement	Confirmation by the Standards and General Purposes Committee of acceptance of terms of engagement as written in the engagement letter signed by both parties.	The statement of responsibilities serves as the formal terms of engagement between the PSAA's appointed auditors and audited bodies	
Our responsibilities	Reminder of our responsibilities as set out in the engagement letter.	The statement of responsibilities serves as the formal terms of engagement between the PSAA's appointed auditors and audited bodies	
Planning and audit approach	Communication of the planned scope and timing of the audit, any limitations and the significant risks identified. When communicating key audit matters this includes the most significant risks of material misstatement (whether or not due to fraud) including those that have the greatest effect on the overall audit strategy, the allocation of resources in the audit and directing the efforts of the engagement team.	Outline Audit Plan, March 2021 meeting of the Standards and General Purposes Committee	
Significant findings from the audit	<ul style="list-style-type: none"> <li>• Our view about the significant qualitative aspects of accounting practices including accounting policies, accounting estimates and financial statement disclosures</li> <li>• Significant difficulties, if any, encountered during the audit</li> <li>• Significant matters, if any, arising from the audit that were discussed with management</li> <li>• Written representations that we are seeking</li> <li>• Expected modifications to the audit report</li> <li>• Other matters if any, significant to the oversight of the financial reporting process</li> </ul>	Audit Results Report, September 2021 meeting of the Standards and General Purposes Committee	





# Appendix B

		 Our Reporting to you
Required communications	 What is reported?	  When and where
Fraud	<ul style="list-style-type: none"> <li>• Enquiries of the audit committee to determine whether they have knowledge of any actual, suspected or alleged fraud affecting the entity</li> <li>• Any fraud that we have identified or information we have obtained that indicates that a fraud may exist</li> <li>• Unless all of those charged with governance are involved in managing the entity, any identified or suspected fraud involving:               <ol style="list-style-type: none"> <li>a. Management;</li> <li>b. Employees who have significant roles in internal control; or</li> <li>c. Others where the fraud results in a material misstatement in the financial statements.</li> </ol> </li> <li>• The nature, timing and extent of audit procedures necessary to complete the audit when fraud involving management is suspected</li> <li>• Any other matters related to fraud, relevant to Standards and General Purposes Committee responsibility.</li> </ul>	Audit Results Report, September 2021 meeting of the Standards and General Purposes Committee
Related parties	Significant matters arising during the audit in connection with the entity's related parties including, when applicable: <ul style="list-style-type: none"> <li>• Non-disclosure by management</li> <li>• Inappropriate authorisation and approval of transactions</li> <li>• Disagreement over disclosures</li> <li>• Non-compliance with laws and regulations</li> <li>• Difficulty in identifying the party that ultimately controls the entity</li> </ul>	Audit Results Report, September 2021 meeting of the Standards and General Purposes Committee
Independence	Communication of all significant facts and matters that bear on EY's, and all individuals involved in the audit, objectivity and independence. Communication of key elements of the audit engagement partner's consideration of independence and objectivity such as: <ul style="list-style-type: none"> <li>• The principal threats</li> <li>• Safeguards adopted and their effectiveness</li> <li>• An overall assessment of threats and safeguards</li> <li>• Information about the general policies and process within the firm to maintain objectivity and independence</li> </ul>	Outline Audit Plan, March 2021 meeting of the Standards and General Purposes Committee  Audit Results Report, September 2021 meeting of the Standards and General Purposes Committee

# Appendix B

Required communications	What is reported?	When and where
Going concern	<p>Events or conditions identified that may cast significant doubt on the entity’s ability to continue as a going concern, including:</p> <ul style="list-style-type: none"> <li>• Whether the events or conditions constitute a material uncertainty related to going concern</li> <li>• Whether the use of the going concern assumption is appropriate in the preparation and presentation of the financial statements</li> <li>• The appropriateness of related disclosures in the financial statements</li> </ul>	Audit Results Report, September 2021 meeting of the Standards and General Purposes Committee
Misstatements	<ul style="list-style-type: none"> <li>• Uncorrected misstatements and their effect on our audit opinion, unless prohibited by law or regulation</li> <li>• The effect of uncorrected misstatements related to prior periods</li> <li>• A request that any uncorrected misstatement be corrected</li> <li>• Material misstatements corrected by management</li> </ul>	Audit Results Report, September 2021 meeting of the Standards and General Purposes Committee
Subsequent events	<ul style="list-style-type: none"> <li>• Enquiry of the audit committee where appropriate regarding whether any subsequent events have occurred that might affect the financial statements.</li> </ul>	Audit Results Report, September 2021 meeting of the Standards and General Purposes Committee
External confirmations	<ul style="list-style-type: none"> <li>• Management’s refusal for us to request confirmations</li> <li>• Inability to obtain relevant and reliable audit evidence from other procedures.</li> </ul>	Audit Results Report, September 2021 meeting of the Standards and General Purposes Committee
Consideration of laws and regulations	<ul style="list-style-type: none"> <li>• Subject to compliance with applicable regulations, matters involving identified or suspected non-compliance with laws and regulations, other than those which are clearly inconsequential and the implications thereof. Instances of suspected non-compliance may also include those that are brought to our attention that are expected to occur imminently or for which there is reason to believe that they may occur</li> <li>• Enquiry of the audit committee into possible instances of non-compliance with laws and regulations that may have a material effect on the financial statements and that the audit committee may be aware of</li> </ul>	Audit Results Report, September 2021 meeting of the Standards and General Purposes Committee

# Appendix B

		 Our Reporting to you
Required communications	 What is reported?	  When and where
Significant deficiencies in internal controls identified during the audit	<ul style="list-style-type: none"> <li>Significant deficiencies in internal controls identified during the audit.</li> </ul>	Audit Results Report, September 2021 meeting of the Standards and General Purposes Committee
Group Audits	<ul style="list-style-type: none"> <li>An overview of the type of work to be performed on the financial information of the components</li> <li>An overview of the nature of the group audit team's planned involvement in the work to be performed by the component auditors on the financial information of significant components</li> <li>Instances where the group audit team's evaluation of the work of a component auditor gave rise to a concern about the quality of that auditor's work</li> <li>Any limitations on the group audit, for example, where the group engagement team's access to information may have been restricted</li> <li>Fraud or suspected fraud involving group management, component management, employees who have significant roles in group-wide controls or others where the fraud resulted in a material misstatement of the group financial statements.</li> </ul>	Outline Audit Plan, March 2021 meeting of the Standards and General Purposes Committee  Audit Results Report, September 2021 meeting of the Standards and General Purposes Committee
Written representations we are requesting from management and/or those charged with governance	<ul style="list-style-type: none"> <li>Written representations we are requesting from management and/or those charged with governance</li> </ul>	Audit Results Report, September 2021 meeting of the Standards and General Purposes Committee
Material inconsistencies or misstatements of fact identified in other information which management has refused to revise	<ul style="list-style-type: none"> <li>Material inconsistencies or misstatements of fact identified in other information which management has refused to revise</li> </ul>	Audit Results Report, September 2021 meeting of the Standards and General Purposes Committee
Auditors report	<ul style="list-style-type: none"> <li>Key audit matters that we will include in our auditor's report</li> <li>Any circumstances identified that affect the form and content of our auditor's report</li> </ul>	Audit Results Report, September 2021 meeting of the Standards and General Purposes Committee

# Management representation letter

## Management Rep Letter

Ernst & Young LLP  
400 Capability Green  
Luton  
LU1 3LU  
United Kingdom

This letter of representations is provided in connection with your audit of the financial statements of the London Borough of Merton (“the Group and Authority”) for the year ended 31 March 2021. We recognise that obtaining representations from us concerning the information contained in this letter is a significant procedure in enabling you to form an opinion as to whether the consolidated and Authority financial statements give a true and fair view of the Group and Authority financial position of London Borough of Merton as of 31 March 2021 and of its income and expenditure and its cash flows for the year then ended in accordance with CIPFA LASAAC Code of Practice on Local Authority Accounting in the United Kingdom 2020/21.

We understand that the purpose of your audit of our financial statements is to express an opinion thereon and that your audit was conducted in accordance with International Standards on Auditing, which involves an examination of the accounting system, internal control and related data to the extent you considered necessary in the circumstances, and is not designed to identify - nor necessarily be expected to disclose - all fraud, shortages, errors and other irregularities, should any exist.

Accordingly, we make the following representations, which are true to the best of our knowledge and belief, having made such inquiries as we considered necessary for the purpose of appropriately informing ourselves:

### A. Financial Statements and Financial Records

1. We have fulfilled our responsibilities, under the relevant statutory authorities, for the preparation of the financial statements in accordance with the Accounts and Audit Regulations 2015 and CIPFA LASAAC Code of Practice on Local Authority Accounting in the United Kingdom 2020/21.
2. We acknowledge, as members of management of the Group and Authority, our responsibility for the fair presentation of the financial statements. We believe the financial statements referred to above give a true and fair view of the financial position, financial performance (or results of operations) and cash flows of the Group and Authority in accordance with the CIPFA LASAAC Code of Practice on Local Authority Accounting in the United Kingdom 2020/21, and are free of material misstatements, including omissions. We have approved the financial statements.
3. The significant accounting policies adopted in the preparation of the financial statements are appropriately described in the financial statements.
4. As members of management of the Group and Authority, we believe that the Group and Authority have a system of internal controls adequate to enable the preparation of accurate financial statements in accordance with the CIPFA LASAAC Code of Practice on Local Authority Accounting in the United Kingdom 2020/21 that are free from material misstatement, whether due to fraud or error. We have disclosed to you any significant changes in our processes, controls, policies and procedures that we have made to address the effects of the COVID-19 pandemic on our system of internal controls.
5. We believe that the effects of any unadjusted audit differences, summarised in the accompanying schedule, accumulated by you during the current audit and pertaining to the latest period presented are immaterial, both individually and in the aggregate, to the consolidated and Authority financial statements taken as a whole. We have not corrected these differences identified and brought to our attention by the auditor because **[LBM to specify reason]**
6. We confirm the Group and Authority does not have securities (debt or equity) listed on a recognized exchange.

# Management representation letter

## Management Rep Letter

### B. Non-compliance with law and regulations, including fraud

1. We acknowledge that we are responsible for determining that the Group and Authority's activities are conducted in accordance with laws and regulations and that we are responsible for identifying and addressing any non-compliance with applicable laws and regulations, including fraud.
2. We acknowledge that we are responsible for the design, implementation and maintenance of internal controls to prevent and detect fraud.
3. We have disclosed to you the results of our assessment of the risk that the consolidated and Authority financial statements may be materially misstated as a result of fraud.
4. We have no knowledge of any identified or suspected non-compliance with laws or regulations, including fraud that may have affected the Group or Authority (regardless of the source or form and including without limitation, any allegations by "whistleblowers"), including non-compliance matters:
  - involving financial statements;
  - related to laws and regulations that have a direct effect on the determination of material amounts and disclosures in the consolidated or Authority's financial statements;
  - related to laws and regulations that have an indirect effect on amounts and disclosures in the financial statements, but compliance with which may be fundamental to the operations of the Group or Authority's activities, its ability to continue to operate, or to avoid material penalties;
  - involving management, or employees who have significant roles in internal controls, or others; or
  - in relation to any allegations of fraud, suspected fraud or other non-compliance with laws and regulations communicated by employees, former employees, analysts, regulators or others.

### C. Information Provided and Completeness of Information and Transactions

1. We have provided you with:
  - Access to all information of which we are aware that is relevant to the preparation of the financial statements such as records, documentation and other matters;
  - Additional information that you have requested from us for the purpose of the audit; and
  - Unrestricted access to persons within the entity from whom you determined it necessary to obtain audit evidence.
2. All material transactions have been recorded in the accounting records and are reflected in the financial statements, including those related to the COVID-19 pandemic.
3. We have made available to you all minutes of the meetings of the Group, and Authority committees, including the Standards and general Purposes Committee held through the year to the most recent meeting on 21 September 2021.
4. We confirm the completeness of information provided regarding the identification of related parties. We have disclosed to you the identity of the Group and Authority's related parties and all related party relationships and transactions of which we are aware, including sales, purchases, loans, transfers of assets, liabilities and services, leasing arrangements, guarantees, non-monetary transactions and transactions for no consideration for the year ended, as well as related balances due to or from such parties at the year end. These transactions have been appropriately accounted for and disclosed in the financial statements.
5. We believe that the methods, significant assumptions and the data we used in making accounting estimates and related disclosures are appropriate and consistently applied to achieve recognition, measurement and disclosure that is in accordance with the CIPFA LASAAC Code of Practice on Local Authority Accounting in the United Kingdom 2020/21



# Management representation letter

## Management Rep Letter

6. We have disclosed to you, and the Group and Authority has complied with, all aspects of contractual agreements that could have a material effect on the consolidated and Authority financial statements in the event of non-compliance, including all covenants, conditions or other requirements of all outstanding debt.

7. From the date of our last management representation letter dated 5 November 2020 through the date of this letter we have disclosed to you any unauthorized access to our information technology systems that either occurred or to the best of our knowledge is reasonably likely to have occurred based on our investigation, including of reports submitted to us by third parties (including regulatory agencies, law enforcement agencies and security consultants) , to the extent that such unauthorized access to our information technology systems is reasonably likely to have a material impact to the financial statements, in each case or in the aggregate.

### D. Liabilities and Contingencies

1. All liabilities and contingencies, including those associated with guarantees, whether written or oral, have been disclosed to you and are appropriately reflected in the consolidated and Authority financial statements.

2. We have informed you of all outstanding and possible litigation and claims, whether or not they have been discussed with legal counsel.

3. We have recorded and/or disclosed, as appropriate, all liabilities related to litigation and claims, both actual and contingent, and have disclosed all guarantees that we have given to third parties.

### E. Going Concern

1. Note 42 to the financial statements discloses all the matters of which we are aware that are relevant to the Group and Authority's ability to continue as a going concern, including significant conditions and events, our plans for future action, and the feasibility of those plans.

### F. Subsequent Events

1. Other than described in Note 42 to the financial statements, there have been no events, including events related to the COVID-19 pandemic, subsequent to year end which require adjustment of or disclosure in the financial statements or notes thereto.

### G. Other information

1. We acknowledge our responsibility for the preparation of the other information. The other information comprises the information included in the Statement of Accounts 2020/21, other than the financial statements and our auditor's report thereon.

2. We confirm that the content contained within the other information is consistent with the financial statements.

### H. Estimates

#### Valuation of Property, Plant and Equipment

1. We agree with the findings of the specialists that we engaged to evaluate the valuation of assets and have adequately considered the qualifications of the specialists in determining the amounts and disclosures included in the consolidated and Authority financial statements and the underlying accounting records. We did not give or cause any instructions to be given to the specialists with respect to the values or amounts derived in an attempt to bias their work, and we are not otherwise aware of any matters that have had an effect on the independence or objectivity of the specialists.

2. We confirm that the significant judgments made in making the valuation of assets have taken into account all relevant information and the effects of the COVID-19 pandemic on asset valuations of which we are aware.

# Management representation letter

## Management Rep Letter

3. We believe that the selection or application of the methods, assumptions and data used by us have been consistently and appropriately applied or used in making the valuations.
4. We confirm that the disclosures made in the consolidated and Authority financial statements with respect to the accounting estimate(s), including those describing estimation uncertainty and the effects of the COVID-19 pandemic on the valuations, are complete and are reasonable in the context of the applicable financial reporting framework.
5. We confirm that appropriate specialized skills or expertise has been applied in making the valuations.
6. We confirm that no adjustments are required to the accounting estimates and disclosures in the consolidated and Authority financial statements.

### Retirement benefits

1. On the basis of the process established by us and having made appropriate enquiries, we are satisfied that the actuarial assumptions underlying the scheme liabilities are consistent with our knowledge of the business. All significant retirement benefits and all settlements and curtailments have been identified and properly accounted for.

### National non-domestic rates appeals provision

1. We believe that the measurement processes, including related assumptions and models, used to determine the accounting estimate have been consistently applied and are appropriate in the context of CIPFA LASAAC Code of Practice on Local Authority Accounting in the United Kingdom 2020/21
2. We confirm that the disclosures made in the consolidated and Authority financial statements with respect to the accounting estimate are complete, including the effects of the COVID-19 pandemic and made in accordance with CIPFA LASAAC Code of Practice on Local Authority Accounting in the United Kingdom 2020/21.

1. 3.

3. We confirm that no adjustments are required to the accounting estimate and disclosures in the consolidated and Authority financial statements due to subsequent events, including due to the COVID-19 pandemic.

Yours faithfully,

\_\_\_\_\_  
(Director of Corporate Services (Chief Financial Officer))

\_\_\_\_\_  
(Chairman of the Standards and General Purposes Committee)

About EY

EY is a global leader in assurance, tax, transaction and advisory services. The insights and quality services we deliver help build trust and confidence in the capital markets and in economies the world over. We develop outstanding leaders who team to deliver on our promises to all of our stakeholders. In so doing, we play a critical role in building a better working world for our people, for our clients and for our communities.

EY refers to the global organization, and may refer to one or more, of the member firms of Ernst & Young Global Limited, each of which is a separate legal entity. Ernst & Young Global Limited, a UK company limited by guarantee, does not provide services to clients. For more information about our organization, please visit [ey.com](http://ey.com).

© 2017 EYGM Limited.  
All Rights Reserved.

ED None

This material has been prepared for general informational purposes only and is not intended to be relied upon as accounting, tax, or other professional advice. Please refer to your advisors for specific advice.

[ey.com](http://ey.com)

This page is intentionally left blank

# Merton Pension Fund Audit results report

Year ended 31 March 2021

15 September 2021

Page 275

The EY logo consists of the letters 'EY' in a bold, white, sans-serif font. A yellow triangle is positioned above the 'Y', pointing downwards towards the top right corner of the logo area.

Building a better  
working world



Private and Confidential

15 September 2021

London Borough of Merton  
Standards and General Purposes Committee  
Civic Centre  
Morden  
SM4 5DX

Dear Committee Members  
2021 Audit results report

We are pleased to attach our audit results report for the forthcoming meeting of the Standards and General Purposes Committee. This report summarises our audit conclusion in relation to the audit of Merton Pension Fund for 2020/21. We will issue our final report soon after the Committee meeting on 21 September 2021.

Subject to concluding the outstanding matters listed in our report, we anticipate issuing an unqualified audit opinion on the financial statements in the form at Section 3 of this report.

This report is intended solely for the use of the Standards and General Purposes Committee, other members of the Authority, and senior management. It should not be used for any other purpose or given to any other party without obtaining our written consent.

We would like to thank your staff for their help during the engagement given the additional pressures they have faced responding to the pandemic and working remotely.

We welcome the opportunity to discuss the contents of this report with you at the Committee meeting on 21 September 2021.

Yours faithfully

*E. Jackson.*

Elizabeth Jackson  
Associate Partner  
For and on behalf of Ernst & Young LLP  
Encl

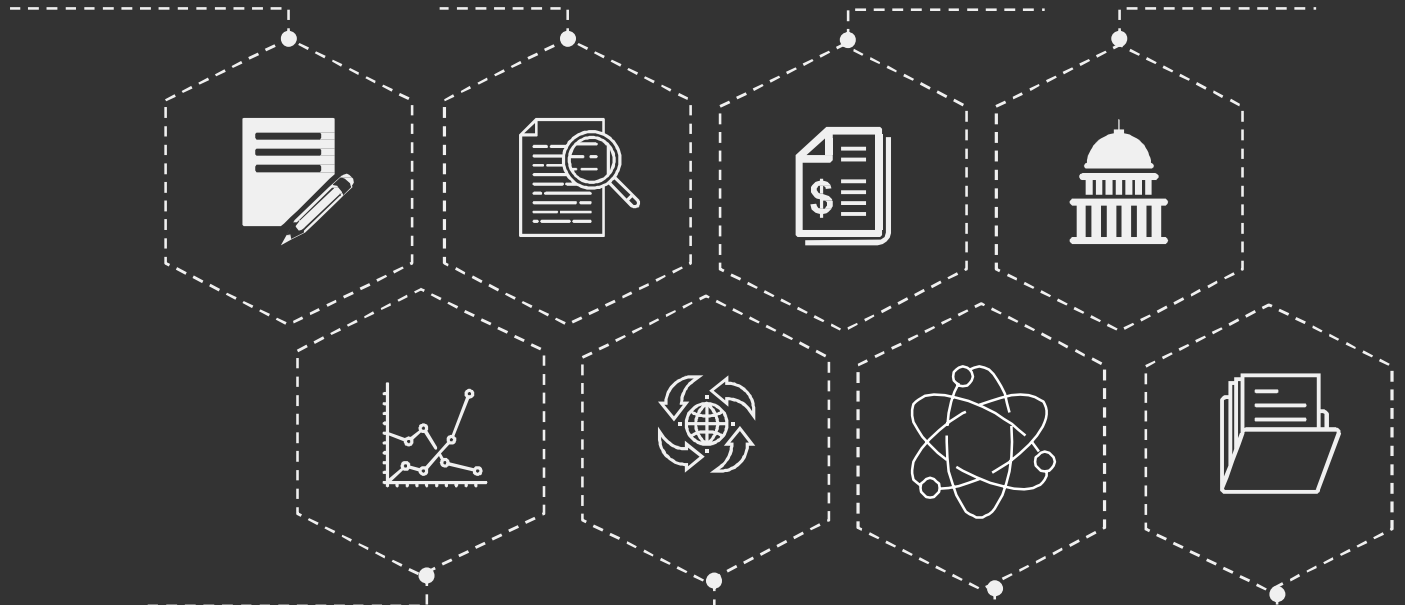
# Contents

01 Executive Summary

02 Areas of Audit Focus

03 Draft Audit Report

04 Audit Differences



05 Other reporting issues

06 Assessment of Control Environment

07 Independence

08 Appendices

Page 277

Public Sector Audit Appointments Ltd (PSAA) issued the “Statement of responsibilities of auditors and audited bodies”. It is available from the PSAA website (<https://www.psa.co.uk/audit-quality/statement-of-responsibilities/>). The Statement of responsibilities serves as the formal terms of engagement between appointed auditors and audited bodies. It summarises where the different responsibilities of auditors and audited bodies begin and end, and what is to be expected of the audited body in certain areas. The “Terms of Appointment and further guidance (updated April 2018)” issued by the PSAA sets out additional requirements that auditors must comply with, over and above those set out in the National Audit Office Code of Audit Practice (the Code) and in legislation, and covers matters of practice and procedure which are of a recurring nature. This report is made solely to the Standards and General Purposes Committee and management of the London Borough of Merton Pension Fund in accordance with the statement of responsibilities. Our work has been undertaken so that we might state to the Standards and General Purposes Committee, and management of the London Borough of Merton Pension Fund those matters we are required to state to them in this report and for no other purpose. To the fullest extent permitted by law we do not accept or assume responsibility to anyone other than the Standards and General Purposes Committee and management of the London Borough of Merton Pension Fund for this report or for the opinions we have formed. It should not be provided to any third-party without our prior written consent.



01

# Executive Summary



# Executive Summary

## Scope update

In our audit planning report tabled at the 11 March 2021 Standards and General Purposes Committee meeting, we provided you with an overview of our audit scope and approach for the audit of the financial statements. We carried out our audit in accordance with this plan with the following updates:

### Auditing accounting estimates

A revised auditing standard has been issued in respect of the audit of accounting estimates. The revised standard requires auditors to consider inherent risks associated with the production of accounting estimates. These could relate, for example, to the complexity of the method applied, subjectivity in the choice of data or assumptions or a high degree of estimation uncertainty. As part of this, auditors now consider risk on a spectrum (from low to high inherent risk) rather than a simplified classification of whether there is a significant risk or not. At the same time, we may see the number of significant risks we report in respect of accounting estimates to increase as a result of the revised guidance in this area. The changes to the standard may affect the nature and extent of information that we may request and will likely increase the level of audit work required. In addition to the valuation of level 3 and directly owned property investments, which we have treated as areas of audit focus in our approach, we also consider IAS 26 disclosures as a higher inherent risk estimate. We do not consider this to be an area of audit focus as entries in the Fund's financial statements are disclosure only and have no impact on the Fund's primary statements of account.

### Changes to reporting timescales

As a result of COVID-19, new regulations, the Accounts and Audit (Coronavirus) (Amendment) Regulations 2021 No. 263, have been published and came into force on 31 March 2021. This announced a change to publication date for final, audited accounts from 31 July to 30 September 2021 for all relevant authorities.

Changes in materiality - We updated our planning materiality assessment using the draft financial statements and have also reconsidered our risk assessment.

	Planning materiality	Performance materiality	Audit differences
	Our planning materiality represents 1% of the prior year's net assets, consistent year on year.	Performance materiality represents 75% of planning materiality and is the top of our range, consistent year on year.	We will report all uncorrected misstatements relating to the primary statements (net asset statement and fund account) greater than 5% of planning materiality.
Planned	£6.9m	£5.2m	£0.345m
Final	£9.0m	£6.8m	£0.450m



# Executive Summary

## Scope update (continued)

Additional audit procedures as a result of Covid-19

Other changes in the entity and regulatory environment as a result of Covid-19 that have not resulted in an additional risk, but resulted in the following impact on our audit strategy were as follows:

Information Produced by the Entity (IPE): We identified an increased risk around the completeness, accuracy, and appropriateness of information produced by the entity due to the inability of the audit team to verify original documents or re-run reports on-site from the Fund's systems. We undertook the following to address this risk:

- Used the screen sharing function of Microsoft Teams to evidence re-running of reports used to generate the IPE we audited; and
- Agree IPE to scanned documents or other system screenshots.

## Status of the audit

Page 280. Our audit work in respect of the Fund opinion is substantially complete. The following items relating to the completion of our audit procedures were outstanding at the date of this report.

- Unrecorded liabilities
- Testing of the actuary's IAS19 model
- Benefits Payable Testing
- Due to technical issues at the Prudential, the amount of additional voluntary contributions paid by members during 2020/21 and the total value of accumulated AVC's as at 31 March 2021 is yet to be disclosed. This is an issue across a number of Prudential clients and we will update when the information becomes available
- Pensions Administration walkthrough
- Agreement of all final amendments to the financial statements
- Update of our subsequent events procedures to the date of our opinion
- Receipt of a signed letter of management representation
- We must give an opinion on the consistency of the financial and non-financial information in the Statement of Accounts 2020/21 with the audited financial statements. The audit of the full annual statement of accounts of London Borough of Merton for the year ended 31 March 2021 is not yet complete.

Given that the audit process is still ongoing, we will continue to challenge the remaining evidence provided and the final disclosures in the Accounts which could influence our final audit opinion.

## Audit differences

At the date of this report there are no unadjusted audit differences. The Fund has agreed to adjust for a small number of differences arising from our audit, largely relating to updated valuation of investment assets. We include further details in Section 4.

# Executive Summary

## Areas of audit focus

Our audit plan identified significant risks and areas of focus for our audit of the Authority's financial statements. We summarise below our latest findings.

Significant risk	Findings & conclusions
Misstatement due to Fraud or Error - Posting of investment journals	We have completed our testing and found no indications of management override of controls.
Other area of audit focus	Findings & conclusions
Going concern	<p>We have completed our work, including review of the disclosure and challenge and testing of management's assessment and supporting cash flow forecast.</p> <p>We are satisfied that it is an adequate reflection of management's assessment that it remains appropriate to prepare the financial statements on a going concern basis.</p>
Valuation of private debt and infrastructure investments	<p>We undertook additional procedures, as described more fully in Section 2 of this report, to gain material assurance over the year-end valuation of the Fund's private debt and infrastructure investments which are disclosed as level 3 in the fair value hierarchy and therefore inherently more difficult to value.</p> <p>There was a late adjustment to the valuations of Level 3 investment assets resulting in a £1.481m understatement of the fund. Management have subsequently amended this.</p>

This report sets out our latest observations and conclusions on the above matters, and any others identified, in the "Areas of Audit Focus" section of this report. We ask you to review these and any other matters in this report to ensure:

- There are no other considerations or matters that could have an impact on these issues; and
- You agree with the resolution of the issues; and there are no other significant issues to be considered.

There are no matters, apart from those reported by management or disclosed in this report, which we believe should be brought to your attention.



# Executive Summary

## Control observations

We have not identified any significant deficiencies in the design or operation of an internal control that might result in a material misstatement in your financial statements and which is unknown to you.

## Other reporting issues

We have no other matters to report.

## Independence

Please refer to Section 7 for our update on Independence.

There are no relationships from 1 April 2020 to the date of this report, which we consider may reasonably be thought to bear on our independence and objectivity.



## 02 Areas of Audit Focus



# Areas of Audit Focus

## Significant risk

Risk of manipulation of Investment income and valuation

### What is the risk?

As identified in ISA (UK and Ireland) 240, management is in a unique position to perpetrate fraud because of its ability to manipulate accounting records directly or indirectly and prepare fraudulent financial statements by overriding controls that otherwise appear to be operating effectively. We identify and respond to this fraud risk on every audit engagement.

Page 284

### What judgements are we focused on?

We assessed that the risk of manipulation of investment income and valuation through management override of controls was most likely to affect investment income and assets in the year, specifically through journal postings.

### What did we do?

Tested journals at year-end to ensure there are no unexpected or unusual postings;  
Undertook a review of reconciliations to the fund manager and custodian reports and investigated any reconciling differences;  
Re-performed the detailed investment note using the reports we have acquired directly from the custodians or fund managers, including the agreement of investment additions and disposals in the year;  
Sought to obtain further independent support for the valuation of pooled year-end investments where this can be obtained;  
Checked the reconciliation of holdings included in the Net Assets Statement back to the source reports; and  
Reviewed accounting estimates for evidence of management bias.  
We utilised our data analytics capabilities to assist with our work, including journal entry testing. We assessed journal entries for evidence of management bias and evaluated for business rationale.

### What are our conclusions?

We have not identified any material weaknesses in controls or evidence of material management override.  
We have not identified any instances of inappropriate judgements being applied.  
We did not identify any other transactions during our audit which appeared unusual or outside the Pension Fund's normal course of business.



# Areas of Audit Focus

## Area of audit focus

Valuation of private debt and infrastructure investments

### What is the risk?

We consider the valuation of Level 3 investments to be of a higher degree of inherent risk due to the unobservable inputs making up the valuations. This involves a high degree of estimation from the fund manager as audited accounts supporting the valuation are only produced up to Quarter 3 of the financial year.

### What judgements are we focused?

The Fund's private debt and infrastructure investments are categorised as being at level 3 in the fair value hierarchy. This is due to the uncertainty associated with the valuation of such investments and the absence of a liquid market, meaning that the valuations are not based on observable inputs. As a result of this we undertook additional procedures to gain assurance over the carrying value of these investments disclosed in the financial statements. We set our detailed audit approach and findings on the following page.

### What are our conclusions?

We have noted that management made a late adjustment to the financial statements to increase the value of Level 3 investments by £1.481m.

This was to ensure the financial statements agreed to updated information received from Private market investments.

No other issues noted.



## Areas of Audit Focus

### Area of audit focus



#### Valuation of level 3 investments - further details on procedures/work performed

We:

- Triangulated the valuation reports from the fund managers and custodians to the entries in the financial statements.
- Obtained audited financial statements supporting the investments, controls assurance reports and bridging letters for the controls reports to year end.
- Considered the work performed by the fund managers, including the adequacy of the scope of the work performed, their professional capabilities and the results of their work.
- Challenged the key assumptions used by the fund managers in valuations and considered further whether specialist support is needed to support our work in this area. We concluded no such further support was necessary.

Tested accounting entries had been correctly processed in the financial statements.

Audited financial statements supporting valuations were only available to 31 December 2020. We evaluated those financial statements to gain assurance that:

- The audit report was not qualified or otherwise modified.
- The audit report did not contain material uncertainties in respect of going concern and that there were no other matters emphasised that would impact valuation.
- The audit report was issued by a reputable auditor.

We also evaluated controls assurance reports to gain assurance they were not qualified and there were no specific control failures that could impact the valuation of investments.

To gain assurance over the valuation of level 3 investments at the Net Asset Statement date of 31 March 2021, we:

- Agreed the net asset value of private debt and infrastructure investments to underpinning audited financial statements as at 31 December. We then adjusted the 31 December 2020 valuation for known calls and puts in the final quarter of the year assuming they occurred at the start of the quarter.
- Used available quarter 3 to 4 indices relevant to the type of investment to create a high/low range of movements for quarter 4 and applied that to the valuation derived for each investment. We confirmed that the range established was not greater than our performance materiality.
- We compared the valuation in the financial statements to the range established to gain assurance investments values in the financial statements were not materially outside the expected range.





## Areas of Audit Focus

### Area of audit focus

#### Going concern

#### What is the risk?

There is a presumption that the Fund will continue as a going concern for the foreseeable future. However, the Fund is required to carry out a going concern assessment that is proportionate to the risks it faces. In light of the continued impact of Covid-19 there is a need for the Fund to ensure its going concern assessment, including its cashflow forecast, is thorough and appropriately comprehensive.

The Fund is required to ensure that its going concern disclosure within the statement of accounts adequately reflects its going concern assessment and in particular highlights any uncertainties it has identified.

In addition, the auditing standard in relation to going concern (ISA570) has been revised with effect for the 2020/21 accounts audit.

Page 287

#### What did we do and what judgements did we focus on?

- Challenged management's identification of events or conditions impacting going concern.
- Tested management's resulting assessment of going concern by evaluating supporting evidence (including consideration of the risk of management bias).
- Reviewed the Fund's cashflow forecast covering the foreseeable future, to ensure that it has sufficient liquidity to continue to operate as a going concern.
- Undertook a 'stand back' review to consider all of the evidence obtained, whether corroborative or contradictory, when we draw our conclusions on going concern.
- Challenged the disclosure made in the accounts in respect of going concern and any material uncertainties.

#### What are our conclusions?

We are satisfied with management's assessment that it is appropriate for the financial statements to be prepared on a going concern basis which is reasonable and supported by evidence, including a cashflow forecast, for the foreseeable future.



# 03 Audit Report



# Audit Report

## DRAFT INDEPENDENT AUDITOR'S REPORT TO THE MEMBERS OF THE LONDON BOROUGH OF MERTON

### Our opinion on the financial statements

#### Opinion

We have audited the pension fund financial statements for the year ended 31 March 2021 under the Local Audit and Accountability Act 2014. The pension fund financial statements comprise the Fund Account, the Net Assets Statement and the related notes 1 to 24. The financial reporting framework that has been applied in their preparation is applicable law and the CIPFA/LASAAC Code of Practice on Local Authority Accounting in the United Kingdom 2020/21.

In our opinion the pension fund financial statements:

- give a true and fair view of the financial transactions of the pension fund during the year ended 31 March 2021 and the amount and disposition of the fund's assets and liabilities as at 31 March 2021, and
- have been properly prepared in accordance with the CIPFA/LASAAC Code of Practice on Local Authority Accounting in the United Kingdom 2020/21.

#### Basis for opinion

We conducted our audit in accordance with International Standards on Auditing (UK) (ISAs (UK)) and applicable law. Our responsibilities under those standards are further described in the Auditor's responsibilities for the audit of the financial statements section of our report below. We are independent of the pension fund in accordance with the ethical requirements that are relevant to our audit of the financial statements in the UK, including the FRC's Ethical Standard and the Comptroller and Auditor General's (C&AG) AGN01, and we have fulfilled our other ethical responsibilities in accordance with these requirements.

We believe that the audit evidence we have obtained is sufficient and appropriate to provide a basis for our opinion.

#### Conclusions relating to going concern

In auditing the financial statements, we have concluded that the Director of Corporate Services' use of the going concern basis of accounting in the preparation of the financial statements is appropriate.

Based on the work we have performed, we have not identified any material uncertainties relating to events or conditions that, individually or collectively, may cast significant doubt on the authority's ability to continue as a going concern for a period of at least 12 months from when the financial statements are authorised for issue.

Our responsibilities and the responsibilities of the Director of Corporate Services with respect to going concern are described in the relevant sections of this report. However, because not all future events or conditions can be predicted, this statement is not a guarantee as to the authority's ability to continue as a going concern.

#### Other information

- The other information comprises the information included in the London Borough of Merton Statement of Accounts 2020/21, other than the financial statements and our auditor's report thereon. The Director of Corporate Services is responsible for the other information contained within the Statement of Accounts 2020/21.
- Our opinion on the financial statements does not cover the other information and, except to the extent otherwise explicitly stated in this report, we do not express any form of assurance conclusion thereon.



# Audit Report

## DRAFT INDEPENDENT AUDITOR'S REPORT TO THE MEMBERS OF THE LONDON BOROUGH OF MERTON

### Our opinion on the financial statements

Our responsibility is to read the other information and, in doing so, consider whether the other information is materially inconsistent with the financial statements or our knowledge obtained in the course of the audit or otherwise appears to be materially misstated. If we identify such material inconsistencies or apparent material misstatements, we are required to determine whether there is a material misstatement in the financial statements themselves. If, based on the work we have performed, we conclude that there is a material misstatement of the other information, we are required to report that fact.

We have nothing to report in this regard.

Matters on which we report by exception

We report to you if:

- we issue a report in the public interest under section 24 of the Local Audit and Accountability Act 2014;
- we make written recommendations to the audited body under Section 24 of the Local Audit and Accountability Act 2014;
- we make an application to the court for a declaration that an item of account is contrary to law under Section 28 of the Local Audit and Accountability Act 2014;
- we issue an advisory notice under Section 29 of the Local Audit and Accountability Act 2014; or
- we make an application for judicial review under Section 31 of the Local Audit and Accountability Act 2014.

We have nothing to report in these respects

### Responsibility of the Director of Corporate Services

As explained more fully in the Statement of the Director of Corporate Services Responsibilities set out on page 188, the Director of Corporate Services is responsible for the preparation of the Authority's Statement of Accounts, which includes the pension fund financial statements, in accordance with proper practices as set out in the CIPFA/LASAAC Code of Practice on Local Authority Accounting in the United Kingdom 2020/21, and for being satisfied that they give a true and fair view and for such internal control as the directors determine is necessary to enable the preparation of financial statements that are free from material misstatement, whether due to fraud or error.

In preparing the financial statements, the Director of Corporate Services is responsible for assessing the Pension Fund's ability to continue as a going concern, disclosing, as applicable, matters related to going concern and using the going concern basis of accounting unless the Pension Fund either intends to cease operations, or have no realistic alternative but to do so.

### Auditor's responsibilities for the audit of the financial statements

Our objectives are to obtain reasonable assurance about whether the financial statements as a whole are free from material misstatement, whether due to fraud or error, and to issue an auditor's report that includes our opinion. Reasonable assurance is a high level of assurance, but is not a guarantee that an audit conducted in accordance with ISAs (UK) will always detect a material misstatement when it exists. Misstatements can arise from fraud or error and are considered material if, individually or in the aggregate, they could reasonably be expected to influence the economic decisions of users taken on the basis of these financial statements.



# Audit Report

## DRAFT INDEPENDENT AUDITOR'S REPORT TO THE MEMBERS OF THE LONDON BOROUGH OF MERTON

### Our opinion on the financial statements

Explanation as to what extent the audit was considered capable of detecting irregularities, including fraud

Irregularities, including fraud, are instances of non-compliance with laws and regulations. We design procedures in line with our responsibilities, outlined above, to detect irregularities, including fraud. The risk of not detecting a material misstatement due to fraud is higher than the risk of not detecting one resulting from error, as fraud may involve deliberate concealment by, for example, forgery or intentional misrepresentations, or through collusion. The extent to which our procedures are capable of detecting irregularities, including fraud is detailed below. However, the primary responsibility for the prevention and detection of fraud rests with both those charged with governance of the entity and management.

We obtained an understanding of the legal and regulatory frameworks that are applicable to the Pension Fund and determined that the most significant are the Local Government Pension Scheme Regulations 2013 (as amended), and The Public Service Pensions Act 2013.

We understood how the London Borough of Merton Pension Fund is complying with those frameworks by understanding the incentive, opportunities and motives for non-compliance, including inquiring of management, internal audit and those charged with governance and obtaining and reading documentation relating to the procedures in place to identify, evaluate and comply with laws and regulations, and whether they are aware of instances of non-compliance. We corroborated this through our reading of minutes, review of policies and other information. Based on this understanding we designed our audit procedures to identify non-compliance with such laws and regulations. Our procedures had a focus on compliance with the accounting framework through obtaining sufficient audit evidence in line with the level of risk identified and with relevant legislation.

We assessed the susceptibility of the Pension Fund's financial statements to material misstatement, including how fraud might occur by understanding the potential incentives and opportunities for management to manipulate the financial statements, and performed procedures to understand the areas in which this would most likely arise. Based on our risk assessment procedures we identified [the manipulation of investment income and valuation to be our fraud risk.

To address our fraud risk we [tested the consistency of the investment asset valuation from the independent sources of the custodian and the fund managers to the financial statements. We also undertook a review of reconciliations to the fund manager and custodian reports and assessed journal entries for evidence of management bias and evaluated for business rationale using specific criteria we considered to be relevant to the risk.

In common with all audits under ISAs (UK), we are also required to perform specific procedures to respond to the risk of management override. In addressing the risk of fraud through management override of controls, we tested the appropriateness of journal entries and other adjustments; assessed whether the judgements made in making accounting estimates are indicative of a potential bias; and evaluated the business rationale of any identified significant transactions that were unusual or outside the normal course of business.

A further description of our responsibilities for the audit of the financial statements is located on the Financial Reporting Council's website at <https://www.frc.org.uk/auditorsresponsibilities>. This description forms part of our auditor's report.



# Audit Report

DRAFT INDEPENDENT AUDITOR'S REPORT TO THE MEMBERS OF THE LONDON BOROUGH OF MERTON

## Our opinion on the financial statements

### Use of our report

This report is made solely to the members of the London Borough of Merton, as a body, in accordance with Part 5 of the Local Audit and Accountability Act 2014 and for no other purpose, as set out in paragraph 43 of the Statement of Responsibilities of Auditors and Audited Bodies published by Public Sector Audit Appointments Limited. To the fullest extent permitted by law, we do not accept or assume responsibility to anyone other than the Authority and the Authority's members as a body, for our audit work, for this report, or for the opinions we have formed.



# 04 Audit Differences





# Audit Differences

In the normal course of any audit, we identify misstatements between amounts we believe should be recorded in the financial statements and the disclosures and amounts actually recorded. These differences are classified as “known” or “judgemental”. Known differences represent items that can be accurately quantified and relate to a definite set of facts or circumstances. Judgemental differences generally involve estimation and relate to facts or circumstances that are uncertain or open to interpretation.

## Summary of adjusted and uncorrected differences

There were no misstatements greater than £6.8m which have been corrected by management or other specific misstatements identified during the course of our audit which we wish to draw to your attention.

Two lower value misstatements relating to amendments to valuation of investment assets, and a number of disclosure amendments were made as a result of our work.

There were no uncorrected misstatements.





## 05 Other reporting issues

## Other reporting issues

---

### Consistency of other information published with the financial statements, including the Annual Governance Statement

We must give an opinion on the consistency of the financial and non-financial information in the Statement of Accounts 2020/21 with the audited financial statements.

Our work in this area is ongoing.

### Other powers and duties

We have a duty under the Local Audit and Accountability Act 2014 to consider whether to report on any matter that comes to our attention in the course of the audit, either for the Authority to consider it or to bring it to the attention of the public (i.e. "a report in the public interest"). We also have a duty to make written recommendations to the Authority, copied to the Secretary of State, and take action in accordance with our responsibilities under the Local Audit and Accountability Act 2014. We have had no reason to exercise these duties.

### Other matters

As required by ISA (UK&I) 260 and other ISAs specifying communication requirements, we must tell you significant findings from the audit and other matters if they are significant to your oversight of the Fund's financial reporting process. We have no matters to report.



06

# Assessment of Control Environment



# Assessment of Control Environment

---

## Financial controls

It is the responsibility of the Fund to develop and implement systems of internal financial control and to put in place proper arrangements to monitor their adequacy and effectiveness in practice. Our responsibility as your auditor is to consider whether the Fund has put adequate arrangements in place to satisfy itself that the systems of internal financial control are both adequate and effective in practice.

As part of our audit of the financial statements, we obtained an understanding of internal control sufficient to plan our audit and determine the nature, timing and extent of testing performed. As we have adopted a fully substantive approach, we have therefore not tested the operation of controls. Although our audit was not designed to express an opinion on the effectiveness of internal control we are required to communicate to you significant deficiencies in internal control.

We have not identified any significant deficiencies in internal control.



07

# Independence

## Relationships, services and related threats and safeguards

The FRC Ethical Standard requires that we provide details of all relationships between Ernst & Young (EY) and the Fund, and its members and senior management and its affiliates, including all services provided by us and our network to the Fund, its members and senior management and its affiliates, and other services provided to other known connected parties that we consider may reasonably be thought to bear on the our integrity or objectivity, including those that could compromise independence and the related safeguards that are in place and why they address the threats.

There are no relationships from 1 April 2020 to the date of this report, which we consider may reasonably be thought to bear on our independence and objectivity.

### Services provided by Ernst & Young

The table below sets out a summary of the fees that you have paid to us in the year ended 31 March 2021 in line with the disclosures set out in FRC Ethical Standard and in statute.

As at the date of this report, there are no future services which have been contracted and no written proposal to provide non-audit services has been submitted.

	Planned fee 20/21	Final Fee 2019/20
	£	£
Scale Fee – Code work (1)	16,170	16,170
Significant risk relating to US currency hedge	-	2,250
Going concern and PBSE assessments and disclosures including EY consultations (2)	2,000 – 6,000	5,500
IAS 19 work on the 2019 triennial valuation of the Fund (3)	5,500	9,000
Total	TBC	32,920

All fees exclude VAT

1. We remain in discussion with PSAA about increasing the scale fee to reflect the additional work auditors are required to do to meet regulatory requirements. In our view the scale fee for the Merton PF audit should be increased by £28,290.
2. The 2019/20 additional fees have been agreed with management but are subject to PSAA approval.
3. IAS19 work is to provide assurance to the auditor of the LB Merton. These additional fees are not subject to approval from PSAA and for 2019/20 (where there was additional work on the triennial data) we have agreed fees with management.

## Other communications

### EY Transparency Report 2020

Ernst & Young (EY) has policies and procedures that instil professional values as part of firm culture and ensure that the highest standards of objectivity, independence and integrity are maintained.

Details of the key policies and processes in place within EY for maintaining objectivity and independence can be found in our annual Transparency Report which the firm is required to publish by law. The most recent version of this Report is for the year end 30 June 2020:

[EY UK Transparency Report 2020 | EY UK](#)



# 08 Appendices



## Audit approach update

We summarise below our approach to the audit of the net asset statement and any changes to this approach from the prior year audit.




Our audit procedures are designed to be responsive to our assessed risk of material misstatement at the relevant assertion level. Assertions relevant to the balance sheet include:

- Existence: An asset, liability and equity interest exists at a given date
- Rights and Obligations: An asset, liability and equity interest pertains to the entity at a given date
- Completeness: There are no unrecorded assets, liabilities, and equity interests, transactions or events, or undisclosed items
- Valuation: An asset, liability and equity interest is recorded at an appropriate amount and any resulting valuation or allocation adjustments are appropriately recorded
- Presentation and Disclosure: Assets, liabilities and equity interests are appropriately aggregated or disaggregated, and classified, described and disclosed in accordance with the applicable financial reporting framework. Disclosures are relevant and understandable in the context of the applicable financial reporting framework

Page 303  
There were no significant changes to our audit approach, but we did undertake more granular procedures to gain assurance over the valuation of both level 3 investments and the IAS 26 disclosure of the actuarial present value of promised retirement benefits disclosed as a note to the accounts.

## Appendix B

# Summary of communications

Date 	Nature 	Summary 
Throughout the year	Meetings, calls and emails.	The Associate Partner and Senior Manager has been in regular contact with the Director of Corporate Services and the in respect of the Fund's risks, accounts closedown and the audit approach.
Throughout the year	Meetings, calls and emails.	The Associate Partner has met the Director of Corporate Services on an ad hoc basis throughout the year to discuss key audit findings and reporting up to the date of issue of this report.
All Standards and General Purposes Committee meetings held in the year	Committee attendance	<p>The Associate Partner and/or Senior Manager have attended those meetings of the Standards and General Purposes Committee held throughout the financial year and to the date of issue of this report.</p> <p>Specific reports issued and communications with the Committee are detailed in Appendix C.</p>

Page 304

In addition to the above specific meetings and letters the audit team met with the management team multiple times throughout the audit to discuss audit findings.

## Appendix C

# Required communications with the Standards and General Purposes Committee

There are certain communications that we must provide to the audit committees of UK clients. We have detailed these here together with a reference of when and where they were covered:

Required communications	What is reported?	When and where
Terms of engagement	Confirmation by the Standards and General Purposes Committee of acceptance of terms of engagement as written in the engagement letter signed by both parties.	The statement of responsibilities serves as the formal terms of engagement between the PSAA's appointed auditors and audited bodies
Our responsibilities	Reminder of our responsibilities as set out in the engagement letter.	Audit Plan – dated February 2021
Planning and audit approach	Communication of the planned scope and timing of the audit, any limitations and the significant risks identified.	Audit Plan – dated February 2021
Significant findings from the audit	<ul style="list-style-type: none"> <li>• Our view about the significant qualitative aspects of accounting practices including accounting policies, accounting estimates and financial statement disclosures</li> <li>• Significant difficulties, if any, encountered during the audit</li> <li>• Significant matters, if any, arising from the audit that were discussed with management</li> <li>• Written representations that we are seeking</li> <li>• Expected modifications to the audit report</li> <li>• Other matters if any, significant to the oversight of the financial reporting process</li> </ul>	Audit Results Report – dated September 2021

# Appendix C

		Our Reporting to you
Required communications	What is reported?	When and where
Going concern	<p>Events or conditions identified that may cast significant doubt on the entity’s ability to continue as a going concern, including:</p> <ul style="list-style-type: none"> <li>• Whether the events or conditions constitute a material uncertainty</li> <li>• Whether the use of the going concern assumption is appropriate in the preparation and presentation of the financial statements</li> <li>• The adequacy of related disclosures in the financial statements</li> </ul>	No conditions or events were identified, either individually or together to raise any doubt about Merton Pension Fund’s ability to continue for the 12 months from the date of our report
Misstatements	<ul style="list-style-type: none"> <li>• Uncorrected misstatements and their effect on our audit opinion</li> <li>• The effect of uncorrected misstatements related to prior periods</li> <li>• A request that any uncorrected misstatement be corrected</li> <li>• Material misstatements corrected by management</li> </ul>	Audit Results Report – September 2021
Subsequent events	<ul style="list-style-type: none"> <li>• Enquiry of the Standards and General Purposes Committee where appropriate regarding whether any subsequent events have occurred that might affect the financial</li> </ul>	Audit Results Report – September 2021 and up to date of our report.
Fraud	<ul style="list-style-type: none"> <li>• Enquiries of the Standards and General Purposes Committee to determine whether they have knowledge of any actual, suspected or alleged fraud affecting the Pension Fund</li> <li>• Any fraud that we have identified or information we have obtained that indicates that a fraud may exist</li> <li>• Unless all of those charged with governance are involved in managing the Fund, any identified or suspected fraud involving:               <ol style="list-style-type: none"> <li>a. Management;</li> <li>b. Employees who have significant roles in internal control; or</li> <li>c. Others where the fraud results in a material misstatement in the financial statements.</li> </ol> </li> <li>• The nature, timing and extent of audit procedures necessary to complete the audit when fraud involving management is suspected</li> <li>• Any other matters related to fraud, relevant to Standards and General Purposes Committee responsibility.</li> </ul>	Audit Results Report – September 2021





# Appendix C

		Our Reporting to you
Required communications	What is reported?	When and where
Related parties	<p>Significant matters arising during the audit in connection with the Fund’s related parties including, when applicable:</p> <ul style="list-style-type: none"> <li>• Non-disclosure by management</li> <li>• Inappropriate authorisation and approval of transactions</li> <li>• Disagreement over disclosures</li> <li>• Non-compliance with laws and regulations</li> <li>• Difficulty in identifying the party that ultimately controls the Pension Fund</li> </ul>	Audit Results Report – September 2021
Independence	<p>Communication of all significant facts and matters that bear on EY’s, and all individuals involved in the audit, objectivity and independence.</p> <p>Communication of key elements of the audit engagement partner’s consideration of independence and objectivity such as:</p> <ul style="list-style-type: none"> <li>• The principal threats</li> <li>• Safeguards adopted and their effectiveness</li> <li>• An overall assessment of threats and safeguards</li> <li>• Information about the general policies and process within the firm to maintain objectivity and independence</li> </ul> <p>Communications whenever significant judgments are made about threats to objectivity and independence and the appropriateness of safeguards put in place.</p> <p>For public interest entities and listed companies, communication of minimum requirements as detailed in the FRC Revised Ethical Standard 2019:</p> <ul style="list-style-type: none"> <li>• Relationships between EY, the company and senior management, its affiliates and its connected parties</li> <li>• Services provided by EY that may reasonably bear on the auditors’ objectivity and independence</li> <li>• Related safeguards</li> <li>• Fees charged by EY analysed into appropriate categories such as statutory audit fees, tax advisory fees, other non-audit service fees</li> <li>• A statement of compliance with the Ethical Standard, including any non-EY firms or external experts used in the audit</li> </ul>	Audit Plan – dated February 2021 and Audit Results Report – September 2021

# Appendix C

		Our Reporting to you
Required communications	What is reported?	When and where
	<ul style="list-style-type: none"> <li>• Details of any inconsistencies between the Ethical Standard and the Fund's policy for the provision of non-audit services, and any apparent breach of that policy</li> <li>• Details of any contingent fee arrangements for non-audit services</li> <li>• Where EY has determined it is appropriate to apply more restrictive rules than permitted under the Ethical Standard</li> <li>• The audit committee should also be provided an opportunity to discuss matters affecting auditor independence</li> </ul>	
External confirmations	<ul style="list-style-type: none"> <li>• Management's refusal for us to request confirmations</li> <li>• Inability to obtain relevant and reliable audit evidence from other procedures.</li> </ul>	We have received all requested confirmations
Consideration of laws and regulations	<ul style="list-style-type: none"> <li>• Subject to compliance with applicable regulations, matters involving identified or suspected non-compliance with laws and regulations, other than those which are clearly inconsequential and the implications thereof. Instances of suspected non-compliance may also include those that are brought to our attention that are expected to occur imminently or for which there is reason to believe that they may occur</li> <li>• Enquiry of the audit committee into possible instances of non-compliance with laws and regulations that may have a material effect on the financial statements and that the audit committee may be aware of</li> </ul>	We have asked management and those charged with governance. We have not identified any material instances or non-compliance with laws and regulations
Significant deficiencies in internal controls identified during the audit	<ul style="list-style-type: none"> <li>• Significant deficiencies in internal controls identified during the audit.</li> </ul>	Audit Results Report - September 2021

# Appendix C

		 Our Reporting to you
Required communications	 What is reported?	  When and where
Written representations we are requesting from management and/or those charged with governance	<ul style="list-style-type: none"> <li>Written representations we are requesting from management and/or those charged with governance</li> </ul>	Audit Results Report – September 2021
Material inconsistencies or misstatements of fact identified in other information which management has refused to revise	<ul style="list-style-type: none"> <li>Material inconsistencies or misstatements of fact identified in other information which management has refused to revise</li> </ul>	Audit Results Report – September 2021
Auditors report	<ul style="list-style-type: none"> <li>Any circumstances identified that affect the form and content of our auditor’s report</li> </ul>	Audit Results Report – September 2021
Fee Reporting	<ul style="list-style-type: none"> <li>Breakdown of fee information when the audit planning report is agreed</li> <li>Breakdown of fee information at the completion of the audit</li> <li>Any non-audit work</li> </ul>	Audit Plan – dated February 2021 and Audit Results Report – September 2021

# Draft management representation letter

## Management Rep Letter

This letter of representations is provided in connection with your audit of the financial statements of the London Borough of Merton Pension Fund (“the Fund”) for the year ended 31 March 2021. We recognise that obtaining representations from us concerning the information contained in this letter is a significant procedure in enabling you to form an opinion as to whether the financial statements give a true and fair view of the financial transactions of the Fund during the period from 1 April 2020 to 31 March 2021 and of the amount and disposition of the Fund’s assets and liabilities as at 31 March 2021, other than liabilities to pay pensions and benefits after the end of the period, have been properly prepared in accordance with the CIPFA/LASAAC Code of Practice on Local Authority Accounting in the United Kingdom 2020/21.

We understand that the purpose of your audit of the Fund’s financial statements is to express an opinion thereon and that your audit was conducted in accordance with International Standards on Auditing (UK), which involves an examination of the accounting system, internal control and related data to the extent you considered necessary in the circumstances, and is not designed to identify - nor necessarily be expected to disclose - all fraud, shortages, errors and other irregularities, should any exist.

Accordingly, we make the following representations, which are true to the best of our knowledge and belief, having made such inquiries as we considered necessary for the purpose of appropriately informing ourselves:

### A. Financial Statements and Financial Records

1. We have fulfilled our responsibilities, under the relevant statutory authorities, for the preparation of the financial statements in accordance with [the Accounts and Audit Regulations 2015 and CIPFA LASAAC Code of Practice on Local Authority Accounting in the United Kingdom 2020/21.
2. We confirm that the Fund is a Registered Pension Scheme. We are not aware of any reason why the tax status of the scheme should change.

3. We acknowledge, as members of management of the Fund, our responsibility for the fair presentation of the financial statements. We believe the financial statements referred to above give a true and fair view of the financial position and the financial performance of the Fund in accordance with the CIPFA LASAAC Code of Practice on Local Authority Accounting in the United Kingdom 2020/21, and are free of material misstatements, including omissions. We have approved the financial statements.

4. The significant accounting policies adopted in the preparation of the financial statements are appropriately described in the financial statements.

5. As members of management of the Fund, we believe that the Fund has a system of internal controls adequate to enable the preparation of accurate financial statements in accordance with the CIPFA/LASAAC Code of Practice on Local Authority Accounting in the United Kingdom 2020/21 that are free from material misstatement, whether due to fraud or error. We have disclosed to you any significant changes in our processes, controls, policies and procedures that we have made to address the effects of the COVID-19 pandemic on our system of internal controls.

6. There are no unadjusted audit differences identified during the current audit and pertaining to the latest period presented.

### B. Non-compliance with laws and regulations including fraud

1. We acknowledge that we are responsible for determining that the Fund’s activities are conducted in accordance with laws and regulations and that we are responsible for identifying and addressing any non-compliance with applicable laws and regulations, including fraud.

2. We acknowledge that we are responsible for the design, implementation and maintenance of internal controls to prevent and detect fraud.

3. We have disclosed to you the results of our assessment of the risk that the financial statements may be materially misstated as a result of fraud.

4. We have not made any reports to The Pensions Regulator, nor are we aware of any such reports having been made by any of our advisors.



# Draft management representation letter

## Management Rep Letter

5. There have been no other communications with The Pensions Regulator or other regulatory bodies during the Fund year or subsequently concerning matters of noncompliance with any legal duty.

6. We have no knowledge of any identified or suspected non-compliance with laws or regulations, including fraud that may have affected the Fund (regardless of the source or form and including without limitation, any allegations by “whistleblowers”), including non-compliance matters:

- Involving financial improprieties
- Related to laws or regulations that have a direct effect on the determination of material amounts and disclosures in the Fund’s financial statements
- Related to laws and regulations that have an indirect effect on amounts and disclosures in the financial statements, but compliance with which may be fundamental to the operations of the Fund, its ability to continue, or to avoid material penalties
- Involving management, or employees who have significant roles in internal control, or others
- In relation to any allegations of fraud, suspected fraud or other non-compliance with laws and regulations communicated by employees, former employees, analysts, regulators or others.

### C. Information Provided and Completeness of Information and Transactions

1. We have provided you with:

- Access to all information of which we are aware that is relevant to the preparation of the financial statements such as records, documentation and other matters.
- Additional information that you have requested from us for the purpose of the audit.
- Unrestricted access to persons within the entity from whom you determined it necessary to obtain audit evidence.

2. You have been informed of all changes to the Fund rules.

3. All material transactions have been recorded in the accounting records and all material transactions, events and conditions are reflected in the financial statements, including those related to the COVID-19 pandemic.

4. We have made available to you all minutes of the meetings of members of the management of the Fund and committees of members of the management of the Fund held throughout 2020/21 to the most recent meeting.

5. We confirm the completeness of information provided regarding the identification of related parties. We have disclosed to you the identity of the Fund’s related parties and all related party relationships and transactions of which we are aware, including sales, purchases, loans, transfers of assets, liabilities and services, leasing arrangements, guarantees, non-monetary transactions and transactions for no consideration for the period ended, as well as related balances due to or from such parties at the period end. These transactions have been appropriately accounted for and disclosed in the financial statements.

6. We confirm the completeness of information provided regarding annuities held in the name of the members of the management of the Fund.

7. We have disclosed to you, and the Fund has complied with, all aspects of contractual agreements that could have a material effect on the financial statements in the event of non-compliance, including all covenants, conditions or other requirements of all outstanding debt.

8. No transactions have been made which are not in the interests of the Fund members or the Fund during the fund year or subsequently.

9. We believe that the methods, significant assumptions and the data we used in making accounting estimates and related disclosures are appropriate and consistently applied to achieve recognition, measurement and disclosure that is in accordance with CIPFA/LASAAC Code of Practice on Local Authority Accounting in the United Kingdom 2020/21.

# Draft management representation letter

## Management Rep Letter

10. From the date of our last management representation letter at 5 November 2020 through the date of this letter we have disclosed to you any unauthorized access to our information technology systems that either occurred or to the best of our knowledge is reasonably likely to have occurred based on our investigation, including of reports submitted to us by third parties (including regulatory agencies, law enforcement agencies and security consultants), to the extent that such unauthorized access to our information technology systems is reasonably likely to have a material impact to the financial statements, in each case or in the aggregate.

### D. Liabilities and Contingencies

1. All liabilities and contingencies, including those associated with guarantees, whether written or oral, have been disclosed to you and are appropriately reflected in the financial statements.
2. We have informed you of all outstanding and possible litigation and claims, whether or not they have been discussed with legal counsel.
3. We have recorded and/or disclosed, as appropriate, all liabilities related to litigation and claims, both actual and contingent, and have disclosed in Note 24 to the financial statements all guarantees that we have given to third parties.

### E. Going Concern

1. Note 2.1 to the financial statements discloses all the matters of which we are aware that are relevant to the Company's ability to continue as a going concern, including significant conditions and events, our plans for future action, and the feasibility of those plans.

### F. Subsequent Events

1. Other than described in Note 6 to the financial statements, there have been no events, including events related to the COVID-19 pandemic, subsequent to period end which require adjustment of or disclosure in the financial statements or notes thereto.

### G. Other information

1. We acknowledge our responsibility for the preparation of the other information. The other information comprises the London Borough of Merton Pension Fund Annual Report 2020-21.
2. We confirm that the content contained within the other information is consistent with the financial statements.

### H. Independence

1. We confirm that, under section 27 of the Pensions Act 1995, no members of the management of the Fund of the Scheme is connected with, or is an associate of, Ernst & Young LLP which would render Ernst & Young LLP ineligible to act as auditor to the Scheme.

### I. Derivative Financial Instruments

1. We confirm that all investments in derivative financial instruments have been made after due consideration by the members of the management of the Fund of the limitations in their use imposed by The LGPS Management and Investment of Funds Regulations 2016. The Fund's Investment Strategy Statement has been duly reviewed to ensure that such investments comply with any limitations imposed by its provisions. The financial statements disclose all transactions in derivative financial instruments that have been entered into during the period, those still held by the members of the management of the Fund at the Fund's year end and the terms and conditions relating thereto.
2. Management has duly considered and deemed as appropriate the assumptions and methodologies used in the valuation of 'over the counter' derivative financial instruments which the Fund is holding, and these have been communicated to you.

# Draft management representation letter

## Management Rep Letter

J. Pooling investments, including the use of collective investment vehicles and shared services

1. We confirm that all investments in pooling arrangements, including the use of collective investment vehicles and shared services, meet the criteria set out in the November 2015 investment reform and criteria guidance and that the requirements of the LGPS Management and Investment of Funds Regulations 2016 in respect of these investments has been followed.

K. Actuarial valuation

1. The latest report of the actuary Barnett Waddingham as at 31 March 2019 and dated 27 March 2020 has been provided to you. To the best of our knowledge and belief we confirm that the information supplied by us to the actuary was true and that no significant information was omitted which may have a bearing on his report.

L. Use of the Work of a Specialist

1. We agree with the findings of the specialists that we have engaged to value the fund and have adequately considered the qualifications of the specialists in determining the amounts and disclosures included in the financial statements and the underlying accounting records. We did not give or cause any instructions to be given to the specialists with respect to the values or amounts derived in an attempt to bias their work, and we are not otherwise aware of any matters that have had an effect on the independence or objectivity of the specialists.

M. Valuation of Fair Value Hierarchy Level 3 Investment Assets Estimate

1. We confirm that the significant judgments made in making the fair value hierarchy level 3 investment asset valuation estimate have taken into account all relevant information and the effects of the COVID-19 pandemic on the valuation of fair value hierarchy level 3 investment assets of which we are aware.

2. We believe that the selection or application of the methods, assumptions and data used by us have been consistently and appropriately applied or used in making the fair value hierarchy level 3 investment asset valuation estimate.

3. We confirm that the significant assumptions used in making the fair value hierarchy level 3 investment asset estimate appropriately reflect our intent and ability to carry out the valuation on behalf of the entity.

4. We confirm that the disclosures made in the financial statements with respect to the accounting estimate(s), including those describing estimation uncertainty and the effects of the COVID-19 pandemic on the valuation of fair value hierarchy level 3 investment assets, are complete and are reasonable in the context of the CIPFA/LASAAC Code of Practice on Local Authority Accounting in the United Kingdom 2020/21.

5. We confirm that appropriate specialised skills or expertise has been applied in making the valuation of fair value hierarchy level 3 investment asset estimate.

6. We confirm that no adjustments are required to the accounting estimates and disclosures in the financial statements, including due to the COVID-19 pandemic.

N. Estimation of IAS26 present value of promised retirement benefits

1. We confirm that the significant judgments made in making the IAS26 estimate have taken into account all relevant information and the effects of the COVID-19 pandemic on the present value of promised retirement benefits of which we are aware.

2. We believe that the selection or application of the methods, assumptions and data used by us have been consistently and appropriately applied or used in making the IAS26 estimate.

3. We confirm that the significant assumptions used in making the IAS 26 estimate appropriately reflect our intent and ability to carry out the valuation on behalf of the entity.

\_\_\_\_\_  
Caroline Holland, Director of Corporate Services

\_\_\_\_\_  
Councilor Peter McCabe, Chair of the Standards and General Purposes Committee

About EY

EY is a global leader in assurance, tax, transaction and advisory services. The insights and quality services we deliver help build trust and confidence in the capital markets and in economies the world over. We develop outstanding leaders who team to deliver on our promises to all of our stakeholders. In so doing, we play a critical role in building a better working world for our people, for our clients and for our communities.

EY refers to the global organization, and may refer to one or more, of the member firms of Ernst & Young Global Limited, each of which is a separate legal entity. Ernst & Young Global Limited, a UK company limited by guarantee, does not provide services to clients. For more information about our organization, please visit [ey.com](http://ey.com).

© 2017 EYGM Limited.  
All Rights Reserved.

ED None

This material has been prepared for general informational purposes only and is not intended to be relied upon as accounting, tax, or other professional advice. Please refer to your advisors for specific advice.